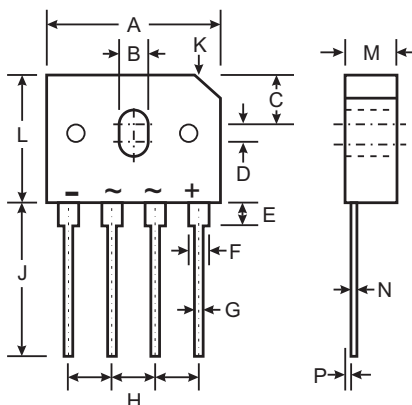


### Features

- Glass Passivated Die Construction
- High Case Dielectric Strength of 1500VRMS
- Low Reverse Leakage Current
- Surge Overload Rating to 200A Peak
- Ideal for Printed Circuit Board Applications
- UL Listed Under Recognized Component Index, File Number E94661
- **Lead Free Finish, RoHS Compliant (Note 4)**

### Mechanical Data

- Case: GBU
- Case Material: Molded Plastic. UL Flammability Classification Rating 94V-0
- Moisture Sensitivity: Level 1 per J-STD-020C
- Terminals: Finish — Tin. Solderable per MIL-STD-202, Method 208 (e3)
- Polarity: Marked on Body
- Mounting: Through Hole for #6 Screw
- Mounting Torque: 5.0 Inch-pounds Maximum
- Ordering Information: See Last Page
- Marking: Date Code and Type Number
- Weight: 6.6 grams (approximate)



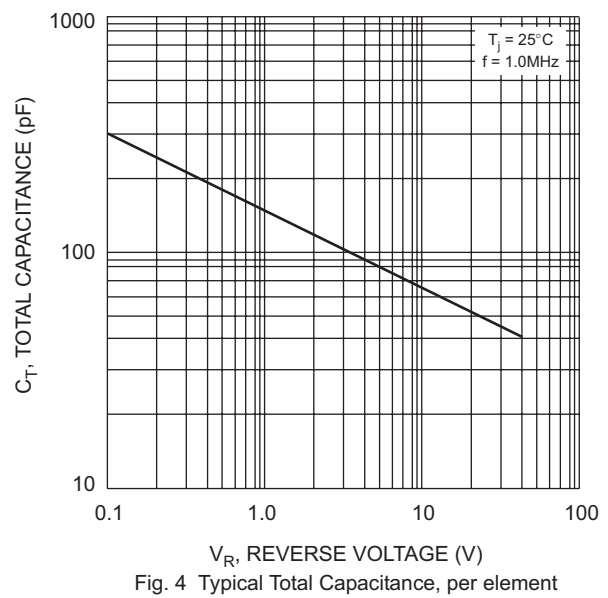
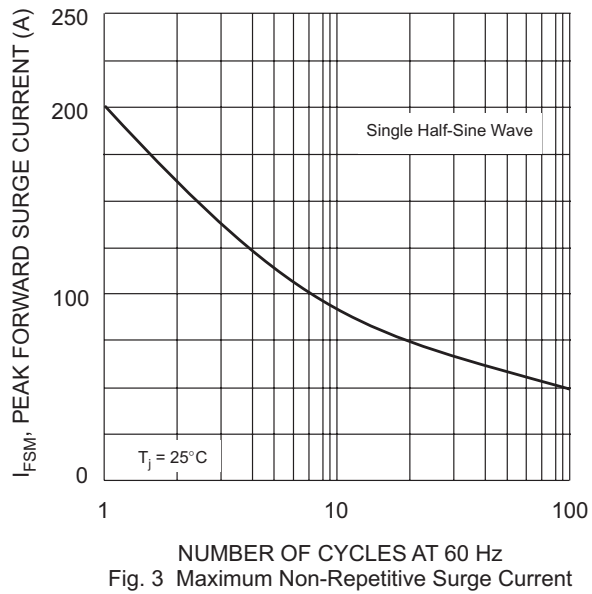
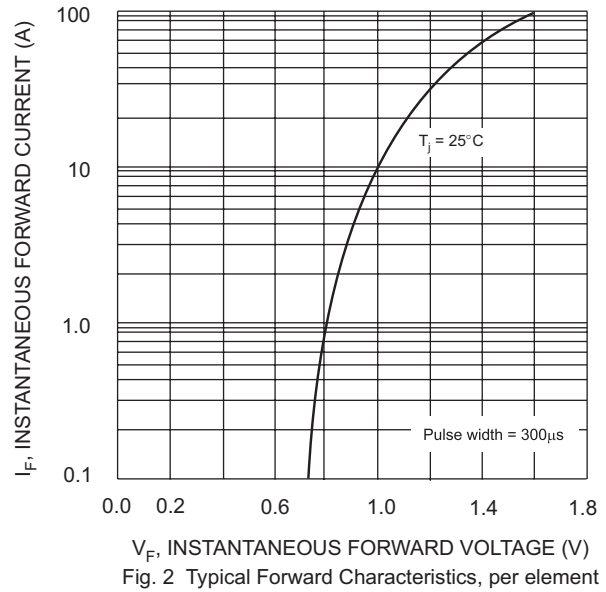
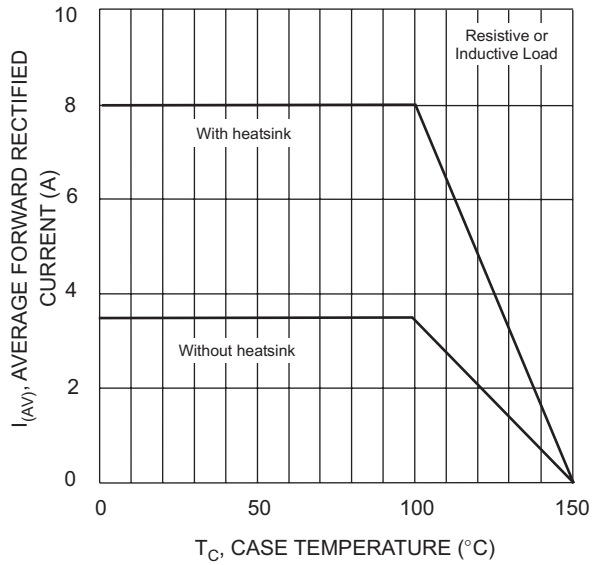
GBU		
Dim	Min	Max
A	21.8	22.3
B	3.5	4.1
C	7.4	7.9
D	1.65	2.16
E	2.25	2.75
F	1.95	2.35
G	1.02	1.27
H	4.83	5.33
J	17.5	18.0
K	3.2 X 45°	
L	18.3	18.8
M	3.30	3.56
N	0.46	0.56
P	0.76	1.0
All Dimensions in mm		

### Maximum Ratings and Electrical Characteristics @ T<sub>A</sub> = 25°C unless otherwise specified

Single phase, 60Hz, resistive or inductive load.  
For capacitive load, derate current by 20%.

Characteristic	Symbol	GBU 8005	GBU 801	GBU 802	GBU 804	GBU 806	GBU 808	GBU 810	Unit
Peak Repetitive Reverse Voltage Working Peak Reverse Voltage DC Blocking Voltage	V <sub>RRM</sub> V <sub>RWM</sub> V <sub>R</sub>	50	100	200	400	600	800	1000	V
RMS Reverse Voltage	V <sub>R(RMS)</sub>	35	70	140	280	420	560	700	V
Average Forward Rectified Current (Note 1) @ T <sub>C</sub> = 100°C	I <sub>(AV)</sub>	8.0							A
Non-Repetitive Peak Forward Surge Current 8.3ms single half sine-wave superimposed on rated load	I <sub>FSM</sub>	200							A
Forward Voltage (per element) @ I <sub>F</sub> = 4.0A	V <sub>FM</sub>	1.0							V
Peak Reverse Current @ T <sub>C</sub> = 25°C at Rated DC Blocking Voltage @ T <sub>C</sub> = 125°C	I <sub>R</sub>	5.0 500							μA
I <sup>2</sup> t Rating for Fusing (t < 8.3ms) (Note 2)	I <sup>2</sup> t	166							A <sup>2</sup> s
Typical Total Capacitance per Element (Note 3)	C <sub>T</sub>	130							pF
Typical Thermal Resistance Junction to Case (Note 1)	R <sub>θJC</sub>	2.2							°C/W
Operating and Storage Temperature Range	T <sub>j</sub> , T <sub>STG</sub>	-55 to +150							°C

- Notes:
1. Unit mounted on 50 x 50 x 1.6mm copper plate heatsink.
  2. Non-repetitive, for t > 1.0ms and < 8.3ms.
  3. Per element, measured at 1.0MHz and applied reverse voltage of 4.0V DC.
  4. RoHS revision 13.2.2003. Glass and High Temperature Solder Exemptions Applied, see EU Directive Annex Notes 5 and 7.



## Ordering Information (Note 5)

Device	Packaging	Shipping
GBU8005	GBU	20/Tube
GBU801	GBU	20/Tube
GBU802	GBU	20/Tube
GBU804	GBU	20/Tube
GBU806	GBU	20/Tube
GBU808	GBU	20/Tube
GBU810	GBU	20/Tube

Notes: 5. For packaging details, visit our website at <http://www.diodes.com/datasheets/ap02008.pdf>.

**IMPORTANT NOTICE**

Diodes Incorporated and its subsidiaries reserve the right to make modifications, enhancements, improvements, corrections or other changes without further notice to any product herein. Diodes Incorporated does not assume any liability arising out of the application or use of any product described herein; neither does it convey any license under its patent rights, nor the rights of others. The user of products in such applications shall assume all risks of such use and will agree to hold Diodes Incorporated and all the companies whose products are represented on our website, harmless against all damages.

**LIFE SUPPORT**

Diodes Incorporated products are not authorized for use as critical components in life support devices or systems without the expressed written approval of the President of Diodes Incorporated.

# Mouser Electronics

Authorized Distributor

Click to View Pricing, Inventory, Delivery & Lifecycle Information:

Diodes Incorporated:

[GBU804](#) [GBU810](#) [GBU8005](#) [GBU801](#) [GBU802](#) [GBU806](#) [GBU808](#) [GBU806-01-LS](#) [GBU808-01-LS](#)