



Micro Commercial Components



Micro Commercial Components  
20736 Marilla Street Chatsworth  
CA 91311  
Phone: (818) 701-4933  
Fax: (818) 701-4939

# SK22-L THRU SK220-L

## Features

- Lead Free Finish/Rohs Compliant (Note1) ("P" Suffix designates Compliant. See ordering information)
- Epoxy meets UL 94 V-0 flammability rating
- Moisture Sensitivity Level 1
- Low Forward Voltage
- Halogen free available upon request by adding suffix "-HF"
- High Current Capability
- Extremely Low Thermal Resistance

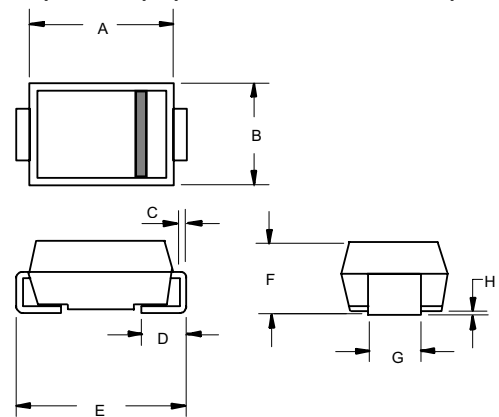
## Maximum Ratings

- Operating Temperature: SK22-L~SK26-L: -55°C to +125°C  
SK28-L~SK220-L: -55°C to +150°C
- Storage Temperature: -55°C to +150°C
- Maximum Thermal Resistance: RthjL-15 °C/W; Rthja-71 °C/W

MCC Catalog Number	Device Marking	Maximum Recurrent Peak Reverse Voltage	Maximum RMS Voltage	Maximum DC Blocking Voltage
SK22-L	SK22	20V	14V	20V
SK23-L	SK23	30V	21V	30V
SK24-L	SK24	40V	28V	40V
SK25-L	SK25	50V	35V	50V
SK26-L	SK26	60V	42V	60V
SK28-L	SK28	80V	56V	80V
SK210-L	SK210	100V	70V	100V
SK2150-L	SK2150	150V	105V	150V
SK220-L	SK220	200V	140V	200V

## 2 Amp Schottky Rectifier 20 to 200 Volts

### DO-214AA (SMB) (LEAD FRAME)

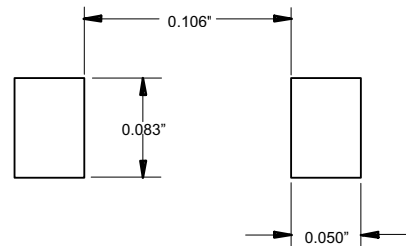


## Electrical Characteristics @ 25°C Unless Otherwise Specified

Average Forward Current	$I_{F(AV)}$	2.0A	$T_L = 105^\circ\text{C}$
Peak Forward Surge Current	$I_{FSM}$	50A	8.3ms, half sine
Maximum Instantaneous Forward Voltage	$V_F$	SK22-SK24 SK25-SK26 SK28-SK210 SK2150-SK220	$I_{FM} = 2.0A$ ; $T_J = 25^\circ\text{C}^*$
		.50V	
		.70V	
		.85V	
Maximum DC Reverse Current At Rated DC Blocking Voltage	$I_R$	SK22-SK24 SK25-SK210 SK2150-SK220	$T_J = 25^\circ\text{C}$
		2.0 mA	
		1.0 mA	
		0.5 mA	
Typical Junction Capacitance	$C_J$	SK22 SK23-SK210 SK2150-SK220	Measured at 1.0MHz, $V_R=4.0V$
		230pF	
		50pF	
		170 pF	

DIM	DIMENSIONS				NOTE
	INCHES		MM		
A	.160	.185	4.06	4.70	
B	.130	.155	3.30	3.94	
C	.006	.012	0.15	0.31	
D	.030	.060	0.76	1.52	
E	.200	.220	5.08	5.59	
F	.079	.096	2.00	2.44	
G	.075	.087	1.91	2.21	
H	.002	.008	0.05	0.203	

### SUGGESTED SOLDER PAD LAYOUT



\*Pulse test: Pulse width 300  $\mu\text{sec}$ , Duty cycle 2%

Note: 1. High Temperature Solder Exemptions Applied, see EU Directive Annex 7.

[www.mccsemi.com](http://www.mccsemi.com)

# SK22-L thru SK210-L

## Rating and Characteristic Curves

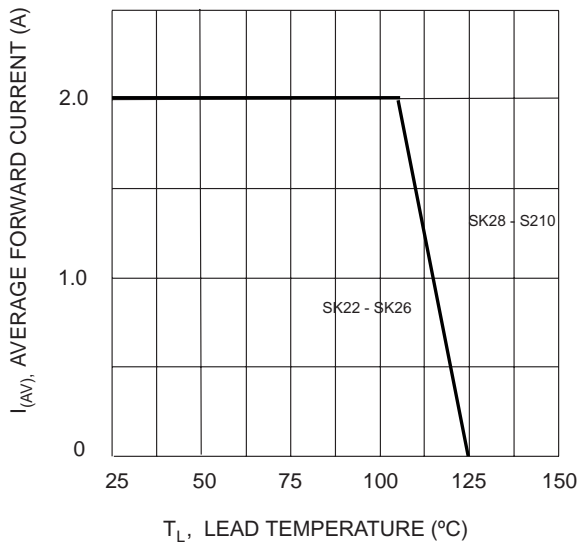


Fig. 1 Forward Current Derating Curve

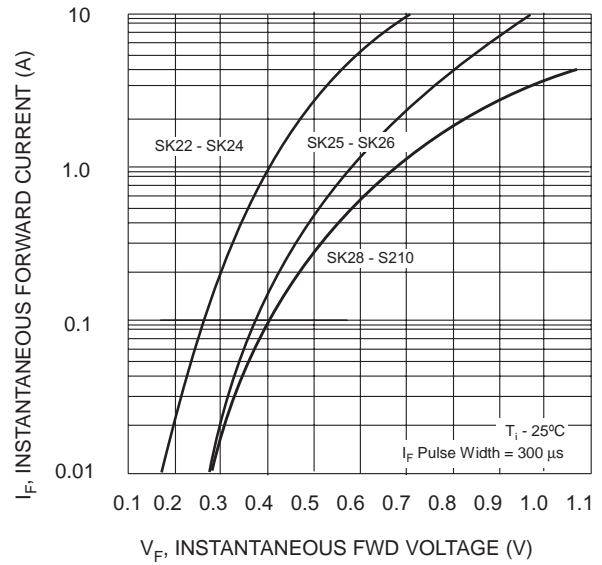


Fig. 2 Typ. Forward Characteristics

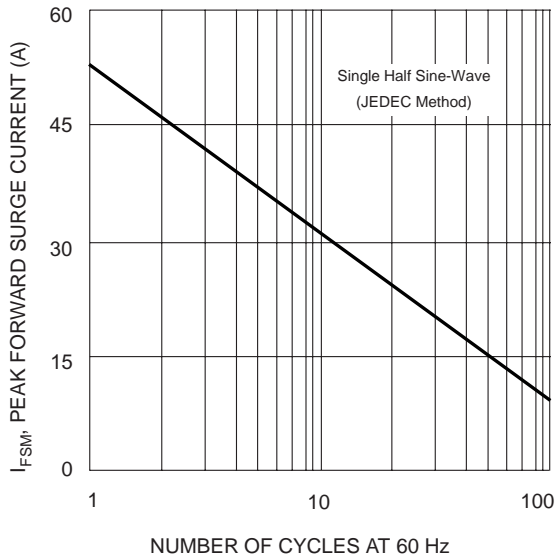


Fig. 3 Max Non-Repetitive Peak Fwd Surge Current

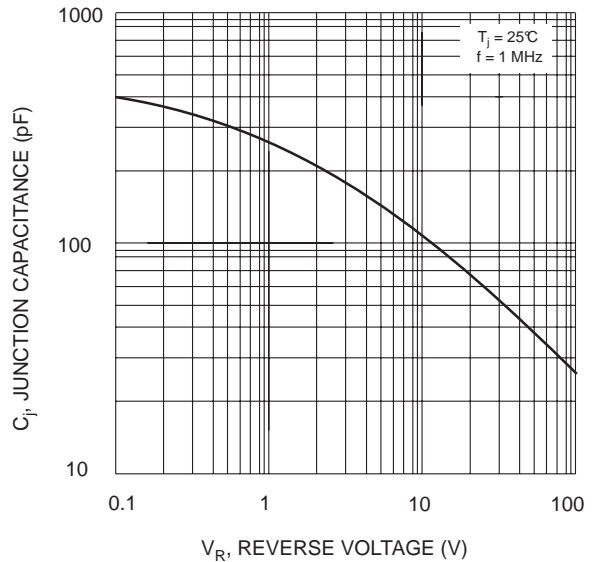


Fig. 4 Typical Junction Capacitance

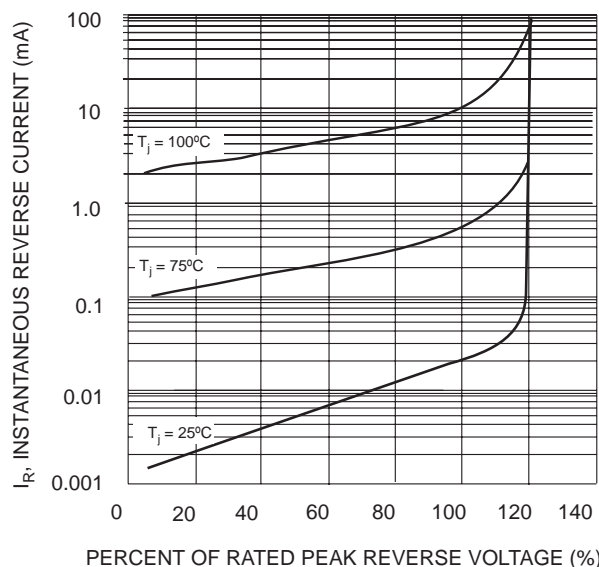


Fig. 5 Typical Reverse Characteristics

# SK2150-L thru SK220-L Rating and Characteristic Curves

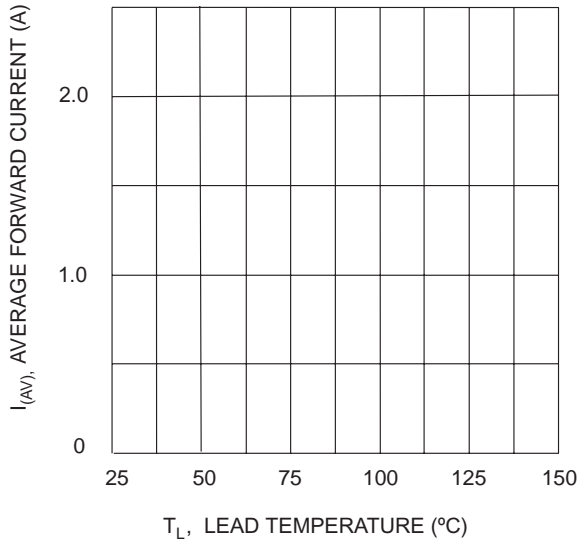


Fig. 6 Forward Current Derating Curve

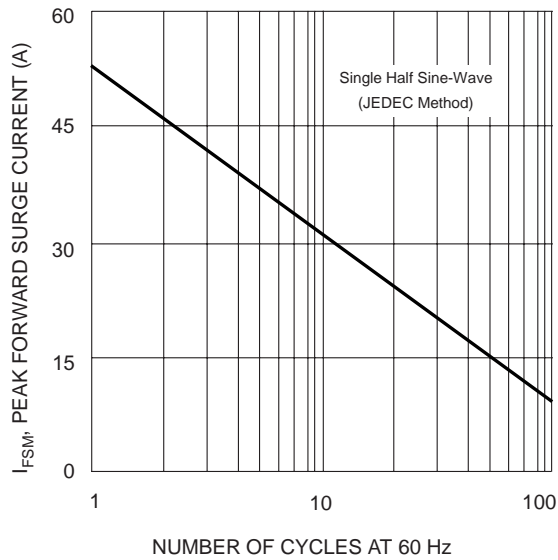


Fig. 8 Max Non-Repetitive Peak Fwd Surge Current

FIG.7-TYPICAL FORWARD CHARACTERISTICS

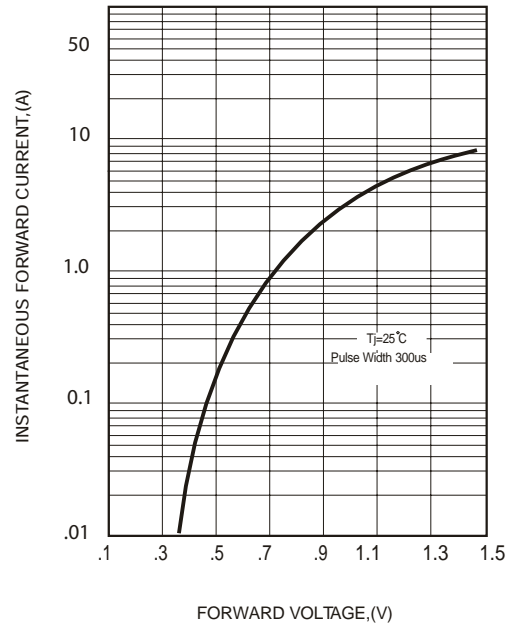


FIG.9 - TYPICAL REVERSE CHARACTERISTICS

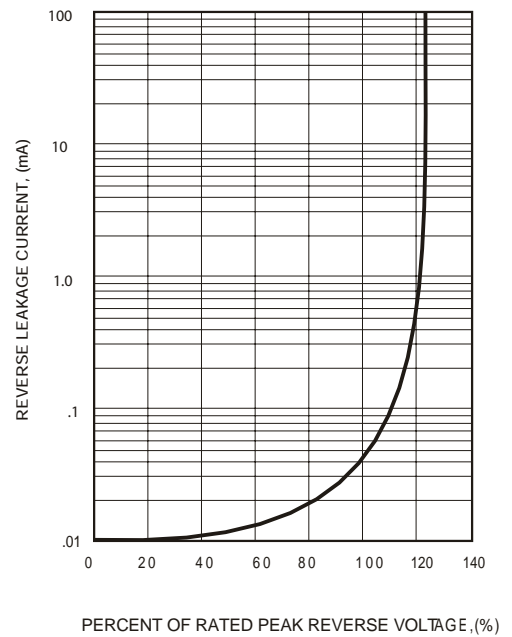
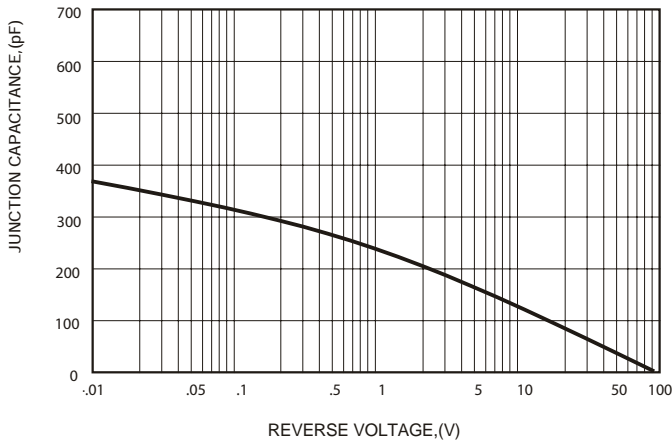


FIG.10-TYPICAL JUNCTION CAPACITANCE





Micro Commercial Components

### Ordering Information :

Device	Packing
SK22-LTP~SK220-LTP	Tape&Reel: 3Kpcs/Reel

Note : Adding "-HF" suffix for halogen free, eg. SK22-LTP-HF~SK220-LTP-HF

#### \*\*\*IMPORTANT NOTICE\*\*\*

**Micro Commercial Components Corp.** reserves the right to make changes without further notice to any product herein to make corrections, modifications , enhancements , improvements , or other changes . **Micro Commercial Components Corp .** does not assume any liability arising out of the application or use of any product described herein; neither does it convey any license under its patent rights ,nor the rights of others . The user of products in such applications shall assume all risks of such use and will agree to hold **Micro Commercial Components Corp .** and all the companies whose products are represented on our website, harmless against all damages.

#### \*\*\*LIFE SUPPORT\*\*\*

MCC's products are not authorized for use as critical components in life support devices or systems without the express written approval of Micro Commercial Components Corporation.

#### \*\*\*CUSTOMER AWARENESS\*\*\*

Counterfeiting of semiconductor parts is a growing problem in the industry. Micro Commercial Components (MCC) is taking strong measures to protect ourselves and our customers from the proliferation of counterfeit parts. MCC strongly encourages customers to purchase MCC parts either directly from MCC or from Authorized MCC Distributors who are listed by country on our web page cited below. Products customers buy either from MCC directly or from Authorized MCC Distributors are genuine parts, have full traceability, meet MCC's quality standards for handling and storage. **MCC will not provide any warranty coverage or other assistance for parts bought from Unauthorized Sources.** MCC is committed to combat this global problem and encourage our customers to do their part in stopping this practice by buying direct or from authorized distributors.