



## Features

- Maximum height of 6.7 mm
- Current up to 8 A
- RoHS compliant\*

## Applications

- Input/output of DC/DC converters
- Power supplies for:
  - Portable communication equipment
  - Camcorders
  - LCD TVs

# SRU1063 Series - Shielded SMD Power Inductors

## Electrical Specifications

Bourns Part Number	Inductance @ 100 KHz		Q Ref.	Test Freq. (MHz)	SRF Typ. (MHz)	RDC Max. (mΩ)	I rms Max. (A)	I sat Typ. (A)	**K-Factor
	L (μH)	Tol. (%)							
SRU1063-1R6Y	1.6	±30	13	7.96	65	9	8.00	10.00	133
SRU1063-2R2Y	2.2	±30	10	7.96	65	11	7.50	8.50	95
SRU1063-4R7Y	4.7	±30	11	7.96	30	14	5.50	5.70	68
SRU1063-100Y	10	±30	14	2.52	18	38	3.80	4.00	49
SRU1063-150Y	15	±30	12	2.52	14	42	3.20	3.40	41
SRU1063-220Y	22	±30	15	2.52	10	60	3.00	3.20	33
SRU1063-330Y	33	±30	12	2.52	8	105	2.20	2.40	26
SRU1063-470Y	47	±30	10	2.52	6	150	1.40	1.60	22
SRU1063-680Y	68	±30	8	2.52	5	210	1.20	1.35	20
SRU1063-101Y	100	±30	12	2.52	4	320	1.10	1.20	15

\*\*K-Factor: To calculate core flux density,  $B_p$ -p (gauss) =  $K \times L(\mu H) \times \Delta I$  (peak-to-peak ripple current, A), determine core loss from *Core Loss vs. Flux Density* plot.

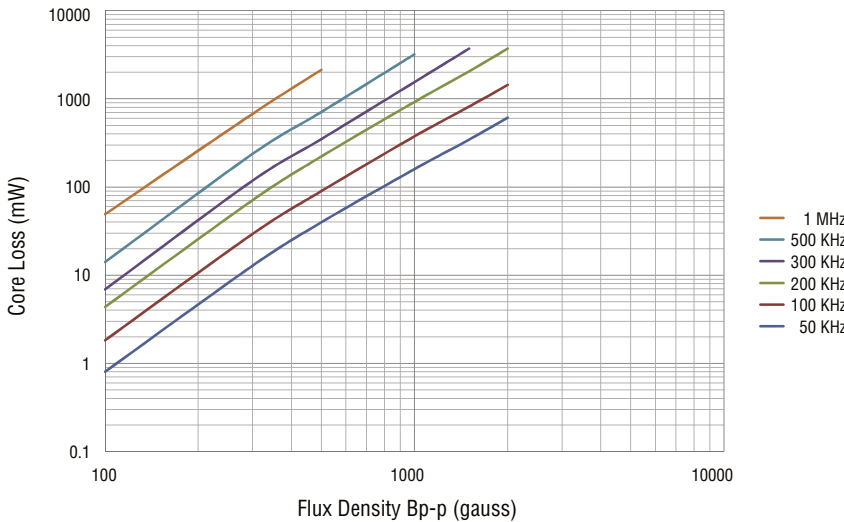
## General Specifications

Test Voltage.....0.1 V  
 Reflow Soldering..... 230 °C, 50 sec. max.  
 Operating Temp..... -40 °C to +125 °C  
 (Temperature rise included)  
 Storage Temperature .. -40 °C to +125 °C  
 Resistance to Soldering Heat  
 .....+260 °C for 10 sec.  
 Moisture Sensitivity Level ..... 1  
 ESD Classification (HBM)..... N/A

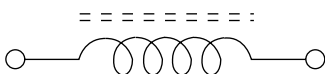
## Materials

Core.....Ferrite DR and RI core  
 Wire .....Enameled copper  
 Terminal.....Ag/Ni/Sn  
 Rated Current...Ind. drop 35 % typ. at Isat  
 Temp. Rise .....40 °C max. at rated I rms  
 Packaging ..... 500 pcs. per reel

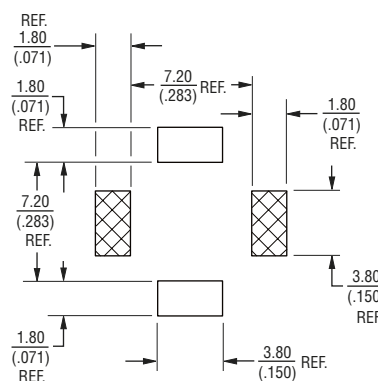
## Core Loss vs. Flux Density



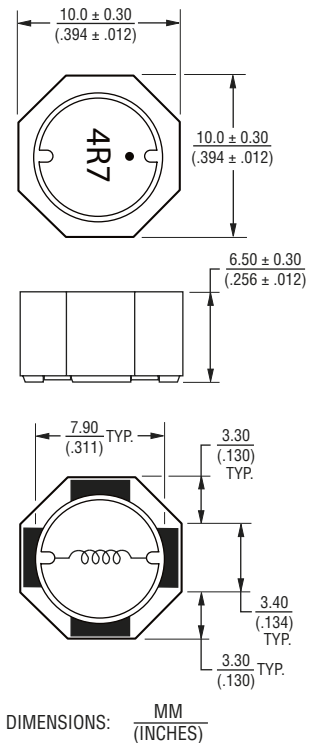
## Electrical Schematic



## Recommended Layout



## Product Dimensions



\* RoHS Directive 2002/95/EC Jan. 27, 2003 including annex and RoHS Recast 2011/65/EU June 8, 2011.

Specifications are subject to change without notice. Users should verify actual device performance in their specific applications. The products described herein and this document are subject to specific legal disclaimers as set forth on the last page of this document, and at [www.bourns.com/docs/legal/disclaimer.pdf](http://www.bourns.com/docs/legal/disclaimer.pdf)



**WARNING Cancer and Reproductive Harm**  
[www.P65Warnings.ca.gov](http://www.P65Warnings.ca.gov)