

About Samsung Electronics Co., Ltd.

Samsung Electronics Co. Ltd inspires the world and shapes the future with transformative ideas and technologies. The company is redefining the worlds of TVs, smartphones, wearable devices, tablets, digital appliances, network systems, and semiconductor and LED solutions. For the latest news, please visit the Samsung Newsroom at <http://news.samsung.com>.

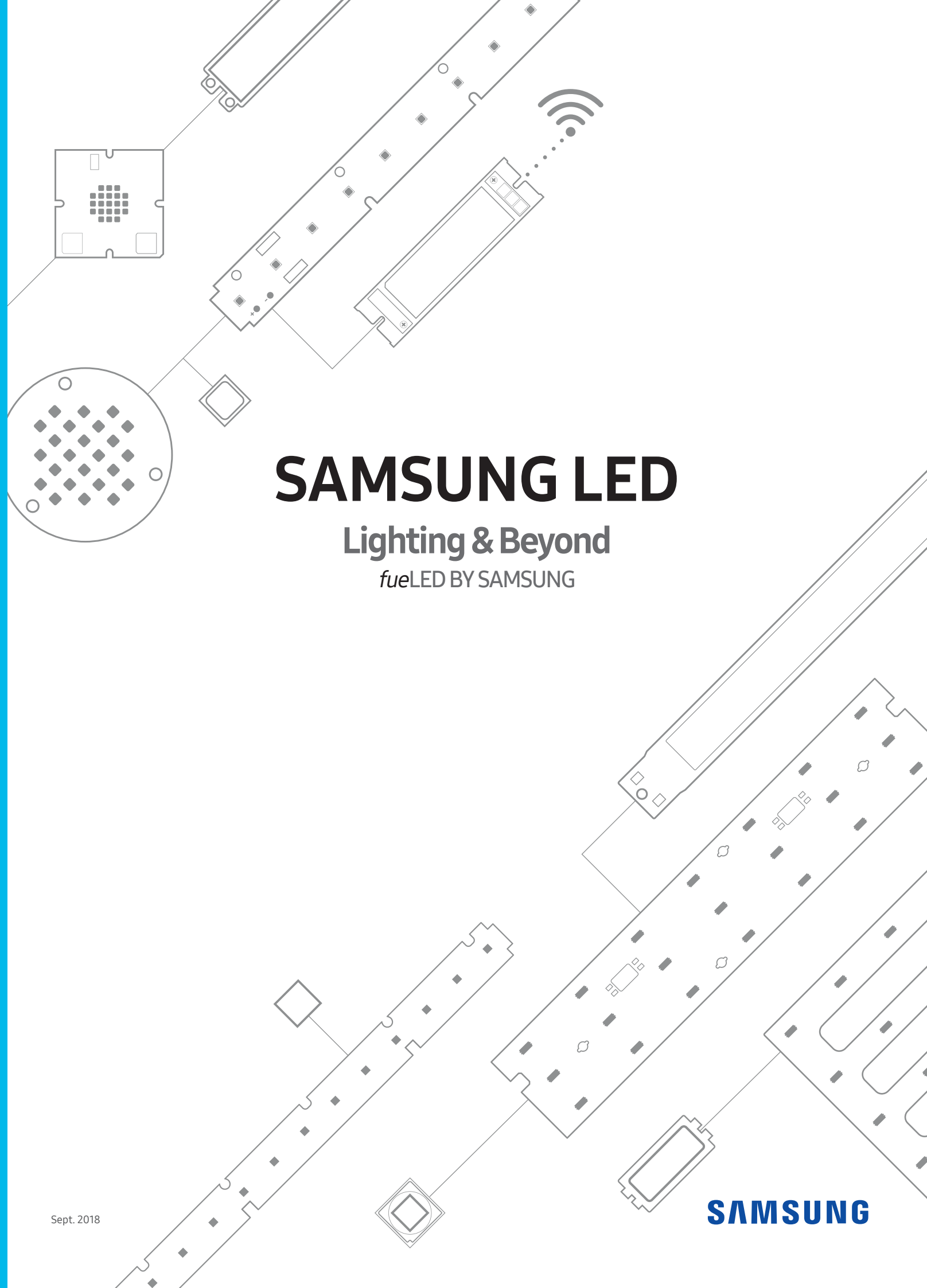
Copyright © 2017 Samsung Electronics Co., Ltd. All rights reserved.
Samsung Electronics reserves the right to modify, at its sole discretion, the design, packaging, specifications, and features shown herein without notice at any time.

Samsung Electronics Co., Ltd.
Samsung-ro 1, Giheung-gu, Yongin-si,
Gyeonggi-do, 17113 Korea

www.samsungled.com

SAMSUNG LED

Lighting & Beyond
fueLED BY SAMSUNG



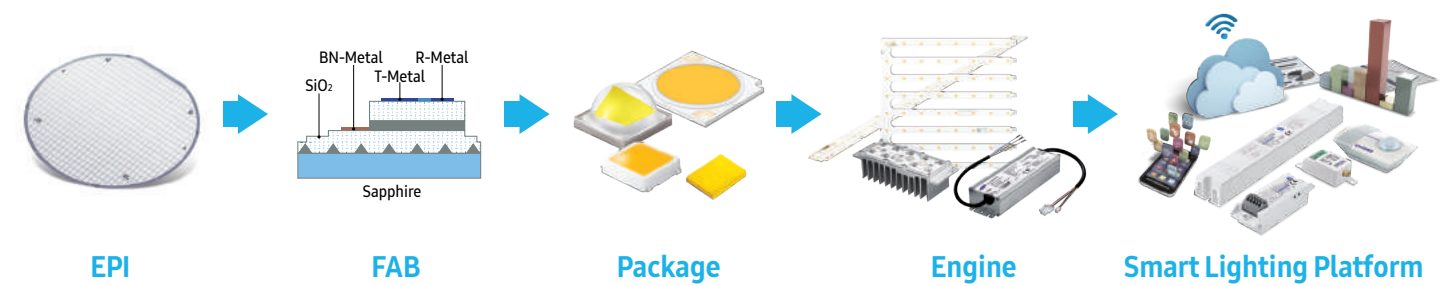
Overview & Technology

Samsung Electronics Co., Ltd. is a global leader in consumer electronics and the core components that go into them.



Samsung aspires to create new technologies and innovative products that inspire the world, while delivering new value to enhance the lives of customers, partners and employees.

Vertically Integrated Solution Provider



Samsung Electronics



1969
Company
Founded



Vision 2020
Inspire the world,
create the future



308,745+
Employees
in 79 Countries

Innovation & Market Leadership



7
Design Centers



34
R&D Centers



6th
Best Global Brand 2017

Reliable, on-time delivery without delays



Life and LED Business Solution Partner

LED technology has started a new era of innovation and game-changing trends affecting diverse applications and lighting industries.

In particular, as countries around the world strengthen energy conservation programs and push for related legislation enforcement,

demand for energy-efficient lighting is on the rise at a rapid pace.

Samsung's LED Business aims to achieve excellence as a long life,

energy saving and eco-friendly light source supplier in lighting applications.

Samsung's advanced semiconductor manufacturing expertise serves as a strong foundation to deliver state-of-the-art LED devices.

CONTENTS

Component

- 09 CSP LEDs
- 15 Mid Power LEDs
- 34 Filament LEDs
- 36 High Power LEDs
- 42 COB LEDs



Module

- 74 Indoor Linear Light
- 86 Industrial Light
- 90 Indoor Area Light
- 92 Down & Spot Light
- 96 Outdoor Light





Driver

- 100 White Tunable Light
- 102 Ambient Light
- 103 Industrial Light
- 104 Down & Spot Light
- 105 Outdoor Light





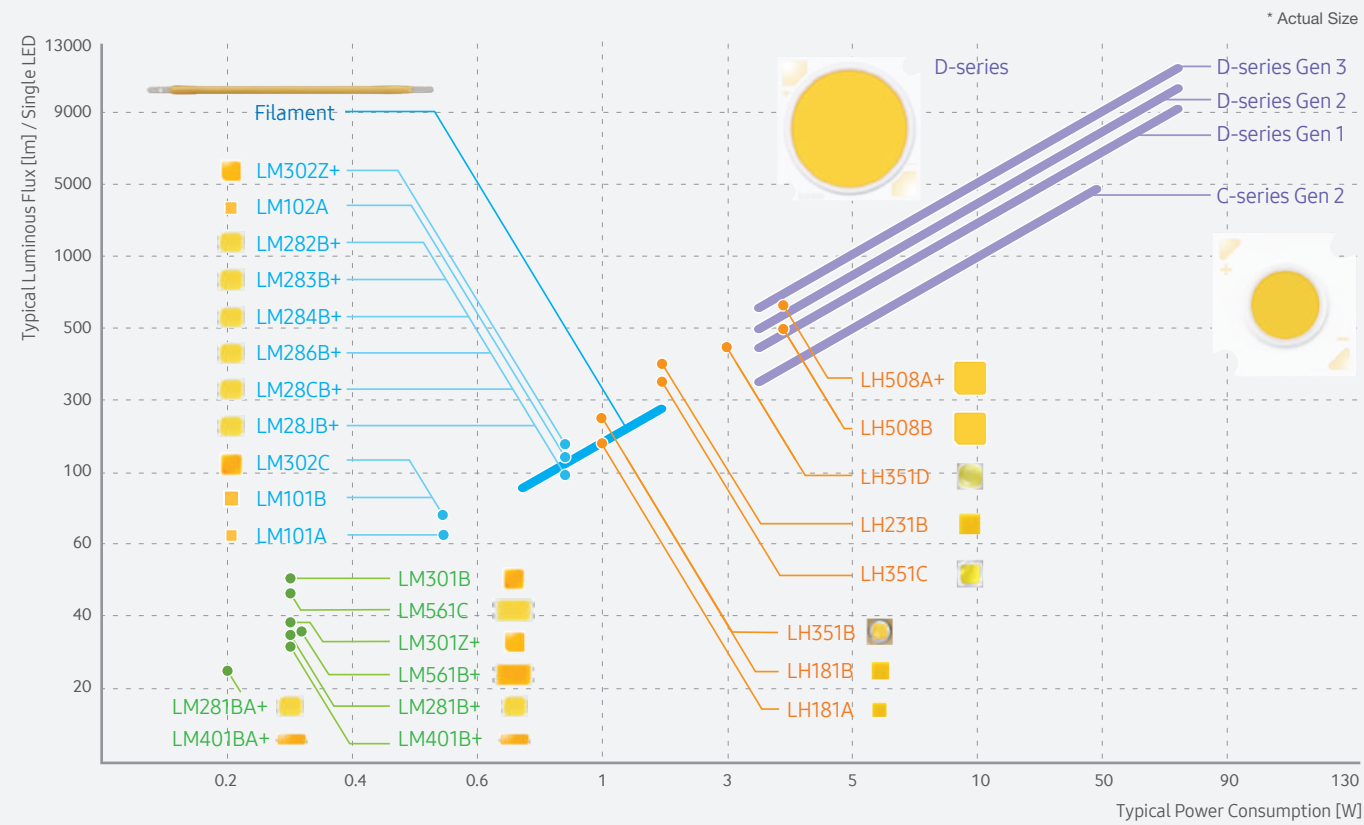
Component



- CSP LEDs
- Mid Power LEDs
- Filament LEDs
- High Power LEDs
- COB LEDs

Samsung LED





Mid Power LED (0.3W)

- High efficacy
- Replacement for fluorescent lamps
- LED Tube, Ambient Light

Filament LED

- Aesthetic appearance
- Large freedom in bulb design
- Decorative and general lighting bulbs

Chip-on-Board LEDs

- Chip on Board solution
- Outstanding color rendering & consistency
- MR/PAR, Spotlight, High Bay & Low Bay Light

Mid Power LED (~1W)

- High flux & better lm/\$
- Replacement for incandescent lamps
- Retrofit Bulb, MR/PAR, Downlight

High Power LED

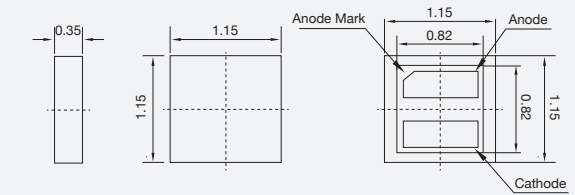
- Ultra high flux
- Provides excellent color consistency
- Spotlight, Street Light

LM101A



Compact form factor for design flexibility


- 0.5W class mid power 3V LED
- Compact footprint: 1.18mm x 1.18mm



CRI	CCT (K)	Part Number	Luminous Flux (lm)		
			Bin	Min.	Max.
70+	3000	SCP7VT78HPL1V☆S06E	SD	55	59
			SE	59	63
			SF	63	67
	3500	SCP7UT78HPL1U☆S06E	SD	55	59
			SE	59	63
			SF	63	67
	4000	SCP7TT78HPL1T☆S06E	SE	59	63
			SF	63	67
			SG	67	71
	5000	SCP7RT78HPL1R☆S06E	SE	59	63
			SF	63	67
			SG	67	71
	5700	SCP7QT78HPL1Q☆S06E	SE	59	63
			SF	63	67
			SG	67	71
	6500	SCP7PT78HPL1P☆S06E	SE	59	63
			SF	63	67
			SG	67	71
80+	2700	SCP8WT78HPL1W☆S06E	SC	51	55
			SD	55	59
			SC	51	55
	3000	SCP8VT78HPL1V☆S06E	SD	55	59
			SE	59	63
			SC	51	55
	3500	SCP8UT78HPL1U☆S06E	SD	55	59
			SE	59	63
			SD	55	59
	4000	SCP8TT78HPL1T☆S06E	SE	59	63
			SF	63	67
			SD	55	59
	5000	SCP8RT78HPL1R☆S06E	SE	59	63
			SF	63	67
			SC	51	55
	5700	SCP8QT78HPL1Q☆S06E	SD	55	59
			SE	59	63
			SC	51	55
6500	SCP8PT78HPL1P☆S06E	SD	55	59	
		SE	59	63	
		SY	35	39	
90+	2700	SCP9WT78HPL1W☆S06E	SZ	39	43
			SA	43	47
			SY	35	39
	3000	SCP9VT78HPL1V☆S06E	SZ	39	43
			SA	43	47
			SZ	39	43
	3500	SCP9UT78HPL1U☆S06E	SA	43	47
			SB	47	51

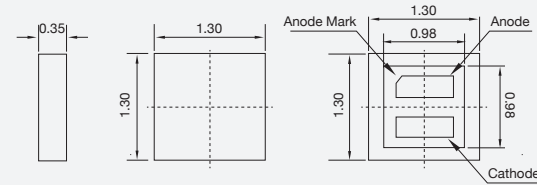
Note: "☆" can be "L" (MacAdam 5-step), "U" (MacAdam 3-step)

LM102A



Compact form factor for design flexibility

- 1W class mid power 6V LED
- Compact footprint: 1.34mm × 1.34mm




[150mA, 85°C]

CRI	CCT (K)	Part Number	Luminous Flux (lm)		
			Bin	Min.	Max.
70+	3000	SCS7VT93HPL2V☆S03F	SD	103	111
			SE	111	119
	3500	SCS7UT93HPL2U☆S03F	SD	103	111
			SE	111	119
	4000	SCS7TT93HPL2T☆S03F	SE	111	119
			SF	119	127
	5000	SCS7RT93HPL2R☆S03F	SE	111	119
			SF	119	127
	5700	SCS7QT93HPL2Q☆S03F	SE	111	119
			SF	119	127
	6500	SCS7PT93HPL2P☆S03F	SE	111	119
			SF	119	127
80+	2700	SCS8WT93HPL2W☆S03F	SC	95	103
			SD	103	111
	3000	SCS8VT93HPL2V☆S03F	SC	95	103
			SD	103	111
	3500	SCS8UT93HPL2U☆S03F	SD	103	111
			SE	111	119
	4000	SCS8TT93HPL2T☆S03F	SD	103	111
			SE	111	119
	5000	SCS8RT93HPL2R☆S03F	SE	111	119
			SF	119	127
	5700	SCS8QT93HPL2Q☆S03F	SD	103	111
			SE	111	119
6500	SCS8PT93HPL2P☆S03F	SD	103	111	
		SE	111	119	
90+	2700	SCS9WT93HPL2W☆S03F	SA	79	87
			SB	87	95
	3000	SCS9VT93HPL2V☆S03F	SA	79	87
			SB	87	95
	3500	SCS9UT93HPL2U☆S03F	SA	79	87
			SB	87	95

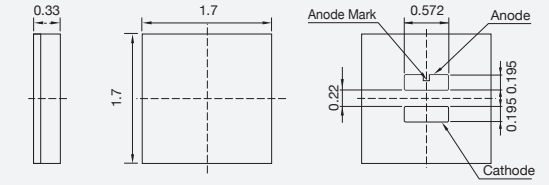
Note: "☆" can be "L" (MacAdam 5-step), "U" (MacAdam 3-step)

LM101B



Compact form factor for design flexibility

- 0.5W class mid power 3V LED
- Compact footprint: 1.70mm × 1.70mm



[150mA, 85°C]

CRI	CCT (K)	Part Number	Luminous Flux (lm)		
			Bin	Min.	Max.
70+	2700	SCP7WT78HEL1W☆S06E	SE	59	63
			SF	63	67
	3000	SCP7VT78HEL1V☆S06E	SF	63	67
			SG	67	71
	3500	SCP7UT78HEL1U☆S06E	SF	63	67
			SG	67	71
	4000	SCP7TT78HEL1T☆S06E	SG	67	71
			SH	71	75
	5000	SCP7RT78HEL1R☆S06E	SG	67	71
			SH	71	75
	5700	SCP7QT78HEL1Q☆S06E	SF	63	67
			SG	67	71
6500	SCP7PT78HEL1P☆S06E	SF	63	67	
		SG	67	71	
80+	2700	SCP8WT78HEL1W☆S06E	SD	55	59
			SE	59	63
	3000	SCP8VT78HEL1V☆S06E	SE	59	63
			SF	63	67
	3500	SCP8UT78HEL1U☆S06E	SE	59	63
			SF	63	67
	4000	SCP8TT78HEL1T☆S06E	SF	63	67
			SG	67	71
	5000	SCP8RT78HEL1R☆S06E	SF	63	67
			SG	67	71
	5700	SCP8QT78HEL1Q☆S06E	SE	59	63
			SF	63	67
6500	SCP8PT78HEL1P☆S06E	SE	59	63	
		SF	63	67	
90+	2700	SCP9WT78HEL1W☆S06E	SA	43	47
			SB	47	51
	3000	SCP9VT78HEL1V☆S06E	SA	43	47
			SB	47	51
	3500	SCP9UT78HEL1U☆S06E	SB	47	51
			SC	51	55
4000	SCP9TT78HEL1T☆S06E	SB	47	51	
		SC	51	55	
5000	SCP9RT78HEL1R☆S06E	SB	47	51	
		SC	51	55	

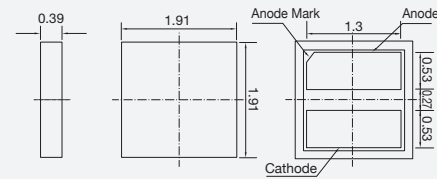
Note: "☆" can be "L" (MacAdam 5-step), "U" (MacAdam 3-step)

LH181A



Compact form factor for design flexibility

- 3W class high power CSP
- High performance and superior lm/\$
- Compact footprint: 1.9mm x 1.9mm



[350mA, 85°C]

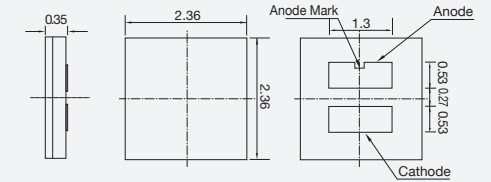
CRI	CCT (K)	Part Number	Luminous Flux (lm)		
			Bin	Min.	Max.
70+	2700	SCP7WTF1HPLAW0J34E	J1, K1, M1	120	150
	3000	SCP7VTF1HPLAV0K34E	K1, M1, N1	130	160
	3500	SCP7UTF1HPLAU0K34E	K1, M1, N1	130	160
	4000	SCP7TTF1HPLAT0M34E	M1, N1, P1	140	170
	5000	SCP7RTF1HPLARTM34E	M1, N1, P1	140	170
	5700	SCP7QTF1HPLAQM34E	M1, N1, P1	140	170
	6500	SCP7PTF1HPLAPTM34E	M1, N1, P1	140	170
80+	2700	SCP8WTF1HPLAW0J34E	J1, K1, M1	120	150
	3000	SCP8VTF1HPLAV0K34E	K1, M1, N1	130	160
	3500	SCP8UTF1HPLAU0K34E	K1, M1, N1	130	160
	4000	SCP8TTF1HPLAT0K34E	K1, M1, N1	130	160
	5000	SCP8RTF1HPLARTK34E	K1, M1, N1	130	160
	5700	SCP8QTF1HPLAQT34E	K1, M1, N1	130	160
	6500	SCP8PTF1HPLAPTK34E	K1, M1, N1	130	160
90+	3000	SCP9VTF1HPLAV0G34E	G1, H1, J1	100	130
	4000	SCP9TTF1HPLAT0G34E	G1, H1, J1	100	130

LH181B



Compact form factor for design flexibility

- 3W class high power CSP
- Higher performance by applying new structure
- Compact footprint: 2.36mm x 2.36mm




[350mA, 85°C]

CRI	CCT (K)	Part Number	Luminous Flux (lm)		
			Bin	Min.	Max.
70+	2700	SCP7WTF1HEL1W◇M34E	M1, N1, P1	140	170
	3000	SCP7VTF1HEL1V◇N34E	N1, P1, Q1	150	180
	3500	SCP7UTF1HEL1U◇N34E	N1, P1, Q1	150	180
	4000	SCP7TTF1HEL1T◇P34E	P1, Q1, R1	160	190
	5000	SCP7RTF1HEL1R◇P34E	P1, Q1, R1	160	190
	5700	SCP7QTF1HEL1Q◇P34E	P1, Q1, R1	160	190
	6500	SCP7PTF1HEL1P◇N34E	N1, P1, Q1	150	180
80+	2700	SCP8WTF1HEL1W◇K34E	K1, M1, N1	130	160
	3000	SCP8VTF1HEL1V◇K34E	K1, M1, N1	130	160
	3500	SCP8UTF1HEL1U◇M34E	M1, N1, P1	140	170
	4000	SCP8TTF1HEL1T◇M34E	M1, N1, P1	140	170
	5000	SCP8RTF1HEL1R◇N34E	N1, P1, Q1	150	180
	5700	SCP8QTF1HEL1Q◇N34E	N1, P1, Q1	150	180
	6500	SCP8PTF1HEL1P◇M34E	M1, N1, P1	140	170
90+	2700	SCP9WTF1HEL1W◇G34E	G1, H1, J1	100	130
	3000	SCP9VTF1HEL1V◇G34E	G1, H1, J1	100	130
	3500	SCP9UTF1HEL1U◇H34E	H1, J1, K1	110	140
	4000	SCP9TTF1HEL1T◇H34E	H1, J1, K1	110	140
	5000	SCP9RTF1HEL1R◇H34E	H1, J1, K1	110	140

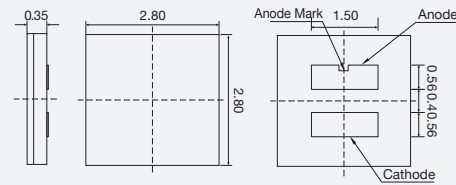
* "◇" can be "K" (MacAdam 5-step ellipse bin), "U" (MacAdam 3-step ellipse bin) of the color binning

LH231B



Compact form factor for design flexibility

- 5W class super high power CSP
- Suitable for highbay lighting, stadium lighting
- Compact footprint: 2.80mm x 2.80mm



[700mA, 85°C]

CRI	CCT (K)	Part Number	Luminous Flux (lm)		
			Bin	Min.	Max.
70+	2700	SCP7WTJ5HEL1W☆MF6E	MB, NB, PB	250	310
	3000	SCP7VTJ5HEL1V☆NF6E	NB, PB, QB	270	330
	3500	SCP7UTJ5HEL1U☆PF6E	PB, QB, RB	290	350
	4000	SCP7TTJ5HEL1T☆QF6E	QB, RB, SB	310	370
	5000	SCP7RTJ5HEL1R☆QF6E	QB, RB, SB	310	370
	5700	SCP7QTJ5HEL1Q☆QF6E	QB, RB, SB	310	370
	6500	SCP7PTJ5HEL1P☆PF6E	PB, QB, RB	290	350
80+	2700	SCP8WTJ5HEL1W☆MF6E	MB, NB, PB	250	310
	3000	SCP8VTJ5HEL1V☆MF6E	MB, NB, PB	250	310
	3500	SCP8UTJ5HEL1U☆NF6E	NB, PB, QB	270	330
	4000	SCP8TTJ5HEL1T☆NF6E	NB, PB, QB	270	330
	5000	SCP8RTJ5HEL1R☆PF6E	PB, QB, RB	290	350
	5700	SCP8QTJ5HEL1Q☆NF6E	NB, PB, QB	270	330
	6500	SCP8PTJ5HEL1P☆NF6E	NB, PB, QB	270	330
90+	2700	SCP9WTJ5HEL1W☆HF6E	HB, JB, KB	190	250
	3000	SCP9VTJ5HEL1V☆HF6E	HB, JB, KB	190	250
	3500	SCP9UTJ5HEL1U☆JF6E	JB, KB, MB	210	270
	4000	SCP9TTJ5HEL1T☆JF6E	JB, KB, MB	210	270

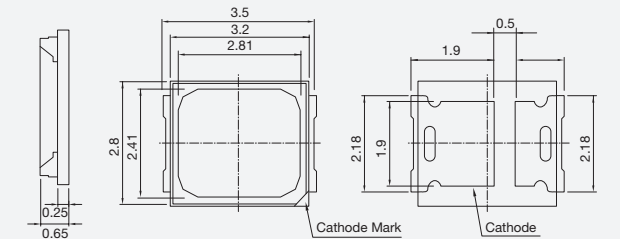
* "☆" can be "L" (MacAdam 5-step ellipse bin), "U" (MacAdam 3-step ellipse bin) of the color binning

LM281BA Plus



Designed for better lm/\$

- 0.2W class mid power 3V LED
- Suitable for ambient lights, downlights & lamps
- Standard footprint: 2.8mm x 3.5mm



[60mA, 25°C]

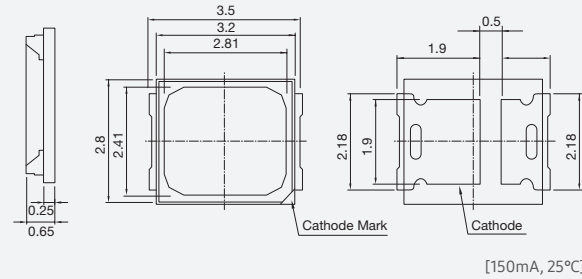
CRI	CCT (K)	Part Number	Luminous Flux (lm)		
			Bin	Min.	Max.
80+	2700	SPMWH22286D5WAW0S2	S2	21.0	23.0
		SPMWH22286D5WAW0S3	S3	23.0	25.0
	3000	SPMWH22286D5WAV0S2	S2	21.5	23.5
		SPMWH22286D5WAV0S3	S3	23.5	25.5
	3500	SPMWH22286D5WAW0S2	S2	22.5	24.5
		SPMWH22286D5WAW0S3	S3	24.5	26.5
	4000	SPMWH22286D5WAT0S2	S2	23.0	25.0
		SPMWH22286D5WAT0S3	S3	25.0	27.0
	5000	SPMWH22286D5WAR0S2	S2	23.5	25.5
		SPMWH22286D5WAR0S3	S3	25.5	27.5
	5700	SPMWH22286D5WAQ0S2	S2	23.5	25.5
		SPMWH22286D5WAQ0S3	S3	25.5	27.5
	6500	SPMWH22286D5WAP0S2	S2	23.0	25.0
		SPMWH22286D5WAP0S3	S3	25.0	27.0
90+	2700	SPMWH22286D7WAW0S2	S2	18.0	19.5
		SPMWH22286D7WAW0S3	S3	19.5	21.0
	3000	SPMWH22286D7WAV0S2	S2	18.5	20.0
		SPMWH22286D7WAV0S3	S3	20.0	21.5
	3500	SPMWH22286D7WAW0S2	S2	19.0	21.5
		SPMWH22286D7WAW0S3	S3	21.5	23.0
	4000	SPMWH22286D7WAT0S2	S2	19.5	21.0
		SPMWH22286D7WAT0S3	S3	21.0	22.5
	5000	SPMWH22286D7WAR0S2	S2	20.0	21.5
		SPMWH22286D7WAR0S3	S3	21.5	23.0
	5700	SPMWH22286D7WAQ0S2	S2	20.0	21.5
		SPMWH22286D7WAQ0S3	S3	21.5	23.0
	6500	SPMWH22286D7WAP0S2	S2	19.5	21.0
		SPMWH22286D7WAP0S3	S3	21.0	22.5

LM281B Plus



Designed for better lm/\$


- 0.5W class mid power LED
- Suitable for ambient lights, downlights & lamps
- Standard footprint: 2.8mm x 3.5mm



CRI	CCT (K)	Part Number	Luminous Flux (lm)		
			Bin	Min.	Max.
80+	2700	SPMWH1228FD5WAW0SA	SA	52.5	56.5
		SPMWH1228FD5WAW0SC	SC	56.5	60.5
		SPMWH1228FD5WAW0SE	SE	60.5	64.5
		SPMWH1228FD5WAW0SG	SG	64.5	68.5
		SPMWH1228FD5WAW0SJ	SJ	70.5	74.5
	3000	SPMWH1228FD5WAV0SA	SA	54.5	58.5
		SPMWH1228FD5WAV0SC	SC	58.5	62.5
		SPMWH1228FD5WAV0SE	SE	62.5	66.5
		SPMWH1228FD5WAV0SG	SG	66.5	70.5
		SPMWH1228FD5WAV0SJ	SJ	72.5	76.5
	3500	SPMWH1228FD5WAW0SA	SA	55.5	59.5
		SPMWH1228FD5WAW0SC	SC	59.5	63.5
		SPMWH1228FD5WAW0SE	SE	63.5	67.5
	4000	SPMWH1228FD5WAW0SG	SG	67.5	71.5
		SPMWH1228FD5WAW0SJ	SJ	73.5	77.5
		SPMWH1228FD5WAT0SA	SA	58.0	62.0
		SPMWH1228FD5WAT0SC	SC	62.0	66.0
		SPMWH1228FD5WAT0SE	SE	66.0	70.0
		SPMWH1228FD5WAT0SG	SG	70.0	74.0
		SPMWH1228FD5WAT0SJ	SJ	76.0	80.0
		SPMWH1228FD5WAR0SA	SA	59.0	63.0
		SPMWH1228FD5WAR0SC	SC	63.0	67.0
		SPMWH1228FD5WAR0SE	SE	67.0	71.0
		SPMWH1228FD5WAR0SG	SG	71.0	75.0
SPMWH1228FD5WAR0SJ		SJ	77.0	81.0	
5000	SPMWH1228FD5WAQ0SA	SA	58.5	62.5	
	SPMWH1228FD5WAQ0SC	SC	62.5	66.5	
	SPMWH1228FD5WAQ0SE	SE	66.5	70.5	
	SPMWH1228FD5WAQ0SG	SG	70.5	74.5	
	SPMWH1228FD5WAQ0SJ	SJ	76.5	80.5	
5700	SPMWH1228FD5WAP0SA	SA	58.0	62.0	
	SPMWH1228FD5WAP0SC	SC	62.0	66.0	
	SPMWH1228FD5WAP0SE	SE	66.0	70.0	
	SPMWH1228FD5WAP0SG	SG	70.0	74.0	
	SPMWH1228FD5WAP0SJ	SJ	76.0	80.0	

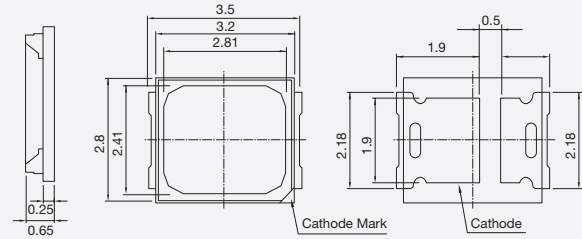
CRI	CCT (K)	Part Number	Luminous Flux (lm)		
			Bin	Min.	Max.
90+	2700	SPMWH1228FD7WAW0SA	SA	43.5	47.0
		SPMWH1228FD7WAW0SC	SC	47.0	50.5
		SPMWH1228FD7WAW0SE	SE	50.5	54.0
		SPMWH1228FD7WAW0SG	SG	54.0	57.5
		SPMWH1228FD7WAW0SJ	SJ	58.5	62.5
	3000	SPMWH1228FD7WAV0SA	SA	48.0	51.5
		SPMWH1228FD7WAV0SC	SC	51.5	55.0
		SPMWH1228FD7WAV0SE	SE	55.0	58.5
		SPMWH1228FD7WAV0SG	SG	58.5	62.0
		SPMWH1228FD7WAV0SJ	SJ	60.5	64.5
	3500	SPMWH1228FD7WAW0SA	SA	47.5	51.0
		SPMWH1228FD7WAW0SC	SC	51.0	54.5
		SPMWH1228FD7WAW0SE	SE	54.5	58.0
		SPMWH1228FD7WAW0SG	SG	58.0	61.5
	4000	SPMWH1228FD7WAW0SJ	SJ	62.0	66.0
		SPMWH1228FD7WAT0SA	SA	49.0	52.5
		SPMWH1228FD7WAT0SC	SC	52.5	56.0
		SPMWH1228FD7WAT0SE	SE	56.0	59.5
		SPMWH1228FD7WAT0SG	SG	59.5	63.0
		SPMWH1228FD7WAT0SJ	SJ	65.3	69.3
		SPMWH1228FD7WAR0SA	SA	50.0	53.5
		SPMWH1228FD7WAR0SC	SC	53.5	57.0
		SPMWH1228FD7WAR0SE	SE	57.0	60.5
		SPMWH1228FD7WAR0SG	SG	60.5	64.0
SPMWH1228FD7WAR0SJ		SJ	65.3	69.3	
5000		SPMWH1228FD7WAQ0SA	SA	50.0	53.5
	SPMWH1228FD7WAQ0SC	SC	53.5	57.0	
	SPMWH1228FD7WAQ0SE	SE	57.0	60.5	
	SPMWH1228FD7WAQ0SG	SG	60.5	64.0	
	SPMWH1228FD7WAQ0SJ	SJ	65.5	69.5	
5700	SPMWH1228FD7WAP0SA	SA	49.0	52.5	
	SPMWH1228FD7WAP0SC	SC	52.5	56.0	
	SPMWH1228FD7WAP0SE	SE	56.0	59.5	
	SPMWH1228FD7WAP0SG	SG	59.5	63.0	
	SPMWH1228FD7WAP0SJ	SJ	65.3	69.3	

LM282B Plus



Designed for better lm/\$

- 1W class mid power 6V LED
- Suitable for downlights, ambient lights & lamps
- Standard footprint: 2.8mm x 3.5mm



[150mA, 25°C]

CRI	CCT (K)	Part Number	Luminous Flux (lm)			
			Bin	Min.	Max.	
80+	2700	SPMWH1221FQ5GBW0SA	SA	103	113	
		SPMWH1221FQ5GBW0SB	SB	113	123	
	3000	SPMWH1221FQ5GBV0SA	SA	107	117	
		SPMWH1221FQ5GBV0SB	SB	117	127	
	3500	SPMWH1221FQ5GBU0SA	SA	109	119	
		SPMWH1221FQ5GBU0SB	SB	119	129	
	4000	SPMWH1221FQ5GBT0SA	SA	113	123	
		SPMWH1221FQ5GBT0SB	SB	123	133	
	5000	SPMWH1221FQ5GBR0SA	SA	115	125	
		SPMWH1221FQ5GBR0SB	SB	125	135	
	5700	SPMWH1221FQ5GBQ0SA	SA	114	124	
		SPMWH1221FQ5GBQ0SB	SB	124	134	
	6500	SPMWH1221FQ5GBP0SA	SA	113	123	
		SPMWH1221FQ5GBP0SB	SB	123	133	
	90+	2700	SPMWH1221FQ7GBW0SA	SA	87	95
			SPMWH1221FQ7GBW0SB	SB	95	103
3000		SPMWH1221FQ7GBV0SA	SA	90	98	
		SPMWH1221FQ7GBV0SB	SB	98	106	
3500		SPMWH1221FQ7GBU0SA	SA	92	100	
		SPMWH1221FQ7GBU0SB	SB	100	108	
4000		SPMWH1221FQ7GBT0SA	SA	95	103	
		SPMWH1221FQ7GBT0SB	SB	103	111	
5000		SPMWH1221FQ7GBR0SA	SA	97	105	
		SPMWH1221FQ7GBR0SB	SB	105	113	
5700		SPMWH1221FQ7GBQ0SA	SA	96	104	
		SPMWH1221FQ7GBQ0SB	SB	104	112	
6500		SPMWH1221FQ7GBP0SA	SA	95	103	
		SPMWH1221FQ7GBP0SB	SB	103	111	

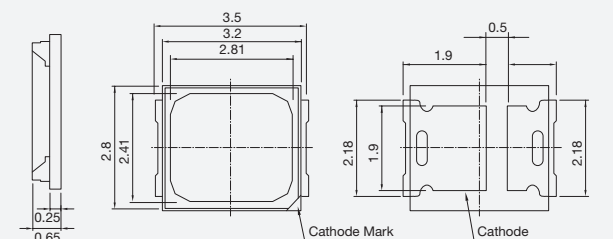
* Color coordinates: Considering the color shift during high temp. operation, provided at hot temp. color shift coordinates.

LM283B Plus



Designed for better lm/\$

- 1W class mid power 9V LED
- Suitable for lamps & downlights
- Standard footprint: 2.8mm x 3.5mm



[100mA, 25°C]

CRI	CCT (K)	Part Number	Luminous Flux (lm)			
			Bin	Min.	Max.	
80+	2700	SPMWH1229AQ5SGW0SA	SA	103	111	
		SPMWH1229AQ5SGW0SB	SB	111	121	
	3000	SPMWH1229AQ5SGV0SA	SA	107	115	
		SPMWH1229AQ5SGV0SB	SB	115	125	
	3500	SPMWH1229AQ5SGU0SA	SA	109	117	
		SPMWH1229AQ5SGU0SB	SB	117	127	
	4000	SPMWH1229AQ5SGT0SA	SA	113	121	
		SPMWH1229AQ5SGT0SB	SB	121	131	
	5000	SPMWH1229AQ5SGR0SA	SA	115	123	
		SPMWH1229AQ5SGR0SB	SB	123	133	
	5700	SPMWH1229AQ5SGQ0SA	SA	114	122	
		SPMWH1229AQ5SGQ0SB	SB	122	132	
	6500	SPMWH1229AQ5SGP0SA	SA	113	121	
		SPMWH1229AQ5SGP0SB	SB	121	131	
	90+	2700	SPMWH1229AQ7SGW0SA	SA	88	94
			SPMWH1229AQ7SGW0SB	SB	94	104
3000		SPMWH1229AQ7SGV0SA	SA	91	98	
		SPMWH1229AQ7SGV0SB	SB	98	108	
3500		SPMWH1229AQ7SGU0SA	SA	93	100	
		SPMWH1229AQ7SGU0SB	SB	100	110	
4000		SPMWH1229AQ7SGT0SA	SA	96	103	
		SPMWH1229AQ7SGT0SB	SB	103	113	
5000		SPMWH1229AQ7SGR0SA	SA	98	105	
		SPMWH1229AQ7SGR0SB	SB	105	115	
5700		SPMWH1229AQ7SGQ0SA	SA	97	104	
		SPMWH1229AQ7SGQ0SB	SB	104	114	
6500		SPMWH1229AQ7SGP0SA	SA	96	103	
		SPMWH1229AQ7SGP0SB	SB	103	113	

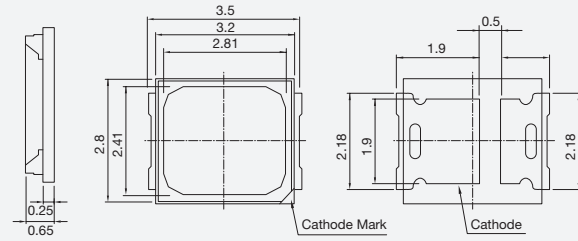
* Color coordinates: Considering the color shift during high temp. operation, provided at hot temp. color shift coordinates.

LM284B Plus



Designed for better lm/\$

- 1W class mid power 12V LED
- Suitable for lamps & downlights
- Standard footprint: 2.8mm x 3.5mm




[75mA, 25°C]

CRI	CCT (K)	Part Number	Luminous Flux (lm)		
			Bin	Min.	Max.
80+	2700	SPMWH122C7Q5SHW0SB	SB	108	118
	3000	SPMWH122C7Q5SHV0SB	SB	110	120
	3500	SPMWH122C7Q5SHU0SB	SB	113	123
	4000	SPMWH122C7Q5SHT0SB	SB	115	125
	5000	SPMWH122C7Q5SHR0SB	SB	120	130
	5700	SPMWH122C7Q5SHQ0SB	SB	118	128
	6500	SPMWH122C7Q5SHP0SB	SB	115	125

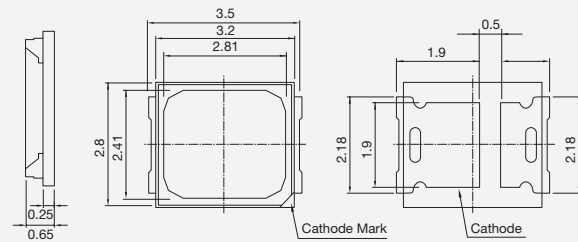
* Color coordinates: Considering the color shift during high temp. operation, provided at hot temp. color shift coordinates.

LM286B Plus



Designed for better lm/\$

- 1W class mid power 18V LED
- Suitable for lamps & downlights
- Standard footprint: 2.8mm x 3.5mm



[50mA, 25°C]

CRI	CCT (K)	Part Number	Luminous Flux (lm)		
			Bin	Min.	Max.
80+	2700	SPMWH12245Q5W8W0SA	SA	95	105
		SPMWH12245Q5W8W0SB	SB	120	130
	3000	SPMWH12245Q5W8V0SA	SA	98	108
		SPMWH12245Q5W8V0SB	SB	123	133
	3500	SPMWH12245Q5W8U0SA	SA	102	112
		SPMWH12245Q5W8U0SB	SB	127	137
	4000	SPMWH12245Q5W8T0SA	SA	106	116
		SPMWH12245Q5W8T0SB	SB	131	141
		SPMWH12245Q5W8R0SA	SA	109	119
		SPMWH12245Q5W8R0SB	SB	134	144
	5700	SPMWH12245Q5W8Q0SA	SA	107	117
		SPMWH12245Q5W8Q0SB	SB	132	142
	6500	SPMWH12245Q5W8Q0SA	SA	106	116
		SPMWH12245Q5W8Q0SB	SB	130	140
90+	2700	SPMWH12245Q7W8W0SA	SA	80	90
	3000	SPMWH12245Q7W8V0SA	SA	83	93
	3500	SPMWH12245Q7W8U0SA	SA	86	96
	4000	SPMWH12245Q7W8T0SA	SA	90	100
	5000	SPMWH12245Q7W8R0SA	SA	92	102
	5700	SPMWH12245Q7W8Q0SA	SA	91	101
	6500	SPMWH12245Q7W8Q0SA	SA	90	100

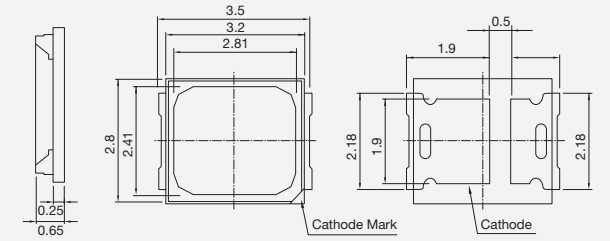
*Color coordinates: Considering the color shift during high temp. operation, provided at hot temp. color shift coordinates.

LM28CB Plus



Designed for better lm/\$

- 1W class mid power 36V LED
- Suitable for lamps
- Standard footprint: 2.8mm x 3.5mm



[30mA, 25°C]

CRI	CCT (K)	Part Number	Luminous Flux (lm)		
			Bin	Min.	Max.
80+	2700	SPMWH12253Q5SGW0SA	SA	125	135
	3000	SPMWH12253Q5SGV0SA	SA	128	138
	3500	SPMWH12253Q5SGU0SA	SA	132	142
	4000	SPMWH12253Q5SGT0SA	SA	136	146
	5000	SPMWH12253Q5SGR0SA	SA	139	149
	5700	SPMWH12253Q5SGQ0SA	SA	137	147
	6500	SPMWH12253Q5SGP0SA	SA	136	146

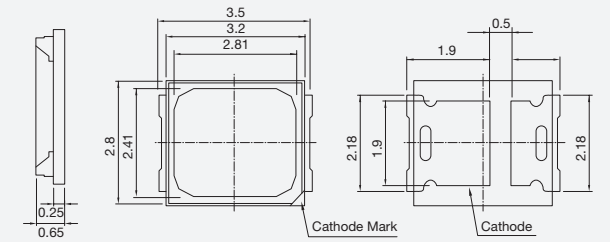
* Color coordinates: Considering the color shift during high temp. operation, provided at hot temp. color shift coordinates.

LM28JB Plus



Designed for better lm/\$

- 1W class mid power 54V LED
- Suitable for lamps
- Standard footprint: 2.8mm x 3.5mm




[20mA, 25°C]

CRI	CCT (K)	Part Number	Luminous Flux (lm)		
			Bin	Min.	Max.
80+	2700	SPMWH12262Q55GW0SA	SA	125	135
	3000	SPMWH12262Q55GV0SA	SA	128	138
	3500	SPMWH12262Q55GU0SA	SA	132	142
	4000	SPMWH12262Q55GT0SA	SA	136	146
	5000	SPMWH12262Q55GR0SA	SA	139	149
	5700	SPMWH12262Q55GQ0SA	SA	137	147
	6500	SPMWH12262Q55GP0SA	SA	136	146

* Color coordinates: Considering the color shift during high temp. operation, provided at hot temp. color shift coordinates.

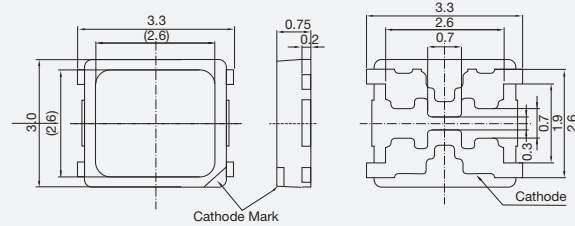


LM301B



High performance, highest lm/W for fluorescent lamp replacement

- 0.2W, 3V mid power LED
- Standard footprint: 3.0mm x 3.0mm



[65mA, 25°C]

CRI	CCT (K)	Part Number	Luminous Flux (lm)		
			Bin	Min.	Max.
70+	3000	SPMWH32AMD3XAV0S0	SJ	34	36
			SK	36	38
			SL	38	40
	3500	SPMWH32AMD3XAU0S0	SJ	34	36
			SK	36	38
			SL	38	40
	4000	SPMWH32AMD3XAT0S0	SK	36	38
			SL	38	40
			SM	40	42
	5000	SPMWH32AMD3XAR0S0	SK	36	38
			SL	38	40
			SM	40	42
2700	SPMWH32AMD5XAW0S0	SH	32	34	
		SJ	34	36	
		SK	36	38	
		SH	32	34	
		SJ	34	36	
		SJ	34	36	
3000	SPMWH32AMD5XAV0S0	SK	36	38	
		SL	38	40	
		SJ	34	36	
		SK	36	38	
		SL	38	40	
		SL	38	40	
3500	SPMWH32AMD5XAU0S0	SK	36	38	
		SL	38	40	
		SK	36	38	
		SL	38	40	
		SK	36	38	
		SL	38	40	
4000	SPMWH32AMD5XAT0S0	SK	36	38	
		SL	38	40	
		SM	40	42	
		SK	36	38	
		SL	38	40	
		SL	38	40	

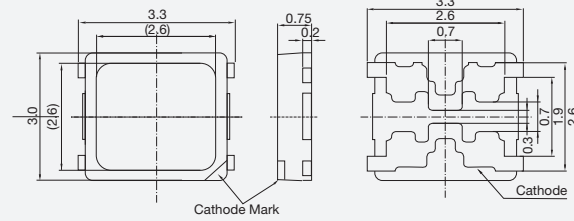
CRI	CCT (K)	Part Number	Luminous Flux (lm)		
			Bin	Min.	Max.
80+	5000	SPMWH32AMD5XAR0S0	SK	36	38
			SL	38	40
			SM	40	42
			SK	36	38
			SL	38	40
			SL	38	40
	5700	SPMWH32AMD5XAQ0S0	SK	36	38
			SL	38	40
			SM	40	42
			SK	36	38
			SL	38	40
			SL	38	40
6500	SPMWH32AMD5XAP0S0	SK	36	38	
		SL	38	40	
		SM	40	42	
		SK	36	38	
		SL	38	40	
		SL	38	40	
90+	2700	SPMWH32AMD7XAW0S0	SF	28	30
			SG	30	32
			SH	32	34
	3000	SPMWH32AMD7XAV0S0	SF	28	30
			SG	30	32
			SH	32	34
	3500	SPMWH32AMD7XAU0S0	SG	30	32
			SH	32	34
			SH	32	34
	4000	SPMWH32AMD7XAT0S0	SG	30	32
			SH	32	34
			SH	32	34
5000	SPMWH32AMD7XAR0S0	SG	30	32	
		SH	32	34	
		SH	32	34	
5700	SPMWH32AMD7XAQ0S0	SG	30	32	
		SH	32	34	
		SH	32	34	
6500	SPMWH32AMD7XAP0S0	SG	30	32	
		SH	32	34	
		SH	32	34	

LM302C



High performance, highest lm/W for fluorescent lamp replacement

- 0.4W, 6V mid power LED
- Standard footprint: 3.0mm x 3.0mm



[65mA, 25°C]

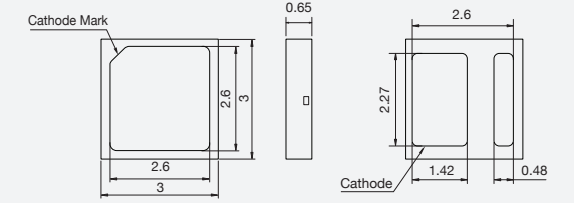
CRI	CCT (K)	Part Number	Luminous Flux (lm)		
			Bin	Min.	Max.
70+	3000	SPMWH32BMD3YBV0S0	SF	62	66
			SG	66	70
			SH	70	74
	3500	SPMWH32BMD3YBU0S0	SF	62	66
			SG	66	70
			SH	70	74
	4000	SPMWH32BMD3YBT0S0	SG	66	70
			SH	70	74
			SJ	74	78
	5000	SPMWH32BMD3YBR0S0	SG	66	70
			SH	70	74
			SJ	74	78
80+	2700	SPMWH32BMD5YBW0S0	SD	54	58
			SE	58	62
			SF	62	66
	3000	SPMWH32BMD5YBV0S0	SD	54	58
			SE	58	62
			SF	62	66
	3500	SPMWH32BMD5YBU0S0	SE	58	62
			SF	62	66
			SG	66	70
	4000	SPMWH32BMD5YBT0S0	SE	58	62
			SF	62	66
			SG	66	70
5000	SPMWH32BMD5YBR0S0	SF	62	66	
		SG	66	70	
		SH	70	74	
5700	SPMWH32BMD5YBQ0S0	SE	58	62	
		SF	62	66	
		SG	66	70	
6500	SPMWH32BMD5YBP0S0	SE	58	62	
		SF	62	66	
		SG	66	70	
90+	2700	SPMWH32BMD7YBW0S0	SB	46	50
			SC	50	54
			SD	54	58
	3000	SPMWH32BMD7YBV0S0	SB	46	50
			SC	50	54
			SD	54	58
	3500	SPMWH32BMD7YBU0S0	SB	46	50
			SC	50	54
			SD	54	58
	4000	SPMWH32BMD7YBT0S0	SC	50	54
			SD	54	58
			SE	58	62
5000	SPMWH32BMD7YBR0S0	SC	50	54	
		SD	54	58	
		SE	58	62	
5700	SPMWH32BMD7YBQ0S0	SC	50	54	
		SD	54	58	
		SE	58	62	
6500	SPMWH32BMD7YBP0S0	SC	50	54	
		SD	54	58	
		SE	58	62	

LM301Z Plus



Balanced lm/\$ for ambient

- 0.2W, 3V mid power LED
- EMC resin for high reliability
- Standard footprint: 3.0mm x 3.0mm



[65mA, 25°C]

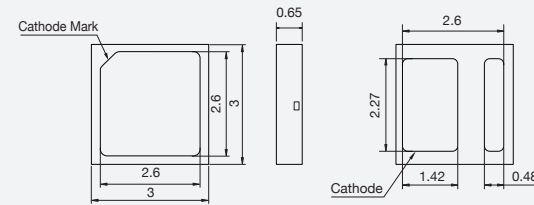
CRI	CCT (K)	Part Number	Luminous Flux (lm)		
			Bin	Min.	Max.
70+	3000	SPMWH3326MP3WAV0S0	SH	32	34
			SJ	34	36
			SK	36	38
	3500	SPMWH3326MP3WAU0S0	SJ	34	36
			SK	36	38
			SJ	34	36
	4000	SPMWH3326MP3WAT0S0	SK	36	38
			SJ	34	36
			SK	36	38
	5000	SPMWH3326MP3WAR0S0	SJ	34	36
			SK	36	38
			SJ	34	36
5700	SPMWH3326MP3WAQ0S0	SK	36	38	
		SJ	34	36	
		SK	36	38	
80+	2700	SPMWH3326MP5WAW0S0	SH	32	34
			SJ	34	36
			SH	32	34
	3000	SPMWH3326MP5WAV0S0	SJ	34	36
			SH	32	34
			SJ	34	36
	3500	SPMWH3326MP5WAU0S0	SH	32	34
			SJ	34	36
			SJ	34	36
	4000	SPMWH3326MP5WAT0S0	SJ	34	36
			SK	36	38
			SJ	34	36
5000	SPMWH3326MP5WAR0S0	SK	36	38	
		SJ	34	36	
		SK	36	38	
5700	SPMWH3326MP5WAQ0S0	SJ	34	36	
		SK	36	38	
		SK	36	38	
6500	SPMWH3326MP5WAP0S0	SH	32	34	
		SJ	34	36	
		SE	26	28	
90+	2700	SPMWH3326MP7WAW0S0	SF	28	30
			SE	26	28
			SF	28	30
	3000	SPMWH3326MP7WAV0S0	SE	26	28
			SF	28	30
			SE	26	28
	3500	SPMWH3326MP7WAU0S0	SF	28	30
			SE	26	28
			SF	28	30
	4000	SPMWH3326MP7WAT0S0	SG	30	32
			SF	28	30
			SG	30	32
5000	SPMWH3326MP7WAR0S0	SF	28	30	
		SG	30	32	
		SF	28	30	
5700	SPMWH3326MP7WAQ0S0	SG	30	32	
		SF	28	30	
		SG	30	32	
6500	SPMWH3326MP7WAP0S0	SF	28	30	
		SG	30	32	
		SG	30	32	

LM302Z Plus



Balanced lm/\$ for highbay

- 0.9W, 6V mid power LED
- EMC resin for high reliability
- Standard footprint: 3.0mm x 3.0mm



[150mA, 25°C]

CRI	CCT (K)	Part Number	Luminous Flux (lm)			
			Bin	Min.	Max.	
70+	3000	SPMWH3326FP3GBV0S0	SG	133	142	
			SH	142	151	
	3500	SPMWH3326FP3GBU0S0	SG	133	142	
			SH	142	151	
	4000	SPMWH3326FP3GBT0S0	SH	142	151	
			SJ	151	160	
			SH	142	151	
			SJ	151	160	
	80+	2700	SPMWH3326FP5GBW0S0	SF	124	133
				SG	133	142
		3000	SPMWH3326FP5GBV0S0	SF	124	133
				SG	133	142
3500		SPMWH3326FP5GBU0S0	SG	133	142	
			SH	142	151	
4000		SPMWH3326FP5GBT0S0	SG	133	142	
			SH	142	151	
			SG	133	142	
			SH	142	151	
5000		SPMWH3326FP5GBR0S0	SG	133	142	
			SH	142	151	
	SG		133	142		
	SH		142	151		
5700	SPMWH3326FP5GBQ0S0	SG	133	142		
		SH	142	151		
6500	SPMWH3326FP5GBP0S0	SG	133	142		
		SH	142	151		

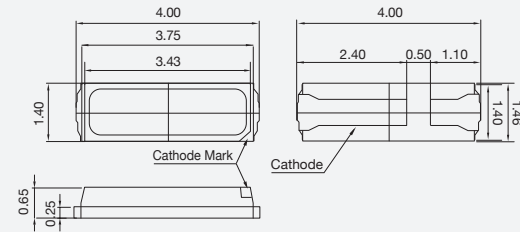
CRI	CCT (K)	Part Number	Luminous Flux (lm)		
			Bin	Min.	Max.
90+	2700	SPMWH3326FP7GBW0S0	SC	97	106
			SD	106	115
	3000	SPMWH3326FP7GBV0S0	SD	106	115
			SE	115	124
	3500	SPMWH3326FP7GBU0S0	SD	106	115
			SE	115	124
	4000	SPMWH3326FP7GBT0S0	SE	115	124
			SF	124	133
			SE	115	124
			SF	124	133
	5000	SPMWH3326FP7GBR0S0	SE	115	124
			SF	124	133
SE			115	124	
SF			124	133	
5700	SPMWH3326FP7GBQ0S0	SE	115	124	
		SF	124	133	
6500	SPMWH3326FP7GBP0S0	SE	115	124	
		SF	124	133	

LM401BA Plus



IP guaranteed mid-power 0.2W package for slim edge-lit panel applications

- 0.2W class mid power LED
- Suitable for slim edge-lit panel applications
- Standard footprint: 4.0mm x 1.4mm



[60mA, 25°C]

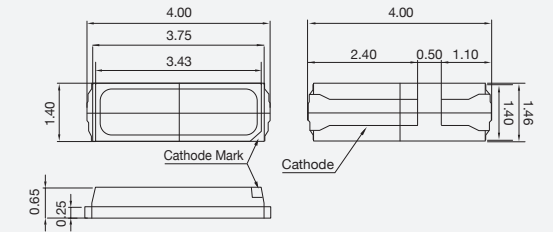
CRI	CCT (K)	Part Number	Luminous Flux (lm)		
			Bin	Min.	Max.
80+	2700	SPMWH14106D5WAW0S*	S1	21	23
			S2	23	25
			S3	25	27
			S4	27	29
	3000	SPMWH14106D5WAV0S*	S1	21	23
			S2	23	25
			S3	25	27
			S4	27	29
	3500	SPMWH14106D5WAU0S*	S1	22	24
			S2	24	26
			S3	26	28
			S4	28	30
	4000	SPMWH14106D5WAT0S*	S1	23	25
			S2	25	27
			S3	27	29
			S4	29	31
	5000	SPMWH14106D5WAR0S*	S1	24	26
			S2	26	28
			S3	28	30
			S4	30	32
	5700	SPMWH14106D5WAQ0S*	S1	23	25
			S2	25	27
			S3	27	29
			S4	29	31
6500	SPMWH14106D5WAP0S*	S1	23	25	
		S2	25	27	
		S3	27	29	
		S4	29	31	

LM401B Plus



IP guaranteed mid-power 0.5W package for slim edge-lit panel applications

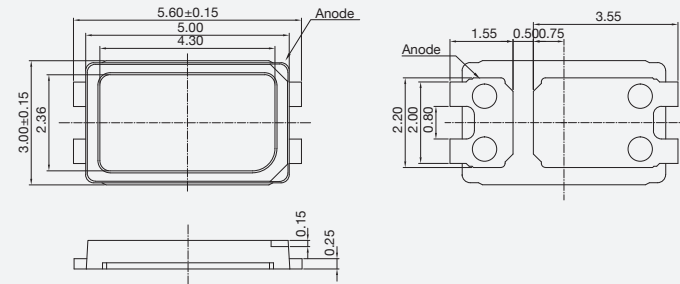
- 0.5W class mid power LED
- Suitable for slim edge-lit panel applications
- Standard footprint: 4.0mm x 1.4mm



[120mA, 25°C]

CRI	CCT (K)	Part Number	Luminous Flux (lm)		
			Bin	Min.	Max.
80+	2700	SPMWH1410CD5WAW0S*	S2	40	44
			S3	44	48
			S4	48	52
			S2	40	44
	3000	SPMWH1410CD5WAV0S*	S3	44	48
			S4	48	52
			S2	40	44
			S3	44	48
	3500	SPMWH1410CD5WAU0S*	S3	44	48
			S4	48	52
			S2	44	48
			S3	44	48
	4000	SPMWH1410CD5WAT0S*	S2	44	48
			S3	48	52
			S4	52	56
			S2	46	50
	5000	SPMWH1410CD5WAR0S*	S3	50	54
			S4	54	58
			S2	45	49
			S3	49	53
	5700	SPMWH1410CD5WAQ0S*	S4	53	57
			S2	44	48
			S3	48	52
			S4	52	56
6500	SPMWH1410CD5WAP0S*	S2	44	48	
		S3	48	52	
		S4	52	56	
		S2	44	48	

LM561B Plus



Improved efficacy and performance of LM561B to provide better solution

- 0.3 W class mid power LED
- High efficacy for distributed light
- Standard footprint: 5.6mm x 3.0mm

[65mA, 25°C]

CRI	CCT (K)	Part Number	Luminous Flux (lm)		
			Bin	Min.	Max.
70+	2700	SPMWHT541MP3WAW0S0	S5	32.0	34.0
			S6	34.0	36.0
			S7	36.0	38.0
	3000	SPMWHT541MP3WAV0S0	S5	32.5	34.5
			S6	34.5	36.5
			S7	36.5	38.5
	3500	SPMWHT541MP3WAU0S0	S5	33.0	35.0
			S6	35.0	37.0
			S7	37.0	39.0
	4000	SPMWHT541MP3WAT0S0	S5	34.0	35.8
			S6	35.8	38.0
			S7	38.0	40.0
5000	SPMWHT541MP3WAR0S0	S4	33.0	35.0	
		S5	35.0	37.0	
		S6	37.0	39.0	
80+	2700	SPMWHT541MP5WAW0S4	S4	30.0	32.0
			S5	32.0	34.0
	3000	SPMWHT541MP5WAV0S4	S4	30.5	32.5
			S5	32.5	34.5
			S6	34.5	36.5
	3500	SPMWHT541MP5WAW0S5	S4	31.0	33.0
			S5	33.0	35.0
			S6	35.0	37.0
	4000	SPMWHT541MP5WAT0S4	S4	32.0	34.0
			S5	34.0	36.0
			S6	36.0	38.0
	5000	SPMWHT541MP5WAR0S4	S4	33.0	35.0
			S5	35.0	37.0
			S6	37.0	39.0
	5700	SPMWHT541MP5WAQ0S4	S4	32.5	34.5
			S5	34.5	36.5
		SPMWHT541MP5WAQ0S5	S4	32.5	34.5
			S5	34.5	36.5
SPMWHT541MP5WAQ0S6		S4	32.5	34.5	
		S5	34.5	36.5	
6500	SPMWHT541MP5WAP0S4	S4	32.0	34.0	
		S5	34.0	36.0	
SPMWHT541MP5WAP0S5	S4	32.0	34.0		
	S5	34.0	36.0		
SPMWHT541MP5WAP0S6	S4	32.0	34.0		
	S5	34.0	36.0		

CRI	CCT (K)	Part Number	Luminous Flux (lm)		
			Bin	Min.	Max.
90+	2700	SPMWHT541MP7WAW0S0	S1	24.0	26.0
			S2	26.0	28.0
			S3	28.0	30.0
	3000	SPMWHT541MP7WAV0S0	S1	24.5	26.5
			S2	26.5	28.5
			S3	28.5	30.5
	3500	SPMWHT541MP7WAW0S0	S1	25.0	27.0
			S2	27.0	29.0
			S3	29.0	31.0
	4000	SPMWHT541MP7WAT0S0	S1	26.0	28.0
			S2	28.0	30.0
			S3	30.0	32.0
5000	SPMWHT541MP7WAR0S0	S1	27.0	29.0	
		S2	29.0	31.0	
		S3	31.0	33.0	
5700	SPMWHT541MP7WAQ0S0	S1	26.5	28.5	
		S2	28.5	30.5	
		S3	30.5	32.5	
6500	SPMWHT541MP7WAP0S0	S1	26.0	28.0	
		S2	28.0	30.0	
		S3	30.0	32.0	
90+ Premium Efficacy	2700	SPMWHT541MT7WAW0S0	SB	26.0	28.0
			SC	28.0	30.0
	3000	SPMWHT541MT7WAV0S0	SB	27.0	29.0
			SC	29.0	31.0
	3500	SPMWHT541MT7WAW0S0	SB	28.0	30.0
			SC	30.0	32.0
	4000	SPMWHT541MT7WAT0S0	SB	29.0	31.0
			SC	31.0	33.0
	5000	SPMWHT541MT7WAR0S0	SB	30.0	32.0
			SC	32.0	34.0
	5700	SPMWHT541MT7WAQ0S0	SB	29.0	31.0
			SC	31.0	33.0
6500	SPMWHT541MT7WAP0S0	SB	28.0	30.0	
		SC	30.0	32.0	

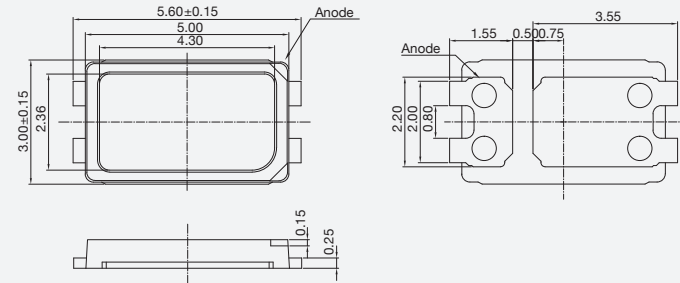


LM561C



High performance, highest lm/W for fluorescent lamp replacement

- 0.3W class mid power LED
- Highest efficacy: 210lm/W @65mA, 5000K, CRI 80
- Standard footprint: 5.6mm x 3.0mm



[65mA, 25°C]

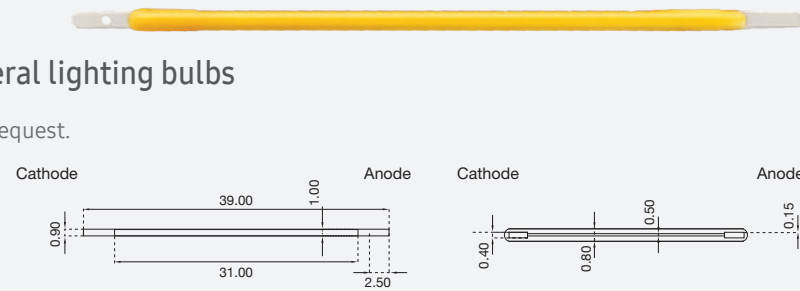
CRI	CCT (K)	Part Number	Luminous Flux (lm)		
			Bin	Min.	Max.
70+	3000	SPMWHT541ML3XAV0S0	S5	32.5	34.5
			S6	34.5	36.5
			S7	36.5	38.5
	3500	SPMWHT541ML3XAU0S0	S5	33.0	35.0
			S6	35.0	37.0
			S7	37.0	39.0
	4000	SPMWHT541ML3XAT0S0	S5	34.0	36.0
			S6	36.0	38.0
			S7	38.0	40.0
	5000	SPMWHT541ML3XAR0S0	S5	35.0	37.0
			S6	37.0	39.0
			S7	39.0	41.0
80+	2700	SPMWHT541ML5XAW0S0	S4	30.0	32.0
			S5	32.0	34.0
	3000	SPMWHT541ML5XAV0S0	S4	30.5	32.5
			S5	32.5	34.5
	3500	SPMWHT541ML5XAU0S0	S4	31.0	33.0
			S5	33.0	35.0
	4000	SPMWHT541ML5XAT0S0	S4	32.0	34.0
			S5	34.0	36.0
			S6	36.0	38.0
	5000	SPMWHT541ML5XAR0S0	S4	33.0	35.0
			S5	35.0	37.0
			S6	37.0	39.0
5700	SPMWHT541ML5XAQ0S0	S4	32.5	34.5	
		S5	34.5	36.5	
6500	SPMWHT541ML5XAP0S0	S4	32.0	34.0	
		S5	34.0	36.0	
			S6	36.0	38.0

CRI	CCT (K)	Part Number	Luminous Flux (lm)		
			Bin	Min.	Max.
90+	2700	SPMWHT541ML7XAW0S0	S1	24.0	26.0
			S2	26.0	28.0
			S3	28.0	30.0
	3000	SPMWHT541ML7XAV0S0	S1	24.5	26.5
			S2	26.5	28.5
			S3	28.5	30.5
	3500	SPMWHT541ML7XAU0S0	S1	25.0	27.0
			S2	27.0	29.0
			S3	29.0	31.0
	4000	SPMWHT541ML7XAT0S0	S1	26.0	28.0
			S2	28.0	30.0
			S3	30.0	32.0
5000	SPMWHT541ML7XAR0S0	S1	27.0	29.0	
		S2	29.0	31.0	
		S3	31.0	33.0	
5700	SPMWHT541ML7XAQ0S0	S1	26.5	28.5	
		S2	28.5	30.5	
		S3	30.5	32.5	
6500	SPMWHT541ML7XAP0S0	S1	26.0	28.0	
		S2	28.0	30.0	
		S3	30.0	32.0	
90+ Premium Efficacy	2700	SPMWHT541MT7XAW0S0	SB	28.0	30.0
			SC	30.0	32.0
	3000	SPMWHT541MT7XAV0S0	SB	28.0	30.0
			SC	30.0	32.0
	3500	SPMWHT541MT7XAU0S0	SB	29.0	31.0
			SC	31.0	33.0
	4000	SPMWHT541MT7XAT0S0	SB	30.0	32.0
			SC	32.0	34.0
	5000	SPMWHT541MT7XAR0S0	SB	31.0	33.0
			SC	33.0	35.0
	5700	SPMWHT541MT7XAQ0S0	SB	30.0	32.0
			SC	32.0	34.0
6500	SPMWHT541MT7XAP0S0	SB	30.0	32.0	
		SC	32.0	34.0	

Filament LED

Filament LED for decorative and general lighting bulbs

- Customized designs are available per customer request.
- Length: 28, 38, 48, 58, 68mm
- Substrate: Ceramic, Sapphire
- CCT: 2200, 2400, 2700, 3000, 4000, 5000K
- CRI: 80+, 90+



LF007A

[25°C]

CRI	CCT (K)	Luminous Flux (lm)		IF (mA)	Substrate	1V Sorting	Part Number
		Min.	Max.				
80+	2700	90	106	10	Ceramic	0	SPMWHTFM31D523WTFY
		97	113	10	Sapphire	0	SPMWH1FM31D523WTFY

LF009A

[25°C]

CRI	CCT (K)	Luminous Flux (lm)		IF (mA)	Substrate	1V Sorting	Part Number
		Min.	Max.				
80+	2700	132	148	10	Sapphire	0	SPMWHTFM31D545WTKY
							-

LF010A

[25°C]

CRI	CCT (K)	Luminous Flux (lm)		IF (mA)	Substrate	1V Sorting	Part Number
		Min.	Max.				
80+	2700	162	190	15	Sapphire	0	SPMWHTFM3RD524WTR1

LF310B

[25°C]

CRI	CCT (K)	Luminous Flux (lm)		IF (mA)	Substrate	1V Sorting	Part Number
		Min.	Max.				
80+	2700	95	105	10	Ceramic	-	SPMWH1FC31D52PWTF2

LF311B

[25°C]

CRI	CCT (K)	Luminous Flux (lm)		IF (mA)	Substrate	1V Sorting	Part Number
		Min.	Max.				
80+	2700	100	110	10	Ceramic	-	SPMWH1FC31D52UWTG1

LF312B

[25°C]

CRI	CCT (K)	Luminous Flux (lm)		IF (mA)	Substrate	1V Sorting	Part Number
		Min.	Max.				
80+	2700	110	120	10	Ceramic	-	SPMWH1FC31D52TWTG1

LF314B

[25°C]

CRI	CCT (K)	Luminous Flux (lm)		IF (mA)	Substrate	1V Sorting	Part Number
		Min.	Max.				
80+	2700	130	140	10	Ceramic	-	SPMWH1FC31D54NWTG1

LF321B

[25°C]

CRI	CCT (K)	Luminous Flux (lm)		IF (mA)	Substrate	1V Sorting	Part Number
		Min.	Max.				
80+	2700	200	220	15	Ceramic	-	SPMWH1FC31D54NWTG1

LF423B

[25°C]


CRI	CCT (K)	Luminous Flux (lm)		IF (mA)	Substrate	1V Sorting	Part Number
		Min.	Max.				
80+	2700	220	240	20	Ceramic	-	SPMWH1FC42D52TWTU1

LF622B

[25°C]

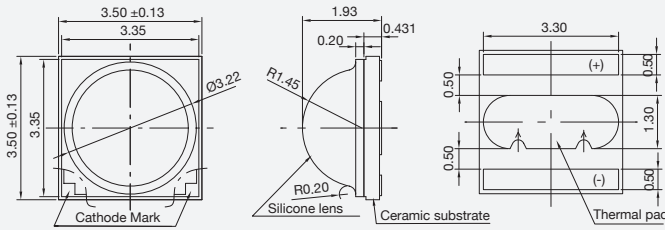
CRI	CCT (K)	Luminous Flux (lm)		IF (mA)	Substrate	1V Sorting	Part Number
		Min.	Max.				
80+	2700	210	230	10	Ceramic	-	SPMWH1FC61D59RWTG2

LH351B



Cost effective solution for outdoor & directional lighting applications


- Operates at a maximum current of up to 1.5A
- High efficacy outdoor solution (Delivering set efficacy over 110lm/W @700mA)
- Excellent efficacy: 172lm/W @350mA, 85°C, 4000K
- LM80 Certified @1A, 105°C (Ts) (L90>60,000 @ 1A)
- Footprint: 3.5mm x 3.5mm



[350mA, 85°C]

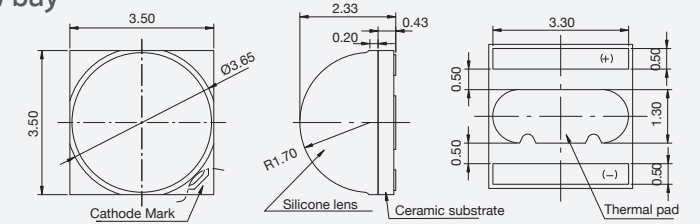
CRI	CCT (K)	Part Number	Luminous Flux (lm)		
			Bin	Min.	Max.
70+	2700	SPHWH2L3D30CD4W0K3	K1, M1, N1	130	160
		SPHWH2L3D30CD4W0M3	M1, N1, P1	140	170
		SPHWH2L3D30CD4W0N3	N1, P1, Q1	150	180
	3000	SPHWH2L3D30CD4V0M3	M1, N1, P1	140	170
		SPHWH2L3D30CD4V0N3	N1, P1, Q1	150	180
		SPHWH2L3D30CD4U0K3	K1, M1, N1	130	160
	3500	SPHWH2L3D30CD4U0M3	M1, N1, P1	140	170
		SPHWH2L3D30CD4U0N3	N1, P1, Q1	150	180
		SPHWH2L3D30CD4T0N3	N1, P1, Q1	150	180
	4000	SPHWH2L3D30CD4T0P3	P1, Q1, R1	160	190
		SPHWH2L3D30CD4RTM3	M1, N1, P1	140	170
		SPHWH2L3D30CD4RTN3	N1, P1, Q1	150	180
		SPHWH2L3D30CD4RTP3	P1, Q1, R1	160	190
		SPHWH2L3D30CD4RTQ3	Q1, R1	170	190
		SPHWH2L3D30CD4QTN3	N1, P1, Q1	150	180
	5000	SPHWH2L3D30CD4QTP3	P1, Q1, R1	160	190
		SPHWH2L3D30CD4PTM3	M1, N1, P1	140	170
		SPHWH2L3D30CD4PTN3	N1, P1, Q1	150	180
SPHWH2L3D30CD4PTP3		P1, Q1, R1	160	190	
SPHWH1L3D30DD4RTM3		M1, N1, P1	140	170	
SPHWH1L3D30DD4RTN3		N1, P1, Q1	150	180	
75+	SPHWH1L3D30DD4RTP3	P1, Q1, R1	160	190	
	SPHWH1L3D30DD4QTM3	M1, N1, P1	140	170	
	SPHWH1L3D30DD4QTN3	N1, P1, Q1	150	180	
	SPHWH1L3D30DD4QTP3	P1, Q1, R1	160	190	
	SPHWH2L3D30ED4Y0G3	G1, H1, J1	100	130	
	SPHWH2L3D30ED4W0J3	J1, K1, M1	120	150	
80+	2700	SPHWH2L3D30ED4W0K3	K1, M1, N1	130	160
		SPHWH2L3D30ED4V0J3	J1, K1, M1	120	150
		SPHWH2L3D30ED4V0K3	K1, M1, N1	130	160
	3000	SPHWH2L3D30ED4V0M3	M1, N1, P1	140	170
		SPHWH2L3D30ED4U0K3	K1, M1, N1	130	160
		SPHWH2L3D30ED4U0M3	M1, N1, P1	140	170
	3500	SPHWH2L3D30ED4T0K3	K1, M1, N1	130	160
		SPHWH2L3D30ED4T0M3	M1, N1, P1	140	170
		SPHWH2L3D30ED4RTM3	M1, N1, P1	140	170
	4000	SPHWH2L3D30ED4RTN3	N1, P1, Q1	150	180
		SPHWH2L3D30ED4QTM3	M1, N1, P1	140	170
		SPHWH2L3D30ED4PQK3	K1, M1, N1	130	160
		SPHWH2L3D30ED4PQM3	M1, N1, P1	140	170
		SPHWH2L3D30ED4PTK3	K1, M1, N1	130	160
		SPHWH2L3D30ED4PTM3	M1, N1, P1	140	170

LH351C



High performance suitable for street, high/low bay & stadium/arena lighting applications


- Operates at a maximum current of up to 2.0 A
- High efficacy outdoor solution (Delivering set efficacy over 120lm/W @700mA)
- Excellent efficacy: 160lm/W @700mA, 85°C
- Footprint: 3.5mm x 3.5mm



[700mA, 85°C]

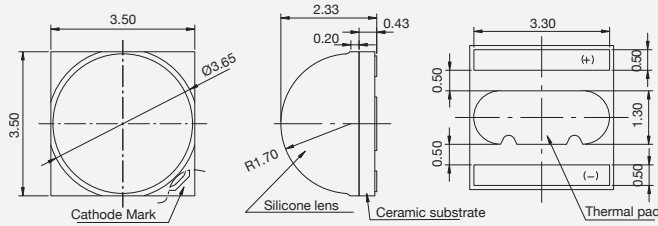
CRI	CCT (K)	Part Number	Luminous Flux (lm)		
			Bin	Min.	Max.
70+	2700	SPHWHTL3D50CE4W0MF	MB, NB, PB	250	310
		SPHWHTL3D50CE4W0NF	NB, PB, QB	270	330
		SPHWHTL3D50CE4V0NF	NB, PB, QB	270	330
	3000	SPHWHTL3D50CE4V0PF	PB, QB, RB	290	350
		SPHWHTL3D50CE4U0PF	PB, QB, RB	290	350
		SPHWHTL3D50CE4U0QF	QB, RB, SB	310	370
	4000	SPHWHTL3D50CE4T0PF	PB, QB, RB	290	350
		SPHWHTL3D50CE4T0QF	QB, RB, SB	310	370
		SPHWHTL3D50CE4RTPF	PB, QB, RB	290	350
		SPHWHTL3D50CE4RTQF	QB, RB, SB	310	370
		SPHWHTL3D50CE4QTPF	PB, QB, RB	310	370
		SPHWHTL3D50CE4QTQF	QB, RB, SB	310	370
	5000	SPHWHTL3D50CE4PTPF	PB, QB, RB	290	350
		SPHWHTL3D50CE4PTQF	QB, RB, SB	310	370
		SPHWHTL3D50EE4W0MF	MB, NB, PB	250	310
		SPHWHTL3D50EE4V0NF	NB, PB, QB	270	330
		SPHWHTL3D50EE4U0NF	NB, PB, QB	270	330
		SPHWHTL3D50EE4T0MF	MB, NB, PB	250	310
80+	4000	SPHWHTL3D50EE4T0NF	NB, PB, QB	270	330
		SPHWHTL3D50EE4RTNF	NB, PB, QB	270	330
		SPHWHTL3D50EE4RTPF	PB, QB, RB	290	350
	5000	SPHWHTL3D50EE4QTNF	NB, PB, QB	270	330
		SPHWHTL3D50GE4W0HF	HB, JB, KB	190	250
		SPHWHTL3D50GE4W0JF	JB, KB, MB	210	270
90+	3000	SPHWHTL3D50GE4V0JF	JB, KB, MB	210	270
		SPHWHTL3D50GE4U0KF	KB, MB, NB	230	290
		SPHWHTL3D50GE4T0JF	JB, KB, MB	210	270
	4000	SPHWHTL3D50GE4T0KF	KB, MB, NB	230	290
		SPHWHTL3D50GE4RTKF	KB, MB, NB	230	290
		SPHWHTL3D50GE4RTMF	MB, NB, PB	250	310

LH351D



Best solution for high lumen output: street & stadium/arena lighting applications

- Operates at a maximum current of up to 3.0A
- High efficacy outdoor solution (Delivering set efficacy over 120lm/W @1050mA)
- Higher TLCI value with CRI90 line-up for broadcast use (Stadium/Arena lighting)
- Footprint: 3.5mm x 3.5mm




[1050mA, 85°C]

CRI	CCT (K)	Part Number	Luminous Flux (lm)			
			Bin	Min.	Max.	
70+	2700	SPHWHTL3DAOCF4W0S6	S2, T2, U2	380	440	
		SPHWHTL3DAOCF4W0T6	T2, U2, V2	400	460	
		SPHWHTL3DAOCF4V0T6	T2, U2, V2	400	460	
	3000	SPHWHTL3DAOCF4V0U6	U2, V2, W2	420	480	
		SPHWHTL3DAOCF4V0V6	V2, W2, Y2	440	500	
		SPHWHTL3DAOCF4V0W6	W2, Y2, Z2	460	520	
	3500	SPHWHTL3DAOCF4U0T6	T2, U2, V2	400	460	
		SPHWHTL3DAOCF4U0U6	U2, V2, W2	420	480	
		SPHWHTL3DAOCF4U0V6	V2, W2, Y2	440	500	
	4000	SPHWHTL3DAOCF4U0W6	W2, Y2, Z2	460	520	
		SPHWHTL3DAOCF4T0U6	U2, V2, W2	420	480	
		SPHWHTL3DAOCF4T0V6	V2, W2, Y2	440	500	
	5000	SPHWHTL3DAOCF4T0W6	W2, Y2, Z2	460	520	
		SPHWHTL3DAOCF4T0Y6	Y2, Z2, I2	480	540	
		SPHWHTL3DAOCF4RTV6	V2, W2, Y2	440	500	
	5700	SPHWHTL3DAOCF4RTW6	W2, Y2, Z2	460	520	
		SPHWHTL3DAOCF4RTY6	Y2, Z2, I2	480	540	
		SPHWHTL3DAOCF4RTZ6	Z2, I2, Z2	500	560	
	6500	SPHWHTL3DAOCF4QTV6	V2, W2, Y2	440	500	
		SPHWHTL3DAOCF4QTW6	W2, Y2, Z2	460	520	
		SPHWHTL3DAOCF4QTY6	Y2, Z2, I2	480	540	
	80+	2700	SPHWHTL3DAOEF4W0Q6	Q2, R2, S2	340	400
			SPHWHTL3DAOEF4W0R6	R2, S2, T2	360	420
			SPHWHTL3DAOEF4V0R6	R2, S2, T2	360	420
3500		SPHWHTL3DAOEF4U0R6	R2, S2, T2	360	420	
		SPHWHTL3DAOEF4U0S6	S2, T2, U2	380	440	
		SPHWHTL3DAOEF4T0S6	S2, T2, U2	380	440	
4000		SPHWHTL3DAOEF4T0T6	T2, U2, V2	400	460	
		SPHWHTL3DAOEF4RTS6	S2, T2, U2	380	440	
		SPHWHTL3DAOEF4RTT6	T2, U2, V2	400	460	

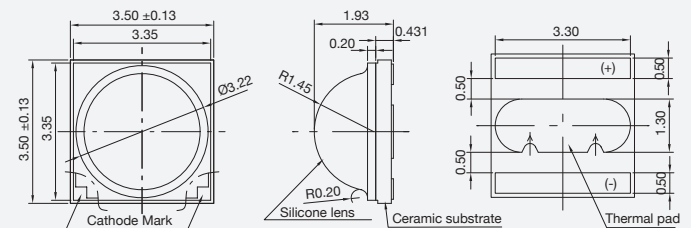
CRI	CCT (K)	Part Number	Luminous Flux (lm)			
			Bin	Min.	Max.	
80+	5300	SPHWHTL3DAOEF4QRT6	T2, U2, V2	400	460	
		SPHWHTL3DAOEF4QRU6	U2, V2, W2	420	480	
		SPHWHTL3DAOEF4QTT6	T2, U2, V2	400	460	
	5700	SPHWHTL3DAOEF4QTU6	U2, V2, W2	420	480	
		SPHWHTL3DAOEF4PQT6	T2, U2, V2	400	460	
		SPHWHTL3DAOEF4PQU6	U2, V2, W2	420	480	
	6000	SPHWHTL3DAOEF4PTT6	T2, U2, V2	400	460	
		SPHWHTL3DAOEF4PTU6	U2, V2, W2	420	480	
		SPHWHTL3DAOGF4W0M6	M2, N2, P2	280	340	
	90+	2700	SPHWHTL3DAOGF4W0N6	N2, P2, Q2	300	360
			SPHWHTL3DAOGF4V0N6	N2, P2, Q2	300	360
			SPHWHTL3DAOGF4V0P6	P2, Q2, R2	320	380
3000		SPHWHTL3DAOGF4U0N6	N2, P2, Q2	300	360	
		SPHWHTL3DAOGF4U0P6	P2, Q2, R2	320	380	
		SPHWHTL3DAOGF4T0P6	P2, Q2, R2	320	380	
3500		SPHWHTL3DAOGF4T0Q6	Q2, R2, S2	340	400	
		SPHWHTL3DAOGF4RTR6	R2, S2, T2	360	420	
		SPHWHTL3DAOGF4RTS6	S2, T2, U2	380	440	
4000		SPHWHTL3DAOGF4PQR6	R2, S2, T2	360	420	
		SPHWHTL3DAOGF4PQS6	S2, T2, U2	380	440	

LH351H Deep Red



Red color high power LEDs for horticulture lighting and signage applications

- Red color - 660nm
- Footprint: 3.5mm x 3.5mm (Compatible with LH351B)



[350mA, 25°C]

Color	Wavelength (nm)	Part Number	Optical power Typ. (mW)	PPF* Typ. (μmol/s)	PPF/W Typ. (μmol/J)
Deep Red	660	SPHRD1L3DH00A4R2D2	425	2.4	3.11

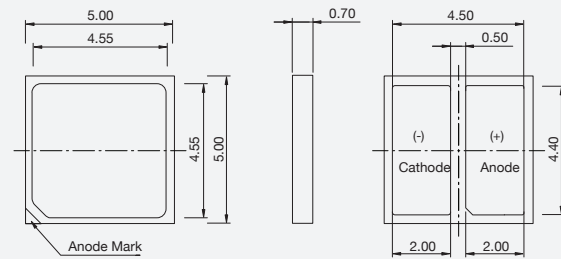
* Photosynthetic Photon Flux

LH508B



Designed for best lm/\$ with high luminous flux

- Hybrid solution mixing mid and high power LED
- EMC mold resin for high reliability
- Suitable for street light, high/low bay light & spot light
- Design flexible footprint: 5.0mm × 5.0mm



[600mA, 25°C]

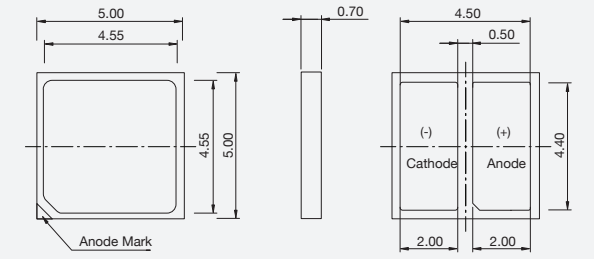
CRI	CCT (K)	Part Number	Luminous Flux (lm)		
			Bin	Min.	Typ.
80+	2700	SPHWH1L5N505YEW5A1	A1	460	502
	3000	SPHWH1L5N505YEV5A1	A1	460	513
	4000	SPHWH1L5N505YET5A1	A1	500	545
	5000	SPHWH1L5N505YER5A1	A1	500	545
	5700	SPHWH1L5N505YEQ5A1	A1	500	540
	6500	SPHWH1L5N505YEP5A1	A1	500	535

LH508A Plus



Designed for best lm/\$ with high luminous flux

- EMC mold resin for high reliability
- Suitable for street light, high/low bay light & spot light
- Design flexible footprint: 5.0mm × 5.0mm



[640mA, 25°C]

CRI	CCT (K)	Part Number	Luminous Flux (lm)		
			Bin	Min.	Typ.
70+	2700	SPHWH1L5N603YEW5A1	A1	540	600
	3000	SPHWH1L5N603YEV5A1	A1	540	620
	4000	SPHWH1L5N603YET5A1	A1	580	650
	5000	SPHWH1L5N603YER5A1	A1	580	650
	5700	SPHWH1L5N603YEQ5A1	A1	580	650
	6500	SPHWH1L5N603YEP5A1	A1	540	620
80+	2700	SPHWH1L5N605YEW5A1	A1	500	560
	3000	SPHWH1L5N605YEV5A1	A1	500	580
	3500	SPHWH1L5N605YEU5A1	A1	500	590
	4000	SPHWH1L5N605YET5A1	A1	540	610
	5000	SPHWH1L5N605YER5A1	A1	540	610
	5700	SPHWH1L5N605YEQ5A1	A1	540	610
6500	SPHWH1L5N605YEP5A1	A1	500	590	

D-series Gen 3

Full line-up for various applications: MR/PAR, spotlights, downlights & high bay lights


- Industry-leading light efficacy in COB lineups
- Better thermal resistance than Gen 2
- High reliability satisfying DLC Premium standards
- Completed 6,000 hours of LM-80 testing

T _J =85°C	LC003D Gen 3	LC006D Gen 3	LC009D Gen 3	LC013D Gen 3	LC016D Gen 3	LC019D Gen 3	LC026D Gen 3	LC033D Gen 3	LC040D Gen 3	LC060D Gen 3	LC080D Gen 3	
LES	9.8mm			14.5mm				22 mm				
Typical	33.8V											50.7V
	3.0W (90 mA)	6.1W (180 mA)	9.1W (270 mA)	12.2W (360 mA)	15.2W (450 mA)	18.3W (540 mA)	24.3W (720 mA)	30.4W (900 mA)	36.5W (1080 mA)	54.8W (1080 mA)	82.1W (1620 mA)	
Max.	8.7W (230 mA)	17.4W (460 mA)	26.1W (690 mA)	34.8W (920 mA)	43.5W (1150 mA)	52.2W (1380 mA)	69.6W (1840 mA)	86.9W (2300 mA)	104.3W (2760 mA)	152.9W (2760 mA)	229.3W (4140 mA)	
Dimension												
	13.5mm x 13.5mm			19mm x 19mm				28mm x 28mm				
	Size	13.5mm x 13.5mm			19mm x 19mm				28mm x 28mm			

Product	CRI	CCT (K)	Color rank	Part Number	T _J =85°C		I _F (mA)	V _F (V)								
					Luminous Flux Typ. (lm)	Luminous Efficacy Typ. (lm/W)										
 LC003D Gen 3		80+	MacAdam 2step	SPHWAHDNA25YZW2D3	475	156	90mA	33.8V								
				SPHWAHDNA25YZW3D3												
				3000	MacAdam 2step	SPHWAHDNA25YZV2D3			499	164						
					MacAdam 3step	SPHWAHDNA25YZV3D3										
				3500	MacAdam 2step	SPHWAHDNA25YZU2D3			514	169						
					MacAdam 3step	SPHWAHDNA25YZU3D3										
				4000	MacAdam 2step	SPHWAHDNA25YZT2D3			524	172						
					MacAdam 3step	SPHWAHDNA25YZT3D3										
				5000	MacAdam 3step	SPHWAHDNA25YZR3D3			529	174						
				5700	MacAdam 3step	SPHWAHDNA25YZQ3D3			529	174						
				6500	MacAdam 3step	SPHWAHDNA25YZP3D3			524	172						
				 LC006D Gen 3		90+			MacAdam 2step	SPHWAHDNA27YZW2D3	407	134	180mA	33.8V		
										SPHWAHDNA27YZW3D3						
										3000	MacAdam 2step	SPHWAHDNA27YZV2D3			428	141
											MacAdam 3step	SPHWAHDNA27YZV3D3				
3500	MacAdam 2step	SPHWAHDNA27YZU2D3	441				145									
	MacAdam 3step	SPHWAHDNA27YZU3D3														
4000	MacAdam 2step	SPHWAHDNA27YZT2D3	450				148									
	MacAdam 3step	SPHWAHDNA27YZT3D3														
5000	MacAdam 3step	SPHWAHDNA27YZR3D3	453				149									
 LC006D Gen 3		80+	MacAdam 2step				SPHWAHDNB25YZW2D3	946		155	180mA	33.8V				
							SPHWAHDNB25YZW3D3									
							3000	MacAdam 2step		SPHWAHDNB25YZV2D3					994	163
								MacAdam 3step		SPHWAHDNB25YZV3D3						
							3500	MacAdam 2step		SPHWAHDNB25YZU2D3					1023	168
								MacAdam 3step		SPHWAHDNB25YZU3D3						
				4000	MacAdam 2step	SPHWAHDNB25YZT2D3	1043	171								
					MacAdam 3step	SPHWAHDNB25YZT3D3										
				5000	MacAdam 3step	SPHWAHDNB25YZR3D3	1052	173								
				5700	MacAdam 3step	SPHWAHDNB25YZQ3D3	1052	173								
				6500	MacAdam 3step	SPHWAHDNB25YZP3D3	1043	171								
				 LC006D Gen 3		90+	MacAdam 2step	SPHWAHDNB27YZW2D3	809	133			180mA	33.8V		
								SPHWAHDNB27YZW3D3								
								3000	MacAdam 2step	SPHWAHDNB27YZV2D3					851	140
									MacAdam 3step	SPHWAHDNB27YZV3D3						
3500	MacAdam 2step	SPHWAHDNB27YZU2D3	877					144								
	MacAdam 3step	SPHWAHDNB27YZU3D3														
4000	MacAdam 2step	SPHWAHDNB27YZT2D3	895					147								
	MacAdam 3step	SPHWAHDNB27YZT3D3														
5000	MacAdam 3step	SPHWAHDNB27YZR3D3	902					148								


Chip-on-Board LEDs

Component

Product	CRI	CCT (K)	Color rank	Part Number	T _j =85°C		I _F (mA) V _F (V)
					Luminous Flux Typ. (lm)	Luminous Efficacy Typ. (lm/W)	
 LC009D Gen 3	70+	3000	MacAdam 3step	SPHWAHDNC23YZV3D3	1594	174	270mA 33.8V
		4000	MacAdam 3step	SPHWAHDNC23Yzt3D3	1624	177	
		5000	MacAdam 3step	SPHWAHDNC23YZR3D3	1653	180	
	80+	2700	MacAdam 2step	SPHWAHDNC25YZW2D3	1405	154	
			MacAdam 3step	SPHWAHDNC25YZW3D3			
		3000	MacAdam 2step	SPHWAHDNC25YZV2D3	1476	162	
			MacAdam 3step	SPHWAHDNC25YZV3D3			
		3500	MacAdam 2step	SPHWAHDNC25YZU2D3	1519	166	
			MacAdam 3step	SPHWAHDNC25YZU3D3			
	4000	MacAdam 2step	SPHWAHDNC25Yzt2D3	1550	170		
		MacAdam 3step	SPHWAHDNC25Yzt3D3				
	90+	5000	MacAdam 3step	SPHWAHDNC25YZR3D3	1563	171	
			MacAdam 3step	SPHWAHDNC25YzQ3D3			
		6500	MacAdam 3step	SPHWAHDNC25YZP3D3	1550	170	
			MacAdam 2step	SPHWAHDNC27YZW2D3			
		2700	MacAdam 3step	SPHWAHDNC27YZW3D3			
			3000	MacAdam 2step	SPHWAHDNC27YZV2D3	1264	
		MacAdam 3step		SPHWAHDNC27YZV3D3			
3500		MacAdam 2step	SPHWAHDNC27YZU2D3	1302	143		
		MacAdam 3step	SPHWAHDNC27YZU3D3				
4000		MacAdam 2step	SPHWAHDNC27Yzt2D3	1329	146		
		MacAdam 3step	SPHWAHDNC27Yzt3D3				
5000		MacAdam 3step	SPHWAHDNC27YZR3D3	1340	147		
	MacAdam 3step	SPHWAHDND23YZV3D3	2094			171	
70+	4000	MacAdam 3step		SPHWAHDND23Yzt3D3	2133		174
	5000	MacAdam 3step	SPHWAHDND23YZR3D3	2171	177		
	2700	MacAdam 2step	SPHWAHDND25YZW2D3	1845	152		
MacAdam 3step		SPHWAHDND25YZW3D3					
80+	3000	MacAdam 2step	SPHWAHDND25YZV2D3	1939	159		
		MacAdam 3step	SPHWAHDND25YZV3D3				
	3500	MacAdam 2step	SPHWAHDND25YZU2D3	1996	164		
		MacAdam 3step	SPHWAHDND25YZU3D3				
	4000	MacAdam 2step	SPHWAHDND25Yzt2D3	2036	167		
		MacAdam 3step	SPHWAHDND25Yzt3D3				
5000	MacAdam 3step	SPHWAHDND25YZR3D3	2053	169			
	MacAdam 3step	SPHWAHDND25YzQ3D3					
90+	6500	MacAdam 3step	SPHWAHDND25YZP3D3	2036	167		
		MacAdam 2step	SPHWAHDND27YZW2D3			1579	130
	2700	MacAdam 3step	SPHWAHDND27YZW3D3				
		3000	MacAdam 2step	SPHWAHDND27YZV2D3	1661	137	
	MacAdam 3step		SPHWAHDND27YZV3D3				
	3500	MacAdam 2step	SPHWAHDND27YZU2D3	1710	141		
		MacAdam 3step	SPHWAHDND27YZU3D3				
	4000	MacAdam 2step	SPHWAHDND27Yzt2D3	1745	143		
		MacAdam 3step	SPHWAHDND27Yzt3D3				
	5000	MacAdam 3step	SPHWAHDND27YZR3D3	1760	145		

Chip-on-Board LEDs

Component

Product	CRI	CCT (K)	Color rank	Part Number	T _j =85°C		I _F (mA) V _F (V)
					Luminous Flux Typ. (lm)	Luminous Efficacy Typ. (lm/W)	
 LC016D Gen 3	70+	3000	MacAdam 3step	SPHWAHDNE23YZV3D3	2697	176	450mA 33.8V
		4000	MacAdam 3step	SPHWAHDNE23Yzt3D3	2747	180	
		5000	MacAdam 3step	SPHWAHDNE23YZR3D3	2797	183	
	80+	2700	MacAdam 2step	SPHWAHDNE25YZW2D3	2376	156	
			MacAdam 3step	SPHWAHDNE25YZW3D3			
		3000	MacAdam 2step	SPHWAHDNE25YZV2D3	2497	164	
			MacAdam 3step	SPHWAHDNE25YZV3D3			
		3500	MacAdam 2step	SPHWAHDNE25YZU2D3	2570	169	
			MacAdam 3step	SPHWAHDNE25YZU3D3			
	4000	MacAdam 2step	SPHWAHDNE25Yzt2D3	2622	172		
		MacAdam 3step	SPHWAHDNE25Yzt3D3				
	90+	5000	MacAdam 3step	SPHWAHDNE25YZR3D3	2644	174	
			MacAdam 3step	SPHWAHDNE25YzQ3D3			
		6500	MacAdam 3step	SPHWAHDNE25YZP3D3	2622	172	
			MacAdam 2step	SPHWAHDNE27YZW2D3			
		2700	MacAdam 3step	SPHWAHDNE27YZW3D3			
			3000	MacAdam 2step	SPHWAHDNE27YZV2D3	2139	
		MacAdam 3step		SPHWAHDNE27YZV3D3			
3500		MacAdam 2step	SPHWAHDNE27YZU2D3	2203	145		
		MacAdam 3step	SPHWAHDNE27YZU3D3				
4000		MacAdam 2step	SPHWAHDNE27Yzt2D3	2248	148		
		MacAdam 3step	SPHWAHDNE27Yzt3D3				
5000		MacAdam 3step	SPHWAHDNE27YZR3D3	2267	149		
	MacAdam 3step	SPHWAHDNF23YZV3D3	3220			175	
70+	4000	MacAdam 3step		SPHWAHDNF23Yzt3D3	3280		179
	5000	MacAdam 3step	SPHWAHDNF23YZR3D3	3339	182		
	2700	MacAdam 2step	SPHWAHDNF25YZW2D3	2837	155		
MacAdam 3step		SPHWAHDNF25YZW3D3					
80+	3000	MacAdam 2step	SPHWAHDNF25YZV2D3	2982	163		
		MacAdam 3step	SPHWAHDNF25YZV3D3				
	3500	MacAdam 2step	SPHWAHDNF25YZU2D3	3069	168		
		MacAdam 3step	SPHWAHDNF25YZU3D3				
	4000	MacAdam 2step	SPHWAHDNF25Yzt2D3	3130	171		
		MacAdam 3step	SPHWAHDNF25Yzt3D3				
5000	MacAdam 3step	SPHWAHDNF25YZR3D3	3157	173			
	MacAdam 3step	SPHWAHDNF25YzQ3D3					
90+	6500	MacAdam 3step	SPHWAHDNF25YZP3D3	3130	171		
		MacAdam 2step	SPHWAHDNF27YZW2D3			2428	133
	2700	MacAdam 3step	SPHWAHDNF27YZW3D3				
		3000	MacAdam 2step	SPHWAHDNF27YZV2D3	2554	140	
	MacAdam 3step		SPHWAHDNF27YZV3D3				
	3500	MacAdam 2step	SPHWAHDNF27YZU2D3	2630	144		
		MacAdam 3step	SPHWAHDNF27YZU3D3				
	4000	MacAdam 2step	SPHWAHDNF27Yzt2D3	2684	147		
		MacAdam 3step	SPHWAHDNF27Yzt3D3				
	5000	MacAdam 3step	SPHWAHDNF27YZR3D3	2707	148		

Chip-on-Board LEDs

Component

Product	CRI	CCT (K)	Color rank	Part Number	T _j =85°C		I _F (mA) V _F (V)
					Luminous Flux Typ. (lm)	Luminous Efficacy Typ. (lm/W)	
LC026D Gen 3	70+	3000	MacAdam 3step	SPHWAHDNG23YZV3D3	4230	174	720mA 33.8V
		4000	MacAdam 3step	SPHWAHDNG23YZT3D3	4308	177	
		5000	MacAdam 3step	SPHWAHDNG23YZR3D3	4387	180	
		2700	MacAdam 2step	SPHWAHDNG25YZW2D3	3727	153	
			MacAdam 3step	SPHWAHDNG25YZW3D3			
		3000	MacAdam 2step	SPHWAHDNG25YZV2D3	3917	161	
	MacAdam 3step		SPHWAHDNG25YZV3D3				
	80+	3500	MacAdam 2step	SPHWAHDNG25YZU2D3	4032	166	
			MacAdam 3step	SPHWAHDNG25YZU3D3			
		4000	MacAdam 2step	SPHWAHDNG25YZT2D3	4112	169	
			MacAdam 3step	SPHWAHDNG25YZT3D3			
		5000	MacAdam 3step	SPHWAHDNG25YZR3D3	4147	170	
5700		MacAdam 3step	SPHWAHDNG25YZQ3D3	4147	170		
6500	MacAdam 3step	SPHWAHDNG25YZP3D3	4112	169			
LC033D Gen 3	70+	2700	MacAdam 2step	SPHWAHDNG27YZW2D3	3190	131	900mA 33.8V
		MacAdam 3step	SPHWAHDNG27YZW3D3				
		3000	MacAdam 2step	SPHWAHDNG27YZV2D3	3355	138	
			MacAdam 3step	SPHWAHDNG27YZV3D3			
		3500	MacAdam 2step	SPHWAHDNG27YZU2D3	3455	142	
			MacAdam 3step	SPHWAHDNG27YZU3D3			
	4000	MacAdam 2step	SPHWAHDNG27YZT2D3	3526	145		
		MacAdam 3step	SPHWAHDNG27YZT3D3				
	80+	5000	MacAdam 3step	SPHWAHDNG27YZR3D3	3556	146	
		3000	MacAdam 3step	SPHWAHDNH23YZV3D3	5235	172	
		4000	MacAdam 3step	SPHWAHDNH23YZT3D3	5332	175	
		5000	MacAdam 3step	SPHWAHDNH23YZR3D3	5429	178	
2700		MacAdam 2step	SPHWAHDNH25YZW2D3	4612	152		
		MacAdam 3step	SPHWAHDNH25YZW3D3				
90+	3000	MacAdam 2step	SPHWAHDNH25YZV2D3	4847	159		
		MacAdam 3step	SPHWAHDNH25YZV3D3				
	3500	MacAdam 2step	SPHWAHDNH25YZU2D3	4989	164		
		MacAdam 3step	SPHWAHDNH25YZU3D3				
	4000	MacAdam 2step	SPHWAHDNH25YZT2D3	5089	167		
		MacAdam 3step	SPHWAHDNH25YZT3D3				
5000	MacAdam 3step	SPHWAHDNH25YZR3D3	5132	169			
5700	MacAdam 3step	SPHWAHDNH25YZQ3D3	5132	169			
6500	MacAdam 3step	SPHWAHDNH25YZP3D3	5089	167			
LC040D Gen 3	70+	2700	MacAdam 2step	SPHWAHDNH27YZW2D3	3947	130	1620mA 50.7V
		MacAdam 3step	SPHWAHDNH27YZW3D3				
		3000	MacAdam 2step	SPHWAHDNH27YZV2D3	4152	136	
			MacAdam 3step	SPHWAHDNH27YZV3D3			
		3500	MacAdam 2step	SPHWAHDNH27YZU2D3	4276	141	
			MacAdam 3step	SPHWAHDNH27YZU3D3			
	4000	MacAdam 2step	SPHWAHDNH27YZT2D3	4364	143		
		MacAdam 3step	SPHWAHDNH27YZT3D3				
	80+	5000	MacAdam 3step	SPHWAHDNH27YZR3D3	4401	145	
		3000	MacAdam 3step	SPHWAHDNL231ZV3D3	9518	174	
		4000	MacAdam 3step	SPHWAHDNL231ZT3D3	9694	177	
		5000	MacAdam 3step	SPHWAHDNL231ZR3D3	9870	180	
2700		MacAdam 2step	SPHWAHDNL251ZW2D3	8386	153		
		MacAdam 3step	SPHWAHDNL251ZW3D3				
90+	3000	MacAdam 2step	SPHWAHDNL251ZV2D3	8813	161		
		MacAdam 3step	SPHWAHDNL251ZV3D3				
	3500	MacAdam 2step	SPHWAHDNL251ZU2D3	9071	166		
		MacAdam 3step	SPHWAHDNL251ZU3D3				
	4000	MacAdam 2step	SPHWAHDNL251ZT2D3	9253	169		
		MacAdam 3step	SPHWAHDNL251ZT3D3				
5000	MacAdam 3step	SPHWAHDNL251ZR3D3	9330	170			
5700	MacAdam 3step	SPHWAHDNL251ZQ3D3	9330	170			
6500	MacAdam 3step	SPHWAHDNL251ZP3D3	9253	169			
LC060D Gen 3	70+	2700	MacAdam 2step	SPHWAHDNL271ZW2D3	7177	131	1620mA 50.7V
		MacAdam 3step	SPHWAHDNL271ZW3D3				
		3000	MacAdam 2step	SPHWAHDNL271ZV2D3	7549	138	
			MacAdam 3step	SPHWAHDNL271ZV3D3			
		3500	MacAdam 2step	SPHWAHDNL271ZU2D3	7774	142	
			MacAdam 3step	SPHWAHDNL271ZU3D3			
	4000	MacAdam 2step	SPHWAHDNL271ZT2D3	7934	145		
		MacAdam 3step	SPHWAHDNL271ZT3D3				
	5000	MacAdam 3step	SPHWAHDNL271ZR3D3	8002	146		
	80+	3000	MacAdam 3step	SPHWAHDNM231ZV3D3	14115	172	
		4000	MacAdam 3step	SPHWAHDNM231ZT3D3	14376	175	
		5000	MacAdam 3step	SPHWAHDNM231ZR3D3	14637	178	
2700		MacAdam 2step	SPHWAHDNM251ZW2D3	12437	151		
		MacAdam 3step	SPHWAHDNM251ZW3D3				
3000		MacAdam 2step	SPHWAHDNM251ZV2D3	13069	159		
	MacAdam 3step	SPHWAHDNM251ZV3D3					
90+	3500	MacAdam 2step	SPHWAHDNM251ZU2D3	13452	164		
		MacAdam 3step	SPHWAHDNM251ZU3D3				
	4000	MacAdam 2step	SPHWAHDNM251ZT2D3	13721	167		
		MacAdam 3step	SPHWAHDNM251ZT3D3				
	5000	MacAdam 3step	SPHWAHDNM251ZR3D3	13836	168		
	5700	MacAdam 3step	SPHWAHDNM251ZQ3D3	13836	168		
6500	MacAdam 3step	SPHWAHDNM251ZP3D3	13721	167			
LC080D Gen 3	70+	2700	MacAdam 2step	SPHWAHDNM271ZW2D3	10643	130	1620mA 50.7V
		MacAdam 3step	SPHWAHDNM271ZW3D3				
		3000	MacAdam 2step	SPHWAHDNM271ZV2D3	11195	136	
			MacAdam 3step	SPHWAHDNM271ZV3D3			
		3500	MacAdam 2step	SPHWAHDNM271ZU2D3	11529	140	
			MacAdam 3step	SPHWAHDNM271ZU3D3			
	4000	MacAdam 2step	SPHWAHDNM271ZT2D3	11766	143		
		MacAdam 3step	SPHWAHDNM271ZT3D3				
	5000	MacAdam 3step	SPHWAHDNM271ZR3D3	11867	144		

Chip-on-Board LEDs

Component

Product	CRI	CCT (K)	Color rank	Part Number	T _j =85°C		I _F (mA) V _F (V)
					Luminous Flux Typ. (lm)	Luminous Efficacy Typ. (lm/W)	
LC040D Gen 3	70+	3000	MacAdam 3step	SPHWAHDNK23YZV3D3	6440	176	1080mA 33.8V
		4000	MacAdam 3step	SPHWAHDNK23YZT3D3	6560	180	
		5000	MacAdam 3step	SPHWAHDNK23YZR3D3	6679	183	
		2700	MacAdam 2step	SPHWAHDNK25YZW2D3	5675	155	
			MacAdam 3step	SPHWAHDNK25YZW3D3			
		3000	MacAdam 2step	SPHWAHDNK25YZV2D3	5963	163	
	MacAdam 3step		SPHWAHDNK25YZV3D3				
	80+	3500	MacAdam 2step	SPHWAHDNK25YZU2D3	6138	168	
			MacAdam 3step	SPHWAHDNK25YZU3D3			
		4000	MacAdam 2step	SPHWAHDNK25YZT2D3	6261	172	
			MacAdam 3step	SPHWAHDNK25YZT3D3			
		5000	MacAdam 3step	SPHWAHDNK25YZR3D3	6313	173	
5700		MacAdam 3step	SPHWAHDNK25YZQ3D3	6313	173		
6500	MacAdam 3step	SPHWAHDNK25YZP3D3	6261	172			
LC060D Gen 3	70+	2700	MacAdam 2step	SPHWAHDNK27YZW2D3	4856	133	1080mA 50.7V
		MacAdam 3step	SPHWAHDNK27YZW3D3				
		3000	MacAdam 2step	SPHWAHDNK27YZV2D3	5108	140	
			MacAdam 3step	SPHWAHDNK27YZV3D3			
		3500	MacAdam 2step	SPHWAHDNK27YZU2D3	5260	144	
			MacAdam 3step	SPHWAHDNK27YZU3D3			
	4000	MacAdam 2step	SPHWAHDNK27YZT2D3	5369	147		
		MacAdam 3step	SPHWAHDNK27YZT3D3				
	5000	MacAdam 3step	SPHWAHDNK27YZR3D3	5415	148		
	80+	3000	MacAdam 3step	SPHWAHDNL231ZV3D3	9518	174	
			MacAdam 3step	SPHWAHDNL231ZT3D3	9694	177	
		3500	MacAdam 3step	SPHWAHDNL231ZR3D3	9870	180	
MacAdam 2step			SPHWAHDNL251ZW2D3	8386	153		
4000		MacAdam 3step	SPHWAHDNL251ZW3D3				
		MacAdam 2step	SPHWAHDNL251ZV2D3	8813	161		
90+	3500	MacAdam 3step	SPHWAHDNL251ZV3D3	8813	161		
		MacAdam 2step	SPHWAHDNL251ZU2D3	9071	166		
	4000	MacAdam 3step	SPHWAHDNL251ZU3D3				
		MacAdam 2step	SPHWAHDNL251ZT2D3	9253	169		
	5000	MacAdam 3step	SPHWAHDNL251ZT3D3				
		MacAdam 3step	SPHWAHDNL251ZR3D3	9330	170		
LC080D Gen 3	70+	5700	MacAdam 3step	SPHWAHDNL251ZQ3D3	9330	170	1620mA 50.7V
		6500	MacAdam 3step	SPHWAHDNL251ZP3D3	9253	169	
		2700	MacAdam 2step	SPHWAHDNL271ZW2D3	7177	131	
			MacAdam 3step	SPHWAHDNL271ZW3D3			
		3000	MacAdam 2step	SPHWAHDNL271ZV2D3	7549	138	
			MacAdam 3step	SPHWAHDNL271ZV3D3			
	3500	MacAdam 2step	SPHWAHDNL271ZU2D3	7774	142		
		MacAdam 3step	SPHWAHDNL271ZU3D3				
	4000	MacAdam 2step	SPHWAHDNL271ZT2D3	7934	145		
		MacAdam 3step	SPHWAHDNL271ZT3D3				
	5000	MacAdam 3step	SPHWAHDNL271ZR3D3	8002	146		
	80+	3000	MacAdam 3step	SPHWAHDNM231ZV3D3	14115	172	
4000		MacAdam 3step	SPHWAHDNM231ZT3D3	14376	175		
5000		MacAdam 3step	SPHWAHDNM231ZR3D3	14637	178		
2700		MacAdam 2step	SPHWAHDNM251ZW2D3	12437	151		
		MacAdam 3step	SPHWAHDNM251ZW3D3				
3000		MacAdam 2step	SPHWAHDNM251ZV2D3	13069	159		
	MacAdam 3step	SPHWAHDNM251ZV3D3					
90+	3500	MacAdam 2step	SPHWAHDNM251ZU2D3	13452	164		
		MacAdam 3step	SPHWAHDNM251ZU3D3				
	4000	MacAdam 2step	SPHWAHDNM251ZT2D3	13721	167		
		MacAdam 3step	SPHWAHDNM251ZT3D3				
	5000	MacAdam 3step	SPHWAHDNM251ZR3D3	13836	168		
	5700	MacAdam 3step	SPHWAHDNM251ZQ3D3	13836	168		
6500	MacAdam 3step	SPHWAHDNM251ZP3D3	13721	167			

D-series Gen 2

Full line-up for various applications: MR/PAR, spotlights, downlights & high bay lights



- Industry-leading light efficacy in COB lineups
- Better thermal resistance than Gen 1
- High reliability satisfying DLC Premium standards
- Completed 6,000 hours of LM-80 testing

T _J =85°C	LC003D Gen 2	LC006D Gen 2	LC009D Gen 2	LC013D Gen 2	LC016D Gen 2	LC019D Gen 2	LC026D Gen 2	LC033D Gen 2	LC040D Gen 2	LC060D Gen 2	LC080D Gen 2	
LES	9.8mm			14.5mm				22 mm				
Typical	34.6 V											
	3.1 W (90 mA)	6.2 W (180 mA)	9.4 W (270 mA)	12.5 W (360 mA)	15.6 W (450 mA)	18.7 W (540 mA)	24.9 W (720 mA)	31.1 W (900 mA)	37.4 W (1080 mA)	56.1 W (1080 mA)	84.2 W (1620 mA)	
Max.	8.6 W (230 mA)	17.2 W (460 mA)	25.9 W (690 mA)	34.5 W (920 mA)	43.1 W (1150 mA)	51.8 W (1380 mA)	69 W (1840 mA)	86.2 W (2300 mA)	103.5 W (2760 mA)	143.4 W (2760 mA)	215 W (4140 mA)	
Dimension												
	13.5mm x 13.5mm			19mm x 19mm				28mm x 28mm				
	Size	13.5mm x 13.5mm			19mm x 19mm				28mm x 28mm			

Product	CRI	CCT (K)	Color rank	Part Number	T _J =85°C		I _F (mA)	V _F (V)
					Luminous Flux Typ. (lm)	Luminous Efficacy Typ. (lm/W)		
 LC003D Gen 2	80+	2700	MacAdam 2step	SPHWAHDNA25YZW2D2	459	147	90mA	34.6V
			MacAdam 3step	SPHWAHDNA25YZW3D2				
		3000	MacAdam 2step	SPHWAHDNA25YZV2D2	483	155		
			MacAdam 3step	SPHWAHDNA25YZV3D2				
		3500	MacAdam 2step	SPHWAHDNA25YZU2D2	501	161		
			MacAdam 3step	SPHWAHDNA25YZU3D2				
	4000	MacAdam 2step	SPHWAHDNA25YZT2D2	507	163			
		MacAdam 3step	SPHWAHDNA25YZT3D2					
	90+	5000	MacAdam 3step	SPHWAHDNA25YZR3D2	513	165		
			MacAdam 3step	SPHWAHDNA25YZQ3D2				
		6500	MacAdam 3step	SPHWAHDNA25YZP3D2	507	163		
			MacAdam 3step	SPHWAHDNA27YZW2D2				
2700		MacAdam 3step	SPHWAHDNA27YZW3D2	388	125			
		MacAdam 2step	SPHWAHDNA27YZV2D2					
3000	MacAdam 3step	SPHWAHDNA27YZV3D2	406	130				
	MacAdam 2step	SPHWAHDNA27YZU2D2						
3500	MacAdam 3step	SPHWAHDNA27YZU3D2	419	135				
	MacAdam 2step	SPHWAHDNA27YZT2D2						
4000	MacAdam 3step	SPHWAHDNA27YZT3D2	427	137				
	MacAdam 3step	SPHWAHDNA27YZR3D2						
5000	MacAdam 3step	SPHWAHDNA27YZR3D2	430	138				
	MacAdam 3step	SPHWAHDNB25YZW2D2						
 LC006D Gen 2	80+	2700	MacAdam 3step	SPHWAHDNB25YZW3D2	924	148	180mA	34.6V
			MacAdam 2step	SPHWAHDNB25YZV2D2				
		3000	MacAdam 3step	SPHWAHDNB25YZV3D2	971	156		
			MacAdam 2step	SPHWAHDNB25YZU2D2				
		3500	MacAdam 3step	SPHWAHDNB25YZU3D2	1001	161		
			MacAdam 2step	SPHWAHDNB25YZT2D2				
	4000	MacAdam 3step	SPHWAHDNB25YZT3D2	1024	164			
		MacAdam 3step	SPHWAHDNB25YZR3D2					
	5000	MacAdam 3step	SPHWAHDNB25YZR3D2	1030	165			
		MacAdam 3step	SPHWAHDNB25YZQ3D2					
	6500	MacAdam 3step	SPHWAHDNB25YZP3D2	1018	163			
		MacAdam 2step	SPHWAHDNB27YZW2D2					
2700	MacAdam 3step	SPHWAHDNB27YZW3D2	786	126				
	MacAdam 2step	SPHWAHDNB27YZV2D2						
3000	MacAdam 3step	SPHWAHDNB27YZV3D2	824	132				
	MacAdam 2step	SPHWAHDNB27YZU2D2						
3500	MacAdam 3step	SPHWAHDNB27YZU3D2	853	137				
	MacAdam 2step	SPHWAHDNB27YZT2D2						
4000	MacAdam 3step	SPHWAHDNB27YZT3D2	870	140				
	MacAdam 3step	SPHWAHDNB27YZR3D2						
5000	MacAdam 3step	SPHWAHDNB27YZR3D2	874	140				



Chip-on-Board LEDs

Component

Product	CRI	CCT (K)	Color rank	Part Number	T _j =85°C		I _F (mA) V _F (V)
					Luminous Flux Typ. (lm)	Luminous Efficacy Typ. (lm/W)	
 LC009D Gen 2	70+	3000	MacAdam 3step	SPHWAHDNC23YZV3D2	1578	161	270mA 34.6V
		4000	MacAdam 3step	SPHWAHDNC23YZT3D2	1654	169	
		5000	MacAdam 3step	SPHWAHDNC23YZR3D2	1707	174	
	80+	2700	MacAdam 2step	SPHWAHDNC25YZW2D2	1342	144	
			MacAdam 3step	SPHWAHDNC25YZW3D2			
		3000	MacAdam 2step	SPHWAHDNC25YZV2D2	1418	152	
			MacAdam 3step	SPHWAHDNC25YZV3D2			
		3500	MacAdam 2step	SPHWAHDNC25YZU2D2	1459	156	
			MacAdam 3step	SPHWAHDNC25YZU3D2			
	4000	MacAdam 2step	SPHWAHDNC25YZT2D2	1494	160		
		MacAdam 3step	SPHWAHDNC25YZT3D2				
	90+	5000	MacAdam 3step	SPHWAHDNC25YZR3D2	1506	161	
			MacAdam 3step	SPHWAHDNC25YZQ3D2			
			MacAdam 3step	SPHWAHDNC25YZP3D2			
		2700	MacAdam 2step	SPHWAHDNC27YZW2D2	1152	123	
MacAdam 3step			SPHWAHDNC27YZW3D2				
3000		MacAdam 2step	SPHWAHDNC27YZV2D2	1206	129		
		MacAdam 3step	SPHWAHDNC27YZV3D2				
3500		MacAdam 2step	SPHWAHDNC27YZU2D2	1245	133		
		MacAdam 3step	SPHWAHDNC27YZU3D2				
4000	MacAdam 2step	SPHWAHDNC27YZT2D2	1273	136			
	MacAdam 3step	SPHWAHDNC27YZT3D2					
5000	MacAdam 3step	SPHWAHDNC27YZR3D2	1278	137			
70+	3000	MacAdam 3step	SPHWAHDND23YZV3D2	2106	161		
	4000	MacAdam 3step	SPHWAHDND23YZT3D2	2173	166		
	5000	MacAdam 3step	SPHWAHDND23YZR3D2	2207	169		
 LC013D Gen 2	70+	2700	MacAdam 2step	SPHWAHDND25YZW2D2	1764	142	
			MacAdam 3step	SPHWAHDND25YZW3D2			
		3000	MacAdam 2step	SPHWAHDND25YZV2D2	1857	149	
	MacAdam 3step		SPHWAHDND25YZV3D2				
	3500	MacAdam 2step	SPHWAHDND25YZU2D2	1915	154		
		MacAdam 3step	SPHWAHDND25YZU3D2				
	4000	MacAdam 2step	SPHWAHDND25YZT2D2	1950	157		
		MacAdam 3step	SPHWAHDND25YZT3D2				
	80+	5000	MacAdam 3step	SPHWAHDND25YZR3D2	1967	158	
		5700	MacAdam 3step	SPHWAHDND25YZQ3D2	1967	158	
		6500	MacAdam 3step	SPHWAHDND25YZP3D2	1938	156	
	90+	2700	MacAdam 2step	SPHWAHDND27YZW2D2	1509	121	
			MacAdam 3step	SPHWAHDND27YZW3D2			
		3000	MacAdam 2step	SPHWAHDND27YZV2D2	1580	127	
			MacAdam 3step	SPHWAHDND27YZV3D2			
3500		MacAdam 2step	SPHWAHDND27YZU2D2	1635	131		
		MacAdam 3step	SPHWAHDND27YZU3D2				
4000		MacAdam 2step	SPHWAHDND27YZT2D2	1670	134		
		MacAdam 3step	SPHWAHDND27YZT3D2				
5000		MacAdam 3step	SPHWAHDND27YZR3D2	1674	134		


Chip-on-Board LEDs

Component

Product	CRI	CCT (K)	Color rank	Part Number	T _j =85°C		I _F (mA) V _F (V)
					Luminous Flux Typ. (lm)	Luminous Efficacy Typ. (lm/W)	
 LC016D Gen 2	70+	3000	MacAdam 3step	SPHWAHDNE23YZV3D2	2617	168	450mA 34.6V
		4000	MacAdam 3step	SPHWAHDNE23YZT3D2	2701	173	
		5000	MacAdam 3step	SPHWAHDNE23YZR3D2	2742	176	
	80+	2700	MacAdam 2step	SPHWAHDNE25YZW2D2	2293	147	
			MacAdam 3step	SPHWAHDNE25YZW3D2			
		3000	MacAdam 2step	SPHWAHDNE25YZV2D2	2423	156	
			MacAdam 3step	SPHWAHDNE25YZV3D2			
		3500	MacAdam 2step	SPHWAHDNE25YZU2D2	2513	161	
			MacAdam 3step	SPHWAHDNE25YZU3D2			
	4000	MacAdam 2step	SPHWAHDNE25YZT2D2	2558	164		
		MacAdam 3step	SPHWAHDNE25YZT3D2				
	90+	5000	MacAdam 3step	SPHWAHDNE25YZR3D2	2581	166	
			MacAdam 3step	SPHWAHDNE25YZQ3D2			
			MacAdam 3step	SPHWAHDNE25YZP3D2			
		2700	MacAdam 2step	SPHWAHDNE27YZW2D2	1967	126	
MacAdam 3step			SPHWAHDNE27YZW3D2				
3000		MacAdam 2step	SPHWAHDNE27YZV2D2	2084	134		
		MacAdam 3step	SPHWAHDNE27YZV3D2				
3500		MacAdam 2step	SPHWAHDNE27YZU2D2	2146	138		
		MacAdam 3step	SPHWAHDNE27YZU3D2				
4000	MacAdam 2step	SPHWAHDNE27YZT2D2	2189	141			
	MacAdam 3step	SPHWAHDNE27YZT3D2					
5000	MacAdam 3step	SPHWAHDNE27YZR3D2	2209	142			
70+	3000	MacAdam 3step	SPHWAHDNF23YZV3D2	3107	166		
	4000	MacAdam 3step	SPHWAHDNF23YZT3D2	3207	172		
	5000	MacAdam 3step	SPHWAHDNF23YZR3D2	3256	174		
 LC019D Gen 2	70+	2700	MacAdam 2step	SPHWAHDNF25YZW2D2	2728	146	
			MacAdam 3step	SPHWAHDNF25YZW3D2			
		3000	MacAdam 2step	SPHWAHDNF25YZV2D2	2877	154	
	MacAdam 3step		SPHWAHDNF25YZV3D2				
	3500	MacAdam 2step	SPHWAHDNF25YZU2D2	2965	159		
		MacAdam 3step	SPHWAHDNF25YZU3D2				
	4000	MacAdam 2step	SPHWAHDNF25YZT2D2	3026	162		
		MacAdam 3step	SPHWAHDNF25YZT3D2				
	80+	5000	MacAdam 3step	SPHWAHDNF25YZR3D2	3059	164	
		5700	MacAdam 3step	SPHWAHDNF25YZQ3D2	3059	164	
		6500	MacAdam 3step	SPHWAHDNF25YZP3D2	3026	162	
	90+	2700	MacAdam 2step	SPHWAHDNF27YZW2D2	2336	125	
			MacAdam 3step	SPHWAHDNF27YZW3D2			
		3000	MacAdam 2step	SPHWAHDNF27YZV2D2	2449	131	
			MacAdam 3step	SPHWAHDNF27YZV3D2			
3500		MacAdam 2step	SPHWAHDNF27YZU2D2	2539	136		
		MacAdam 3step	SPHWAHDNF27YZU3D2				
4000		MacAdam 2step	SPHWAHDNF27YZT2D2	2594	139		
		MacAdam 3step	SPHWAHDNF27YZT3D2				
5000		MacAdam 3step	SPHWAHDNF27YZR3D2	2596	139		


Chip-on-Board LEDs

Component

Product	CRI	CCT (K)	Color rank	Part Number	T _j =85°C		I _F (mA) V _F (V)
					Luminous Flux Typ. (lm)	Luminous Efficacy Typ. (lm/W)	
 LC026D Gen 2	70+	3000	MacAdam 3step	SPHWHHDNG23YZV3D2	4063	163	720mA 34.6V
		4000	MacAdam 3step	SPHWHHDNG23YZT3D2	4193	168	
		5000	MacAdam 3step	SPHWHHDNG23YZR3D2	4258	171	
	80+	2700	MacAdam 2step	SPHWHHDNG25YZW2D2	3580	144	
			MacAdam 3step	SPHWHHDNG25YZW3D2			
		3000	MacAdam 2step	SPHWHHDNG25YZV2D2	3762	151	
			MacAdam 3step	SPHWHHDNG25YZV3D2			
		3500	MacAdam 2step	SPHWHHDNG25YZU2D2	3872	155	
			MacAdam 3step	SPHWHHDNG25YZU3D2			
	4000	MacAdam 2step	SPHWHHDNG25YZT2D2	3950	159		
		MacAdam 3step	SPHWHHDNG25YZT3D2				
	90+	5000	MacAdam 3step	SPHWHHDNG25YZR3D2	3983	160	
5700		MacAdam 3step	SPHWHHDNG25YZQ3D2	3983	160		
6500		MacAdam 3step	SPHWHHDNG25YZP3D2	3950	159		
2700		MacAdam 2step	SPHWHHDNG27YZW2D2	3064	123		
		MacAdam 3step	SPHWHHDNG27YZW3D2				
3000		MacAdam 2step	SPHWHHDNG27YZV2D2	3223	129		
		MacAdam 3step	SPHWHHDNG27YZV3D2				
3500		MacAdam 2step	SPHWHHDNG27YZU2D2	3319	133		
		MacAdam 3step	SPHWHHDNG27YZU3D2				
4000		MacAdam 2step	SPHWHHDNG27YZT2D2	3387	136		
		MacAdam 3step	SPHWHHDNG27YZT3D2				
5000		MacAdam 3step	SPHWHHDNG27YZR3D2	3416	137		
70+	3000	MacAdam 3step	SPHWHHDNH23YZV3D2	5014	161		
	4000	MacAdam 3step	SPHWHHDNH23YZT3D2	5175	166		
	5000	MacAdam 3step	SPHWHHDNH23YZR3D2	5255	169		
	2700	MacAdam 2step	SPHWHHDNH25YZW2D2	4418	142		
		MacAdam 3step	SPHWHHDNH25YZW3D2				
	3000	MacAdam 2step	SPHWHHDNH25YZV2D2	4643	149		
	MacAdam 3step	SPHWHHDNH25YZV3D2					
80+	3500	MacAdam 2step	SPHWHHDNH25YZU2D2	4779	153		
		MacAdam 3step	SPHWHHDNH25YZU3D2				
	4000	MacAdam 2step	SPHWHHDNH25YZT2D2	4875	157		
		MacAdam 3step	SPHWHHDNH25YZT3D2				
	5000	MacAdam 3step	SPHWHHDNH25YZR3D2	4916	158		
	5700	MacAdam 3step	SPHWHHDNH25YZQ3D2	4916	158		
6500	MacAdam 3step	SPHWHHDNH25YZP3D2	4875	157			
90+	2700	MacAdam 2step	SPHWHHDNH27YZW2D2	3781	121		
		MacAdam 3step	SPHWHHDNH27YZW3D2				
	3000	MacAdam 2step	SPHWHHDNH27YZV2D2	3977	128		
		MacAdam 3step	SPHWHHDNH27YZV3D2				
	3500	MacAdam 2step	SPHWHHDNH27YZU2D2	4096	132		
		MacAdam 3step	SPHWHHDNH27YZU3D2				
	4000	MacAdam 2step	SPHWHHDNH27YZT2D2	4180	134		
		MacAdam 3step	SPHWHHDNH27YZT3D2				
	5000	MacAdam 3step	SPHWHHDNH27YZR3D2	4216	135		

Chip-on-Board LEDs

Component

Product	CRI	CCT (K)	Color rank	Part Number	T _j =85°C		I _F (mA) V _F (V)
					Luminous Flux Typ. (lm)	Luminous Efficacy Typ. (lm/W)	
 LC040D Gen 2	70+	3000	MacAdam 3step	SPHWHHDNK23YZV3D2	6304	169	1080mA 34.6V
		4000	MacAdam 3step	SPHWHHDNK23YZT3D2	6506	174	
		5000	MacAdam 3step	SPHWHHDNK23YZR3D2	6607	177	
	80+	2700	MacAdam 2step	SPHWHHDNK25YZW2D2	5547	148	
			MacAdam 3step	SPHWHHDNK25YZW3D2			
		3000	MacAdam 2step	SPHWHHDNK25YZV2D2	5837	156	
			MacAdam 3step	SPHWHHDNK25YZV3D2			
		3500	MacAdam 2step	SPHWHHDNK25YZU2D2	6016	161	
			MacAdam 3step	SPHWHHDNK25YZU3D2			
	4000	MacAdam 2step	SPHWHHDNK25YZT2D2	6146	164		
		MacAdam 3step	SPHWHHDNK25YZT3D2				
	5000	MacAdam 3step	SPHWHHDNK25YZR3D2	6175	165		
5700	MacAdam 3step	SPHWHHDNK25YZQ3D2	6205	166			
6500	MacAdam 3step	SPHWHHDNK25YZP3D2	6138	164			
90+	2700	MacAdam 2step	SPHWHHDNK27YZW2D2	4755	127		
		MacAdam 3step	SPHWHHDNK27YZW3D2				
	3000	MacAdam 2step	SPHWHHDNK27YZV2D2	5024	134		
		MacAdam 3step	SPHWHHDNK27YZV3D2				
	3500	MacAdam 2step	SPHWHHDNK27YZU2D2	5152	138		
		MacAdam 3step	SPHWHHDNK27YZU3D2				
4000	MacAdam 2step	SPHWHHDNK27YZT2D2	5266	141			
	MacAdam 3step	SPHWHHDNK27YZT3D2					
5000	MacAdam 3step	SPHWHHDNK27YZR3D2	5325	143			
70+	3000	MacAdam 3step	SPHWHHDNL231ZV3D2	9225	164		
	4000	MacAdam 3step	SPHWHHDNL231ZT3D2	9521	170		
	5000	MacAdam 3step	SPHWHHDNL231ZR3D2	9668	172		
	2700	MacAdam 2step	SPHWHHDNL251ZW2D2	8107	144		
		MacAdam 3step	SPHWHHDNL251ZW3D2				
	3000	MacAdam 2step	SPHWHHDNL251ZV2D2	8542	152		
	MacAdam 3step	SPHWHHDNL251ZV3D2					
80+	3500	MacAdam 2step	SPHWHHDNL251ZU2D2	8812	157		
		MacAdam 3step	SPHWHHDNL251ZU3D2				
	4000	MacAdam 2step	SPHWHHDNL251ZT2D2	8995	160		
		MacAdam 3step	SPHWHHDNL251ZT3D2				
	5000	MacAdam 3step	SPHWHHDNL251ZR3D2	9039	161		
	5700	MacAdam 3step	SPHWHHDNL251ZQ3D2	9084	162		
6500	MacAdam 3step	SPHWHHDNL251ZP3D2	8990	160			
90+	2700	MacAdam 2step	SPHWHHDNL271ZW2D2	6959	124		
		MacAdam 3step	SPHWHHDNL271ZW3D2				
	3000	MacAdam 2step	SPHWHHDNL271ZV2D2	7352	131		
		MacAdam 3step	SPHWHHDNL271ZV3D2				
	3500	MacAdam 2step	SPHWHHDNL271ZU2D2	7539	134		
		MacAdam 3step	SPHWHHDNL271ZU3D2				
4000	MacAdam 2step	SPHWHHDNL271ZT2D2	7706	137			
	MacAdam 3step	SPHWHHDNL271ZT3D2					
5000	MacAdam 3step	SPHWHHDNL271ZR3D2	7793	139			
70+	3000	MacAdam 3step	SPHWHHDNM231ZV3D2	13465	160		
	4000	MacAdam 3step	SPHWHHDNM231ZT3D2	13896	165		
	5000	MacAdam 3step	SPHWHHDNM231ZR3D2	14112	168		
80+	2700	MacAdam 2step	SPHWHHDNM251ZW2D2	11815	140		
		MacAdam 3step	SPHWHHDNM251ZW3D2				
	3000	MacAdam 2step	SPHWHHDNM251ZV2D2	12468	148		
		MacAdam 3step	SPHWHHDNM251ZV3D2				
	3500	MacAdam 2step	SPHWHHDNM251ZU2D2	12852	153		
		MacAdam 3step	SPHWHHDNM251ZU3D2				
4000	MacAdam 2step	SPHWHHDNM251ZT2D2	13123	156			
	MacAdam 3step	SPHWHHDNM251ZT3D2					
5000	MacAdam 3step	SPHWHHDNM251ZR3D2	13196	157			
5700	MacAdam 3step	SPHWHHDNM251ZQ3D2	13258	157			
6500	MacAdam 3step	SPHWHHDNM251ZP3D2	13121	156			
90+	2700	MacAdam 2step	SPHWHHDNM271ZW2D2	10157	121		
		MacAdam 3step	SPHWHHDNM271ZW3D2				
	3000	MacAdam 2step	SPHWHHDNM271ZV2D2	10731	127		
		MacAdam 3step	SPHWHHDNM271ZV3D2				
	3500	MacAdam 2step	SPHWHHDNM271ZU2D2	11004	131		
		MacAdam 3step	SPHWHHDNM271ZU3D2				
4000	MacAdam 2step	SPHWHHDNM271ZT2D2	11247	134			
	MacAdam 3step	SPHWHHDNM271ZT3D2					
5000	MacAdam 3step	SPHWHHDNM271ZR3D2	11375	135			

D-series Gen 1

Full line-up for various applications: MR/PAR, spot lights, downlights & flood lights

- Chip-on-Board (COB) solution makes it easy to design in
- Simple assembly reduces manufacturing & tooling cost
- Low thermal resistance
- Completed 6,000 hours of LM-80 testing

T _J =85°C	LC003D Gen 1	LC006D Gen 1	LC009D Gen 1	LC013D Gen 1	LC016D Gen 1	LC019D Gen 1	LC026D Gen 1	LC040D Gen 1	LC060D Gen 1	LC080D Gen 1	
LES	9.8mm			14.5mm			22 mm				
Typical	34.6 V							52 V			
	3.1 W (90 mA)	6.2 W (180 mA)	9.4 W (270 mA)	12.5 W (360 mA)	15.6 W (450 mA)	18.7 W (540 mA)	24.9 W (720 mA)	37.4 W (1080 mA)	56.1 W (1080 mA)	84.2 W (1620 mA)	
Max.	8.6 W (230 mA)	17.2 W (460 mA)	25.9 W (690 mA)	34.5 W (920 mA)	43.1 W (1150 mA)	51.8 W (1380 mA)	69 W (1840 mA)	103.5 W (2760 mA)	143.4 W (2760 mA)	215 W (2760 mA)	
Dimension											
Size	13.5mm x 13.5mm			19mm x 19mm			28mm x 28mm				

Product	CRI	CCT (K)	Color rank	Part Number	T _J =85°C		I _F (mA)	V _F (V)	
					Luminous Flux Typ. (lm)	Luminous Efficacy Typ. (lm/W)			
2700				MacAdam 2step	SPHWAHDNA25YZW2A9	413	133	90mA	34.6V
				MacAdam 3step	SPHWAHDNA25YZW3A9				
				MacAdam 2step	SPHWAHDNA25YZW2D1	434	139		
				MacAdam 3step	SPHWAHDNA25YZW3D1				
3000				MacAdam 2step	SPHWAHDNA25YZV2B1	435	140		
				MacAdam 3step	SPHWAHDNA25YZV3B1				
				MacAdam 2step	SPHWAHDNA25YZV2D1	457	147		
				MacAdam 3step	SPHWAHDNA25YZV3D1				
3500				MacAdam 2step	SPHWAHDNA25YZU2B2	451	145		
				MacAdam 3step	SPHWAHDNA25YZU3B2				
				MacAdam 2step	SPHWAHDNA25YZU2D1	474	152		
				MacAdam 3step	SPHWAHDNA25YZU3D1				
4000				MacAdam 2step	SPHWAHDNA25YZT2B3	457	147		
				MacAdam 3step	SPHWAHDNA25YZT3B3				
				MacAdam 2step	SPHWAHDNA25YZT2D1	480	154		
				MacAdam 3step	SPHWAHDNA25YZT3D1				
5000				MacAdam 3step	SPHWAHDNA25YZR3B3	462	148		
				SPHWAHDNA25YZR3D1	485	156			
5700				MacAdam 3step	SPHWAHDNA25YZQ3B3	462	148		
				SPHWAHDNA25YZQ3D1	485	156			
6500				MacAdam 3step	SPHWAHDNA25YZP3B3	457	147		
				SPHWAHDNA25YZP3D1	480	154			
2700				MacAdam 2step	SPHWAHDNA27YZW2A3	349	112		
				MacAdam 3step	SPHWAHDNA27YZW3A3				
				MacAdam 2step	SPHWAHDNA27YZW2D1	367	118		
				MacAdam 3step	SPHWAHDNA27YZW3D1				
3000				MacAdam 2step	SPHWAHDNA27YZV2A4	365	117		
				MacAdam 3step	SPHWAHDNA27YZV3A4				
				MacAdam 2step	SPHWAHDNA27YZV2D1	384	123		
MacAdam 3step	SPHWAHDNA27YZV3D1								
3500				MacAdam 2step	SPHWAHDNA27YZU2A5	377	121		
				MacAdam 3step	SPHWAHDNA27YZU3A5				
				MacAdam 2step	SPHWAHDNA27YZU2D1	396	127		
MacAdam 3step	SPHWAHDNA27YZU3D1								
4000				MacAdam 2step	SPHWAHDNA27YZT2A6	385	124		
				MacAdam 3step	SPHWAHDNA27YZT3A6				
				MacAdam 2step	SPHWAHDNA27YZT2D1	404	130		
MacAdam 3step	SPHWAHDNA27YZT3D1								
5000				MacAdam 3step	SPHWAHDNA27YZR3A6	387	124		
				SPHWAHDNA27YZR3D1	407	131			



LC003D Gen 1

Chip-on-Board LEDs

Component

Product	CRI	CCT (K)	Color rank	Part Number	T _J =85°C		I _F (mA) V _F (V)
					Luminous Flux Typ. (lm)	Luminous Efficacy Typ. (lm/W)	
LC006D Gen 1	80+	2700	MacAdam 2step	SPHWAHDNB25YZW2E9	832	134	180mA 34.6V
			MacAdam 3step	SPHWAHDNB25YZW3E9			
		MacAdam 2step	SPHWAHDNB25YZW2D1	874	140		
		MacAdam 3step	SPHWAHDNB25YZW3D1				
	3000	MacAdam 2step	SPHWAHDNB25YZV2F3	875	140		
		MacAdam 3step	SPHWAHDNB25YZV3F3				
		MacAdam 2step	SPHWAHDNB25YZV2D1	919	148		
		MacAdam 3step	SPHWAHDNB25YZV3D1				
	3500	MacAdam 2step	SPHWAHDNB25YZU2F5	902	145		
		MacAdam 3step	SPHWAHDNB25YZU3F5				
		MacAdam 2step	SPHWAHDNB25YZU2D1	947	152		
		MacAdam 3step	SPHWAHDNB25YZU3D1				
	4000	MacAdam 2step	SPHWAHDNB25YZT2F8	923	148		
		MacAdam 3step	SPHWAHDNB25YZT3F8				
		MacAdam 2step	SPHWAHDNB25YZT2D1	969	156		
		MacAdam 3step	SPHWAHDNB25YZT3D1				
	5000	MacAdam 3step	SPHWAHDNB25YZR3F8	928	149		
			SPHWAHDNB25YZR3D1	975	157		
	5700	MacAdam 3step	SPHWAHDNB25YZQ3F8	928	149		
			SPHWAHDNB25YZQ3D1	975	157		
	6500	MacAdam 3step	SPHWAHDNB25YZP3F7	918	147		
			SPHWAHDNB25YZP3D1	964	155		
	2700	MacAdam 2step	SPHWAHDNB27YZW2D7	709	114		
			SPHWAHDNB27YZW3D7				
MacAdam 2step		SPHWAHDNB27YZW2D1	744	119			
MacAdam 3step		SPHWAHDNB27YZW3D1					
3000	MacAdam 2step	SPHWAHDNB27YZV2E9	743	119			
	MacAdam 3step	SPHWAHDNB27YZV3E9					
	MacAdam 2step	SPHWAHDNB27YZV2D1	780	125			
	MacAdam 3step	SPHWAHDNB27YZV3D1					
3500	MacAdam 2step	SPHWAHDNB27YZU2E0	768	123			
	MacAdam 3step	SPHWAHDNB27YZU3E0					
	MacAdam 2step	SPHWAHDNB27YZU2D1	807	130			
	MacAdam 3step	SPHWAHDNB27YZU3D1					
4000	MacAdam 2step	SPHWAHDNB27YZT2E4	784	126			
	MacAdam 3step	SPHWAHDNB27YZT3E4					
	MacAdam 2step	SPHWAHDNB27YZT2D1	824	132			
	MacAdam 3step	SPHWAHDNB27YZT3D1					
5000	MacAdam 3step	SPHWAHDNB27YZR3E4	787	126			
		SPHWAHDNB27YZR3D1	827	133			




LC006D Gen 1

Chip-on-Board LEDs

Component

Product	CRI	CCT (K)	Color rank	Part Number	T _J =85°C		I _F (mA) V _F (V)
					Luminous Flux Typ. (lm)	Luminous Efficacy Typ. (lm/W)	
LC009D Gen 1	80+	2700	MacAdam 2step	SPHWAHDNC25YZW2H1	1209	129	270mA 34.6V
			MacAdam 3step	SPHWAHDNC25YZW3H1			
		MacAdam 2step	SPHWAHDNC25YZW2D1	1270	136		
		MacAdam 3step	SPHWAHDNC25YZW3D1				
	3000	MacAdam 2step	SPHWAHDNC25YZV2H2	1278	137		
		MacAdam 3step	SPHWAHDNC25YZV3H2				
		MacAdam 2step	SPHWAHDNC25YZV2D1	1342	144		
		MacAdam 3step	SPHWAHDNC25YZV3D1				
	3500	MacAdam 2step	SPHWAHDNC25YZU2H2	1315	141		
		MacAdam 3step	SPHWAHDNC25YZU3H2				
		MacAdam 2step	SPHWAHDNC25YZU2D1	1381	148		
		MacAdam 3step	SPHWAHDNC25YZU3D1				
	4000	MacAdam 2step	SPHWAHDNC25YZT2H2	1347	144		
		MacAdam 3step	SPHWAHDNC25YZT3H2				
		MacAdam 2step	SPHWAHDNC25YZT2D1	1414	151		
		MacAdam 3step	SPHWAHDNC25YZT3D1				
	5000	MacAdam 3step	SPHWAHDNC25YZR3H2	1357	145		
			SPHWAHDNC25YZR3D1	1425	153		
	5700	MacAdam 3step	SPHWAHDNC25YZQ3H2	1357	145		
			SPHWAHDNC25YZQ3D1	1425	153		
	6500	MacAdam 3step	SPHWAHDNC25YZP3H2	1341	144		
			SPHWAHDNC25YZP3D1	1408	151		
	2700	MacAdam 2step	SPHWAHDNC27YZW2G8	1038	111		
		MacAdam 3step	SPHWAHDNC27YZW3G8				
MacAdam 2step		SPHWAHDNC27YZW2D1	1090	117			
MacAdam 3step		SPHWAHDNC27YZW3D1					
3000	MacAdam 2step	SPHWAHDNC27YZV2H0	1087	116			
	MacAdam 3step	SPHWAHDNC27YZV3H0					
	MacAdam 2step	SPHWAHDNC27YZV2D1	1141	122			
	MacAdam 3step	SPHWAHDNC27YZV3D1					
3500	MacAdam 2step	SPHWAHDNC27YZU2H0	1122	120			
	MacAdam 3step	SPHWAHDNC27YZU3H0					
	MacAdam 2step	SPHWAHDNC27YZU2D1	1178	126			
	MacAdam 3step	SPHWAHDNC27YZU3D1					
4000	MacAdam 2step	SPHWAHDNC27YZT2H0	1147	123			
	MacAdam 3step	SPHWAHDNC27YZT3H0					
	MacAdam 2step	SPHWAHDNC27YZT2D1	1204	129			
	MacAdam 3step	SPHWAHDNC27YZT3D1					
5000	MacAdam 3step	SPHWAHDNC27YZR3H1	1152	123			
		SPHWAHDNC27YZR3D1	1210	130			



LC009D Gen 1

Chip-on-Board LEDs

Component

Product	CRI	CCT (K)	Color rank	Part Number	T _J =85°C		I _F (mA) V _F (V)
					Luminous Flux Typ. (lm)	Luminous Efficacy Typ. (lm/W)	
LC013D Gen 1	80+	2700	MacAdam 2step	SPHWAHDND25YZW2H5	1589	128	360mA 34.6V
			MacAdam 3step	SPHWAHDND25YZW3H5			
			MacAdam 2step	SPHWAHDND25YZW2D1	1669	134	
			MacAdam 3step	SPHWAHDND25YZW3D1			
		3000	MacAdam 2step	SPHWAHDND25YZV2H5	1673	134	
			MacAdam 3step	SPHWAHDND25YZV3H5			
			MacAdam 2step	SPHWAHDND25YZV2D1	1757	141	
			MacAdam 3step	SPHWAHDND25YZV3D1			
	3500	MacAdam 2step	SPHWAHDND25YZU2H6	1725	138		
		MacAdam 3step	SPHWAHDND25YZU3H6				
		MacAdam 2step	SPHWAHDND25YZU2D1	1812	145		
		MacAdam 3step	SPHWAHDND25YZU3D1				
	4000	MacAdam 2step	SPHWAHDND25YZT2H6	1757	141		
		MacAdam 3step	SPHWAHDND25YZT3H6				
		MacAdam 2step	SPHWAHDND25YZT2D1	1844	148		
		MacAdam 3step	SPHWAHDND25YZT3D1				
	5000	MacAdam 3step	SPHWAHDND25YZR3H6	1772	142		
			SPHWAHDND25YZR3D1	1861	149		
	5700	MacAdam 3step	SPHWAHDND25YZQ3H6	1772	142		
			SPHWAHDND25YZQ3D1	1861	149		
	6500	MacAdam 3step	SPHWAHDND25YZP3H6	1746	140		
			SPHWAHDND25YZP3D1	1834	147		
	90+	2700	MacAdam 2step	SPHWAHDND27YZW2H2	1359	109	
			MacAdam 3step	SPHWAHDND27YZW3H2			
MacAdam 2step			SPHWAHDND27YZW2D1	1427	115		
MacAdam 3step			SPHWAHDND27YZW3D2				
3000		MacAdam 2step	SPHWAHDND27YZV2H3	1423	114		
		MacAdam 3step	SPHWAHDND27YZV3H3				
		MacAdam 2step	SPHWAHDND27YZV2D1	1494	120		
		MacAdam 3step	SPHWAHDND27YZV3D1				
3500		MacAdam 2step	SPHWAHDND27YZU2H4	1473	118		
		MacAdam 3step	SPHWAHDND27YZU3H4				
		MacAdam 2step	SPHWAHDND27YZU2D1	1547	124		
		MacAdam 3step	SPHWAHDND27YZU3D1				
4000		MacAdam 2step	SPHWAHDND27YZT2H4	1505	121		
		MacAdam 3step	SPHWAHDND27YZT3H4				
		MacAdam 2step	SPHWAHDND27YZT2D1	1580	127		
		MacAdam 3step	SPHWAHDND27YZT3D1				
5000	MacAdam 3step	SPHWAHDND27YZR3H4	1508	121			
		SPHWAHDND27YZR3D1	1584	127			



LC013D Gen 1

Chip-on-Board LEDs

Component


Product	CRI	CCT (K)	Color rank	Part Number	T _J =85°C		I _F (mA) V _F (V)
					Luminous Flux Typ. (lm)	Luminous Efficacy Typ. (lm/W)	
LC016D Gen 1	80+	2700	MacAdam 2step	SPHWAHDNE25YZW2H9	2065	133	450mA 34.6V
			MacAdam 3step	SPHWAHDNE25YZW3H9			
			MacAdam 2step	SPHWAHDNE25YZW2D1	2169	139	
			MacAdam 3step	SPHWAHDNE25YZW3D1			
		3000	MacAdam 2step	SPHWAHDNE25YZV2J0	2182	140	
			MacAdam 3step	SPHWAHDNE25YZV3J0			
			MacAdam 2step	SPHWAHDNE25YZV2D1	2291	147	
			MacAdam 3step	SPHWAHDNE25YZV3D1			
	3500	MacAdam 2step	SPHWAHDNE25YZU2J1	2263	145		
		MacAdam 3step	SPHWAHDNE25YZU3J1				
		MacAdam 2step	SPHWAHDNE25YZU2D1	2376	153		
		MacAdam 3step	SPHWAHDNE25YZU3D1				
	4000	MacAdam 2step	SPHWAHDNE25YZT2J1	2304	148		
		MacAdam 3step	SPHWAHDNE25YZT3J1				
		MacAdam 2step	SPHWAHDNE25YZT2D1	2419	155		
		MacAdam 3step	SPHWAHDNE25YZT3D1				
	5000	MacAdam 3step	SPHWAHDNE25YZR3J2	2324	149		
			SPHWAHDNE25YZR3D1	2440	157		
	5700	MacAdam 3step	SPHWAHDNE25YZQ3J2	2324	149		
			SPHWAHDNE25YZQ3D1	2440	157		
	6500	MacAdam 3step	SPHWAHDNE25YZP3J1	2304	148		
			SPHWAHDNE25YZP3D1	2419	155		
	90+	2700	MacAdam 2step	SPHWAHDNE27YZW2H6	1771	114	
			MacAdam 3step	SPHWAHDNE27YZW3H6			
MacAdam 2step			SPHWAHDNE27YZW2D1	1860	119		
MacAdam 3step			SPHWAHDNE27YZW3D1				
3000		MacAdam 2step	SPHWAHDNE27YZV2H7	1877	121		
		MacAdam 3step	SPHWAHDNE27YZV3H7				
		MacAdam 2step	SPHWAHDNE27YZV2D1	1970	127		
		MacAdam 3step	SPHWAHDNE27YZV3D1				
3500		MacAdam 2step	SPHWAHDNE27YZU2H8	1932	124		
		MacAdam 3step	SPHWAHDNE27YZU3H8				
		MacAdam 2step	SPHWAHDNE27YZU2D1	2029	130		
		MacAdam 3step	SPHWAHDNE27YZU3D1				
4000		MacAdam 2step	SPHWAHDNE27YZT2H8	1971	127		
		MacAdam 3step	SPHWAHDNE27YZT3H8				
		MacAdam 2step	SPHWAHDNE27YZT2D1	2069	133		
		MacAdam 3step	SPHWAHDNE27YZT3D1				
5000	MacAdam 3step	SPHWAHDNE27YZR3H8	1989	128			
		SPHWAHDNE27YZR3D1	2089	134			



LC016D Gen 1

Chip-on-Board LEDs

Component

Product	CRI	CCT (K)	Color rank	Part Number	T _J =85°C		I _F (mA) V _F (V)
					Luminous Flux Typ. (lm)	Luminous Efficacy Typ. (lm/W)	
 LC019D Gen 1	2700	80+	MacAdam 2step	SPHWAHDNF25YZW2J3	2458	132	540mA 34.6V
			MacAdam 3step	SPHWAHDNF25YZW3J3			
			MacAdam 2step	SPHWAHDNF25YZW2D1	2581	138	
			MacAdam 3step	SPHWAHDNF25YZW3D1			
	3000	80+	MacAdam 2step	SPHWAHDNF25YZV24	2592	139	
			MacAdam 3step	SPHWAHDNF25YZV3J4			
			MacAdam 2step	SPHWAHDNF25YZV2D1	2722	146	
			MacAdam 3step	SPHWAHDNF25YZV3D1			
	3500	80+	MacAdam 2step	SPHWAHDNF25YZU25	2672	143	
			MacAdam 3step	SPHWAHDNF25YZU3J5			
			MacAdam 2step	SPHWAHDNF25YZU2D1	2805	150	
			MacAdam 3step	SPHWAHDNF25YZU3D1			
	4000	80+	MacAdam 2step	SPHWAHDNF25YZT25	2726	146	
			MacAdam 3step	SPHWAHDNF25YZT3J5			
			MacAdam 2step	SPHWAHDNF25YZT2D1	2863	153	
			MacAdam 3step	SPHWAHDNF25YZT3D1			
	5000	80+	MacAdam 3step	SPHWAHDNF25YZR3J6	2756	148	
			MacAdam 3step	SPHWAHDNF25YZR3D1	2894	155	
	5700	80+	MacAdam 3step	SPHWAHDNF25YZQ3J6	2756	148	
			MacAdam 3step	SPHWAHDNF25YZQ3D1	2894	155	
6500	80+	MacAdam 3step	SPHWAHDNF25YZP3J5	2726	146		
		MacAdam 3step	SPHWAHDNF25YZP3D1	2863	153		
90+	2700	80+	MacAdam 2step	SPHWAHDNF27YZW2H9	2104	113	
			MacAdam 3step	SPHWAHDNF27YZW3H9			
			MacAdam 2step	SPHWAHDNF27YZW2D1	2210	118	
			MacAdam 3step	SPHWAHDNF27YZW3D1			
	3000	80+	MacAdam 2step	SPHWAHDNF27YZV2J0	2207	118	
			MacAdam 3step	SPHWAHDNF27YZV3J0			
			MacAdam 2step	SPHWAHDNF27YZV2D1	2317	124	
			MacAdam 3step	SPHWAHDNF27YZV3D1			
	3500	90+	MacAdam 2step	SPHWAHDNF27YZU2J1	2287	122	
			MacAdam 3step	SPHWAHDNF27YZU3J1			
			MacAdam 2step	SPHWAHDNF27YZU2D1	2402	129	
			MacAdam 3step	SPHWAHDNF27YZU3D1			
4000	90+	MacAdam 2step	SPHWAHDNF27YZT2J2	2337	125		
		MacAdam 3step	SPHWAHDNF27YZT3J2				
		MacAdam 2step	SPHWAHDNF27YZT2D1	2454	131		
		MacAdam 3step	SPHWAHDNF27YZT3D1				
5000	90+	MacAdam 3step	SPHWAHDNG27YZR3J8	2339	125		
		MacAdam 3step	SPHWAHDNG27YZR3D1	2456	131		

Chip-on-Board LEDs

Component

Product	CRI	CCT (K)	Color rank	Part Number	T _J =85°C		I _F (mA) V _F (V)
					Luminous Flux Typ. (lm)	Luminous Efficacy Typ. (lm/W)	
 LC026D Gen 1	2700	80+	MacAdam 2step	SPHWAHDNK25YZW2M7	3225	129	720mA 34.6V
			MacAdam 3step	SPHWAHDNK25YZW3M7			
			MacAdam 2step	SPHWAHDNK25YZW2D1	3386	136	
			MacAdam 3step	SPHWAHDNK25YZW3D1			
	3000	80+	MacAdam 2step	SPHWAHDNK25YZV2M9	3389	136	
			MacAdam 3step	SPHWAHDNK25YZV3M9			
			MacAdam 2step	SPHWAHDNK25YZV2D1	3558	143	
			MacAdam 3step	SPHWAHDNK25YZV3D1			
	3500	80+	MacAdam 2step	SPHWAHDNK25YZU2N1	3488	140	
			MacAdam 3step	SPHWAHDNK25YZU3N1			
			MacAdam 2step	SPHWAHDNK25YZU2D1	3663	147	
			MacAdam 3step	SPHWAHDNK25YZU3D1			
	4000	80+	MacAdam 2step	SPHWAHDNK25YZT2N2	3558	143	
			MacAdam 3step	SPHWAHDNK25YZT3N2			
			MacAdam 2step	SPHWAHDNK25YZT2D1	3736	150	
			MacAdam 3step	SPHWAHDNK25YZT3D1			
	5000	80+	MacAdam 3step	SPHWAHDNK25YZR3N2	3588	144	
			MacAdam 3step	SPHWAHDNK25YZR3D1	3767	151	
	5700	80+	MacAdam 3step	SPHWAHDNK25YZQ3N3	3588	144	
			MacAdam 3step	SPHWAHDNK25YZQ3D1	3767	151	
6500	80+	MacAdam 3step	SPHWAHDNK25YZP3N2	3558	143		
		MacAdam 3step	SPHWAHDNK25YZP3D1	3736	150		
90+	2700	80+	MacAdam 2step	SPHWAHDNK27YZW2M0	2760	111	
			MacAdam 3step	SPHWAHDNK27YZW3M0			
			MacAdam 2step	SPHWAHDNK27YZW2D1	2898	116	
			MacAdam 3step	SPHWAHDNK27YZW3D1			
	3000	80+	MacAdam 2step	SPHWAHDNK27YZV2M2	2903	117	
			MacAdam 3step	SPHWAHDNK27YZV3M2			
			MacAdam 2step	SPHWAHDNK27YZV2D1	3048	122	
			MacAdam 3step	SPHWAHDNK27YZV3D1			
	3500	90+	MacAdam 2step	SPHWAHDNK27YZU2M4	2990	120	
			MacAdam 3step	SPHWAHDNK27YZU3M4			
			MacAdam 2step	SPHWAHDNK27YZU2D1	3139	126	
			MacAdam 3step	SPHWAHDNK27YZU3D1			
4000	90+	MacAdam 2step	SPHWAHDNK27YZT2M5	3051	122		
		MacAdam 3step	SPHWAHDNK27YZT3M5				
		MacAdam 2step	SPHWAHDNK27YZT2D1	3204	129		
		MacAdam 3step	SPHWAHDNK27YZT3D1				
5000	90+	MacAdam 3step	SPHWAHDNK27YZR3M5	3077	124		
		MacAdam 3step	SPHWAHDNK27YZR3D1	3231	130		

Chip-on-Board LEDs

Component

Product	CRI	CCT (K)	Color rank	Part Number	T _J =85°C		I _F (mA) V _F (V)
					Luminous Flux Typ. (lm)	Luminous Efficacy Typ. (lm/W)	
LC040D Gen 1	2700	MacAdam 2step	SPHWAHDNG25YZW2K0	4996	134		1080mA 34.6V
			SPHWAHDNG25YZW3K0				
		MacAdam 2step	SPHWAHDNG25YZW2D1	5246	140		
		MacAdam 3step	SPHWAHDNG25YZW3D1				
	3000	MacAdam 2step	SPHWAHDNG25YZV2K2	5257	141		
		MacAdam 3step	SPHWAHDNG25YZV3K2				
		MacAdam 2step	SPHWAHDNG25YZV2D1	5520	148		
		MacAdam 3step	SPHWAHDNG25YZV3D1				
	3500	MacAdam 2step	SPHWAHDNG25YZU2K3	5418	145		
		MacAdam 3step	SPHWAHDNG25YZU3K3				
		MacAdam 2step	SPHWAHDNG25YZU2D1	5689	152		
		MacAdam 3step	SPHWAHDNG25YZU3D1				
	4000	MacAdam 2step	SPHWAHDNG25YZT2K3	5535	148		
		MacAdam 3step	SPHWAHDNG25YZT3K3				
		MacAdam 2step	SPHWAHDNG25YZT2D1	5812	156		
		MacAdam 3step	SPHWAHDNG25YZT3D1				
	5000	MacAdam 3step	SPHWAHDNG25YZR3K4	5561	149		
			SPHWAHDNG25YZR3D1	5839	156		
	5700	MacAdam 3step	SPHWAHDNG25YZQ3K4	5588	150		
			SPHWAHDNG25YZQ3D1	5868	157		
	6500	MacAdam 3step	SPHWAHDNG25YZP3K3	5528	148		
			SPHWAHDNG25YZP3D1	5804	155		
	2700	MacAdam 2step	SPHWAHDNG27YZW2J6	4283	115		
			SPHWAHDNG27YZW3J6				
MacAdam 2step		SPHWAHDNG27YZW2D1	4497	120			
MacAdam 3step		SPHWAHDNG27YZW3D1					
3000		MacAdam 2step	SPHWAHDNG27YZV2J7	4525	121		
		MacAdam 3step	SPHWAHDNG27YZV3J7				
		MacAdam 2step	SPHWAHDNG27YZV2D1	4751	127		
		MacAdam 3step	SPHWAHDNG27YZV3D1				
3500		MacAdam 2step	SPHWAHDNG27YZU2J8	4640	124		
		MacAdam 3step	SPHWAHDNG27YZU3J8				
		MacAdam 2step	SPHWAHDNG27YZU2D1	4872	130		
		MacAdam 3step	SPHWAHDNG27YZU3D1				
4000	MacAdam 2step	SPHWAHDNG27YZT2J8	4742	127			
	MacAdam 3step	SPHWAHDNG27YZT3J8					
	MacAdam 2step	SPHWAHDNG27YZT2D1	4979	133			
	MacAdam 3step	SPHWAHDNG27YZT3D1					
5000	MacAdam 3step	SPHWAHDNG27YZR3J8	4796	128			
		SPHWAHDNG27YZR3D1	5036	135			



LC040D Gen 1


Chip-on-Board LEDs

Component

Product	CRI	CCT (K)	Color rank	Part Number	T _J =85°C		I _F (mA) V _F (V)	
					Luminous Flux Typ. (lm)	Luminous Efficacy Typ. (lm/W)		
LC060D Gen 1	70+	3000	MacAdam 3step	SPHWAHDNL231ZV3Q8	8284	148	1080mA 52V	
		4000	MacAdam 3step	SPHWAHDNL231ZT3R1	8550	152		
		5000	MacAdam 3step	SPHWAHDNL231ZR3R2	8683	155		
		2700	MacAdam 2step	SPHWAHDNL251ZW2P9	7277	130		
	80+	3000	MacAdam 2step	SPHWAHDNL251ZV2Q3	7667	137		
		3000	MacAdam 3step	SPHWAHDNL251ZV3Q3	7904	141		
		3500	MacAdam 2step	SPHWAHDNL251ZU2Q5				
		3500	MacAdam 3step	SPHWAHDNL251ZU3Q5				
	70+	4000	MacAdam 2step	SPHWAHDNL251ZT2Q6	8075	144		
			MacAdam 3step	SPHWAHDNL251ZT3Q6				
			5000	MacAdam 3step	SPHWAHDNL251ZR3Q7	8113		144
			5700	MacAdam 3step	SPHWAHDNL251ZQ3Q7	8151		145
		6500	MacAdam 3step	SPHWAHDNL271ZP3Q6	8066	144		
				SPHWAHDNL271ZP3Q6	8066	144		
			3000	MacAdam 3step	SPHWAHDNM231ZV3U5	12084		143
				4000	MacAdam 3step	SPHWAHDNM231ZT3U9		12483
5000			MacAdam 3step	SPHWAHDNM231ZR3V0	12673	150		
				2700	MacAdam 2step	SPHWAHDNM251ZW2T1	10612	126
80+			2700	MacAdam 3step	SPHWAHDNM251ZW3T1	11201	133	
				3000	MacAdam 2step			SPHWAHDNM251ZV2T6
	3000	MacAdam 3step	SPHWAHDNM251ZV3T6	11533	137			
		3500	MacAdam 2step			SPHWAHDNM251ZU2T9		
	3500	MacAdam 3step	SPHWAHDNM251ZU3T9	11780	140			
		4000	MacAdam 2step			SPHWAHDNM251ZT2U2		
	5000	MacAdam 3step	SPHWAHDNM251ZT3U2	11847	141			
			5700	MacAdam 3step	SPHWAHDNM251ZQ3V0	11904	141	
6500	MacAdam 3step	SPHWAHDNM251ZP3V5	11723	139				



LC060D Gen 1



LC080D Gen 1

D-series Premium color - High CRI

Full line-up for major applications: ultra high CRI for spot & down lights

- Ultra High CRI (Ra 95+): Typ. R9 > 95
- Excellent color index distribution





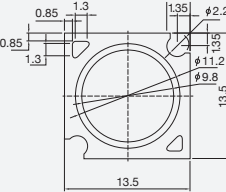
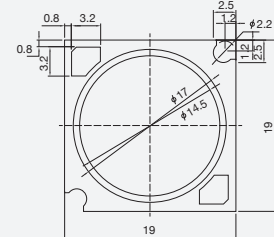
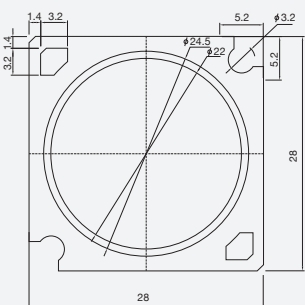
T _j =85°C	LC013D	LC016D	LC019D	LC026D	LC033D	LC040D
LES	9.8mm	14.5mm			22 mm	
Typical	34.6 V					
	12.5W (360mA)	15.6W (450mA)	18.7W (540mA)	24.9W (720mA)	31.1W (900mA)	37.4W (1080mA)
Max.	34.5W (920mA)	43.1W (1150mA)	51.8W (1380mA)	69.0W (1840mA)	86.2W (2300mA)	103.5W (2760mA)
Dimension						
Size	13.5mm x 13.5mm	19mm x 19mm			28mm x 28mm	






Product	CRI	CCT (K)	Color rank	Part Number	T _j =85°C		I _F (mA) V _F (V)
					Luminous Flux Typ. (lm)	Luminous Efficacy Typ. (lm/W)	
 LC013D Premium color	95+	2700	MacAdam 2step	SPHWAHDND28YZW2D2	1223	98	360mA 34.6V
			MacAdam 3step	SPHWAHDND28YZW3D2			
		3000	MacAdam 2step	SPHWAHDND28YZV2D2	1285	103	
			MacAdam 3step	SPHWAHDND28YZV3D2			
		3500	MacAdam 2step	SPHWAHDND28YZU2D2	1337	107	
			MacAdam 3step	SPHWAHDND28YZU3D2			
4000	MacAdam 2step	SPHWAHDND28YZT2D2	1379	111			
	MacAdam 3step	SPHWAHDND28YZT3D2					
 LC016D Premium color	95+	2700	MacAdam 2step	SPHWAHDNE28YZW2D2	1575	101	450mA 34.6V
			MacAdam 3step	SPHWAHDNE28YZW3D2			
		3000	MacAdam 2step	SPHWAHDNE28YZV2D2	1655	106	
			MacAdam 3step	SPHWAHDNE28YZV3D2			
		3500	MacAdam 2step	SPHWAHDNE28YZU2D2	1722	111	
			MacAdam 3step	SPHWAHDNE28YZU3D2			
4000	MacAdam 2step	SPHWAHDNE28YZT2D2	1776	114			
	MacAdam 3step	SPHWAHDNE28YZT3D2					
 LC019D Premium color	95+	2700	MacAdam 2step	SPHWAHDNF28YZW2D2	1880	101	540mA 34.6V
			MacAdam 3step	SPHWAHDNF28YZW3D2			
		3000	MacAdam 2step	SPHWAHDNF28YZV2D2	1976	106	
			MacAdam 3step	SPHWAHDNF28YZV3D2			
		3500	MacAdam 2step	SPHWAHDNF28YZU2D2	2056	110	
			MacAdam 3step	SPHWAHDNF28YZU3D2			
4000	MacAdam 2step	SPHWAHDNF28YZT2D2	2121	114			
	MacAdam 3step	SPHWAHDNF28YZT3D2					
 LC026D Premium color	95+	2700	MacAdam 2step	SPHWAHDNG28YZW2D2	2470	99	720mA 34.6V
			MacAdam 3step	SPHWAHDNG28YZW3D2			
		3000	MacAdam 2step	SPHWAHDNG28YZV2D2	2596	104	
			MacAdam 3step	SPHWAHDNG28YZV3D2			
		3500	MacAdam 2step	SPHWAHDNG28YZU2D2	2701	108	
			MacAdam 3step	SPHWAHDNG28YZU3D2			
4000	MacAdam 2step	SPHWAHDNG28YZT2D2	2786	112			
	MacAdam 3step	SPHWAHDNG28YZT3D2					
 LC033D Premium color	95+	2700	MacAdam 2step	SPHWAHDNH28YZW2D2	3057	98	900mA 34.6V
			MacAdam 3step	SPHWAHDNH28YZW3D2			
		3000	MacAdam 2step	SPHWAHDNH28YZV2D2	3212	103	
			MacAdam 3step	SPHWAHDNH28YZV3D2			
		3500	MacAdam 2step	SPHWAHDNH28YZU2D2	3343	107	
			MacAdam 3step	SPHWAHDNH28YZU3D2			
4000	MacAdam 2step	SPHWAHDNH28YZT2D2	3447	111			
	MacAdam 3step	SPHWAHDNH28YZT3D2					
 LC040D Premium color	95+	2700	MacAdam 2step	SPHWAHDNK28YZW2D2	3760	101	1080mA 34.6V
			MacAdam 3step	SPHWAHDNK28YZW3D2			
		3000	MacAdam 2step	SPHWAHDNK28YZV2D2	3952	106	
			MacAdam 3step	SPHWAHDNK28YZV3D2			
		3500	MacAdam 2step	SPHWAHDNK28YZU2D2	4113	110	
			MacAdam 3step	SPHWAHDNK28YZU3D2			
4000	MacAdam 2step	SPHWAHDNK28YZT2D2	4241	113			
	MacAdam 3step	SPHWAHDNK28YZT3D2					
		5000	MacAdam 3step	SPHWAHDNK28YZR3D2	4277	114	

D-series Premium color - Vivid color

Much more vivid colors for displaying & attractive object appearance for human eye perception

- Vivid white without yellowish tint
- Attractive color for human eye perception
- The chromaticity of vivid color COB - below B.B.L

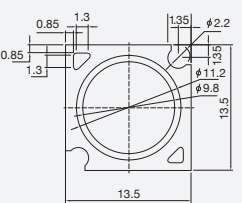
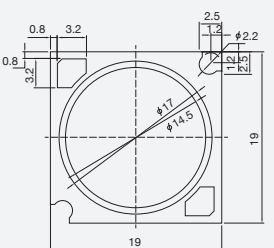
T _j =85°C	LC013D	LC016D	LC019D	LC026D	LC033D	LC040D
LES						
Typical	34.6 V					
	12.5W (360mA)	15.6W (450mA)	18.7W (540mA)	24.9W (720mA)	31.1W (900mA)	37.4W (1080mA)
Max.	34.5W (920mA)	43.1W (1150mA)	51.8W (1380mA)	69.0W (1840mA)	86.2W (2300mA)	103.5W (2760mA)
Dimension						
Size	13.5mm x 13.5mm	19mm x 19mm			28mm x 28mm	

Product	CRI	CCT (K)	Color rank	Part Number	T _j =85°C		I _F (mA) V _F (V)
					Luminous Flux Typ. (lm)	Luminous Efficacy Typ. (lm/W)	
 LC013D Premium color	Vivid color	3000 (Below BBL)	MacAdam 2step	SPHWAHDND2VYZV2D2	1334	107	360mA 34.6V
			MacAdam 3step	SPHWAHDND2VYZVVD2			
		3300 (Below BBL)	MacAdam 2step	SPHWAHDND2VYZA2D2	1394	112	
			MacAdam 3step	SPHWAHDND2VYZAVD2			
		3500 (Below BBL)	MacAdam 2step	SPHWAHDND2VYZU2D2	1433	115	
			MacAdam 3step	SPHWAHDND2VYZUVD2			
4000 (Below BBL)	MacAdam 2step	SPHWAHDND2VYZT2D2	1533	123			
	MacAdam 3step	SPHWAHDND2VYZTVD2					
 LC016D Premium color	Vivid color	3000 (Below BBL)	MacAdam 2step	SPHWAHDNE2VYZV2D2	1745	112	450mA 34.6V
			MacAdam 3step	SPHWAHDNE2VYZVVD2			
		3300 (Below BBL)	MacAdam 2step	SPHWAHDNE2VYZA2D2	1823	117	
			MacAdam 3step	SPHWAHDNE2VYZAVD2			
		3500 (Below BBL)	MacAdam 2step	SPHWAHDNE2VYZU2D2	1875	120	
			MacAdam 3step	SPHWAHDNE2VYZUVD2			
4000 (Below BBL)	MacAdam 2step	SPHWAHDNE2VYZT2D2	2005	129			
	MacAdam 3step	SPHWAHDNE2VYZTVD2					
 LC019D Premium color	Vivid color	3000 (Below BBL)	MacAdam 2step	SPHWAHDNF2VYZV2D2	2068	111	540mA 34.6V
			MacAdam 3step	SPHWAHDNF2VYZVVD2			
		3300 (Below BBL)	MacAdam 2step	SPHWAHDNF2VYZA2D2	2160	116	
			MacAdam 3step	SPHWAHDNF2VYZAVD2			
		3500 (Below BBL)	MacAdam 2step	SPHWAHDNF2VYZU2D2	2222	119	
			MacAdam 3step	SPHWAHDNF2VYZUVD2			
4000 (Below BBL)	MacAdam 2step	SPHWAHDNF2VYZT2D2	2376	127			
	MacAdam 3step	SPHWAHDNF2VYZTVD2					
 LC026D Premium color	Vivid color	3000 (Below BBL)	MacAdam 2step	SPHWAHDNG2VYZV2D2	2706	109	720mA 34.6V
			MacAdam 3step	SPHWAHDNG2VYZVVD2			
		3300 (Below BBL)	MacAdam 2step	SPHWAHDNG2VYZA2D2	2827	113	
			MacAdam 3step	SPHWAHDNG2VYZAVD2			
		3500 (Below BBL)	MacAdam 2step	SPHWAHDNG2VYZU2D2	2907	117	
			MacAdam 3step	SPHWAHDNG2VYZUVD2			
4000 (Below BBL)	MacAdam 2step	SPHWAHDNG2VYZT2D2	3108	125			
	MacAdam 3step	SPHWAHDNG2VYZTVD2					
 LC033D Premium color	Vivid color	3000 (Below BBL)	MacAdam 2step	SPHWAHDNH2VYZV2D2	3339	107	900mA 34.6V
			MacAdam 3step	SPHWAHDNH2VYZVVD2			
		3300 (Below BBL)	MacAdam 2step	SPHWAHDNH2VYZA2D2	3488	112	
			MacAdam 3step	SPHWAHDNH2VYZAVD2			
		3500 (Below BBL)	MacAdam 2step	SPHWAHDNH2VYZU2D2	3588	115	
			MacAdam 3step	SPHWAHDNH2VYZUVD2			
4000 (Below BBL)	MacAdam 2step	SPHWAHDNH2VYZT2D2	3836	123			
	MacAdam 3step	SPHWAHDNH2VYZTVD2					
 LC040D Premium color	Vivid color	3000 (Below BBL)	MacAdam 2step	SPHWAHDNK2VYZV2D2	4150	111	1080mA 34.6V
			MacAdam 3step	SPHWAHDNK2VYZVVD2			
		3300 (Below BBL)	MacAdam 2step	SPHWAHDNK2VYZA2D2	4335	116	
			MacAdam 3step	SPHWAHDNK2VYZAVD2			
		3500 (Below BBL)	MacAdam 2step	SPHWAHDNK2VYZU2D2	4459	119	
			MacAdam 3step	SPHWAHDNK2VYZUVD2			
4000 (Below BBL)	MacAdam 2step	SPHWAHDNK2VYZT2D2	4768	128			
	MacAdam 3step	SPHWAHDNK2VYZTVD2					

D-series Premium color - Special color

Much more vivid colors for displaying & attractive object appearance for human eye perception

- Fashion light effect: Clean, Elegant, Vivid
- Meat light effect: Fresh (Red), Delicious (Red), Vivid
- Vegetable light effect: Fresh, Delicious, Vivid

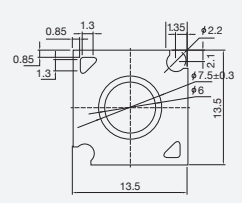
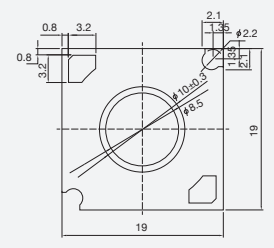
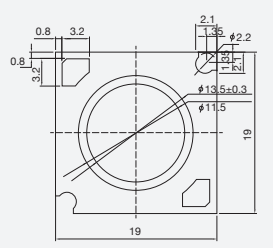
T _j =85°C	LC013D	LC016D	LC019D	LC026D	LC033D
LES	9.8mm	14.5mm			
Typical	34.6 V				
	12.5W (360mA)	15.6W (450mA)	18.7W (540mA)	24.9W (720mA)	31.1W (900mA)
Max.	34.5W (920mA)	43.1W (1150mA)	51.8W (1380mA)	69.0W (1840mA)	86.2W (2300mA)
Dimension					
Size	13.5mm x 13.5mm	19mm x 19mm			





Product	CRI	CCT (K)	Color rank	Part Number	T _j =85°C		I _F (mA) V _F (V)
					Luminous Flux Typ. (lm)	Luminous Efficacy Typ. (lm/W)	
 LC013D Premium color	Special color	Fashion	MacAdam 2step	SPHWAHDND2VYZUSD2	1085	1142	360mA 34.6V
		Meat	MacAdam 2step	SPHWAHDND2VYZTSD2	868	914	
		Vegetable	MacAdam 2step	SPHWAHDND2VYZRSD2	1128	1188	
 LC016D Premium color	Special color	Fashion	MacAdam 2step	SPHWAHDNE2VYZUSD2	1411	1485	450mA 34.6V
		Meat	MacAdam 2step	SPHWAHDNE2VYZTSD2	1129	1188	
		Vegetable	MacAdam 2step	SPHWAHDNE2VYZRSD2	1467	1544	
 LC019D Premium color	Special color	Fashion	MacAdam 2step	SPHWAHDNF2VYZUSD2	1677	1765	540mA 34.6V
		Meat	MacAdam 2step	SPHWAHDNF2VYZTSD2	1341	1412	
		Vegetable	MacAdam 2step	SPHWAHDNF2VYZRSD2	1744	1835	
 LC026D Premium color	Special color	Fashion	MacAdam 2step	SPHWAHDNG2VYZUSD2	2192	2307	720mA 34.6V
		Meat	MacAdam 2step	SPHWAHDNG2VYZTSD2	1753	1845	
		Vegetable	MacAdam 2step	SPHWAHDNG2VYZRSD2	2279	2399	
 LC033D Premium color	Special color	Fashion	MacAdam 2step	SPHWAHDNH2VYZUSD2	2712	2855	900mA 34.6V
		Meat	MacAdam 2step	SPHWAHDNH2VYZTSD2	2170	2284	
		Vegetable	MacAdam 2step	SPHWAHDNH2VYZRSD2	2820	2969	

C-series Gen 2 [Small LES COB]



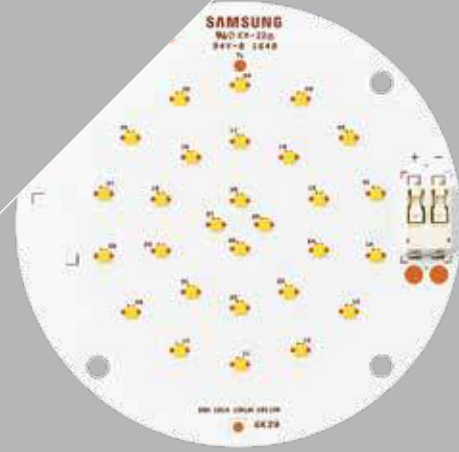
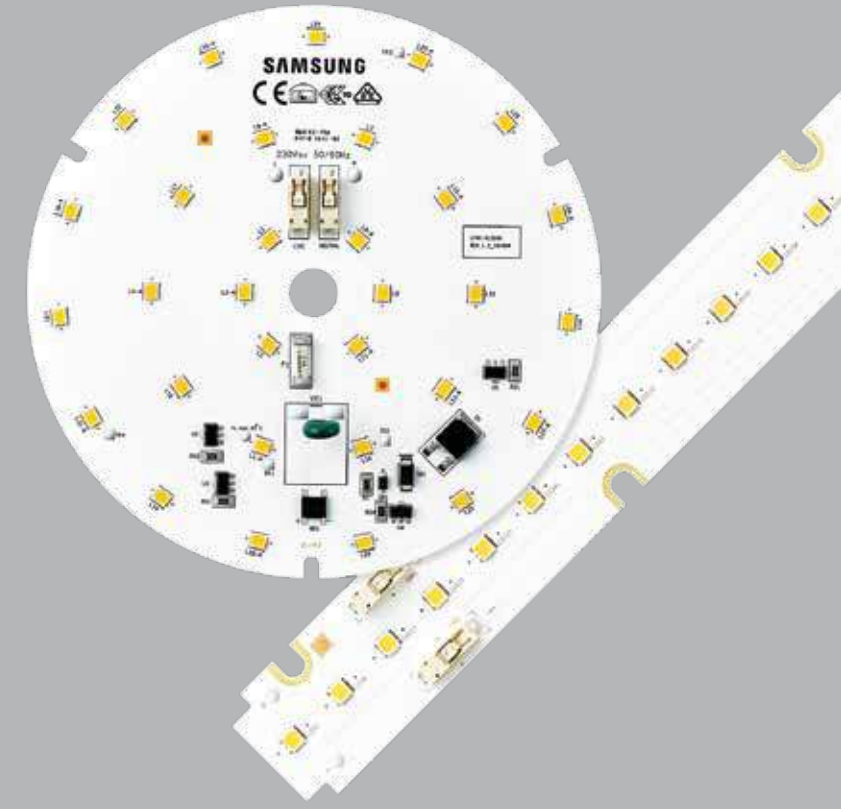
Suitable for narrow beam spot lights and downlights

- Uses new flip chip technology
- Low droop to improve current and thermal performance
- High reliability
- Completed 6,000 hours of LM-80 testing

T _j =85°C	LC010C Gen 2	LC020C Gen 2	LC030C Gen 2	LC040C Gen 2
LES	6.0mm	8.5mm	11.5mm	
Typical	35.0V			
	10.5W (300mA)	21.0W (600mA)	31.5W (900mA)	36.8W (1050mA)
Max.	13.8W (380mA)	34.0W (920mA)	51.1W (1380mA)	59.5W (1610mA)
Dimension				
Size	13.5mm x 13.5mm	19mm x 19mm	19mm x 19mm	

Product	CRI	CCT (K)	Color rank	Part Number	T _j =85°C		I _F (mA) V _F (V)
					Luminous Flux Typ. (lm)	Luminous Efficacy Typ. (lm/W)	
 LC010C Gen 2	80+	2700	MacAdam 3step	SPHWAHDNC25YZW3C2	1212	115	300mA 35.0V
		3000	MacAdam 3step	SPHWAHDNC25YZV3C2	1274	121	
		3500	MacAdam 3step	SPHWAHDNC25YZU3C2	1311	125	
		4000	MacAdam 3step	SPHWAHDNC25YZT3C2	1337	127	
		5000	MacAdam 3step	SPHWAHDNC25YZR3C2	1348	128	
	90+	2700	MacAdam 3step	SPHWAHDNC27YZW3C2	1037	99	
		3000	MacAdam 3step	SPHWAHDNC27YZV3C2	1091	104	
		3500	MacAdam 3step	SPHWAHDNC27YZU3C2	1123	107	
		4000	MacAdam 3step	SPHWAHDNC27YZT3C2	1147	109	
		5000	MacAdam 3step	SPHWAHDNC27YZR3C2	1156	110	
 LC020C Gen 2	80+	2700	MacAdam 3step	SPHWAHDNF25YZW3C2	2485	118	600mA 35.0V
		3000	MacAdam 3step	SPHWAHDNF25YZV3C2	2625	125	
		3500	MacAdam 3step	SPHWAHDNF25YZU3C2	2688	128	
		4000	MacAdam 3step	SPHWAHDNF25YZT3C2	2742	131	
		5000	MacAdam 3step	SPHWAHDNF25YZR3C2	2765	132	
	90+	2700	MacAdam 3step	SPHWAHDNF27YZW3C2	2127	101	
		3000	MacAdam 3step	SPHWAHDNF27YZV3C2	2237	107	
		3500	MacAdam 3step	SPHWAHDNF27YZU3C2	2304	110	
		4000	MacAdam 3step	SPHWAHDNF27YZT3C2	2351	112	
		5000	MacAdam 3step	SPHWAHDNF27YZR3C2	2372	113	
 LC030C Gen 2	80+	2700	MacAdam 3step	SPHWAHDNH25YZW3C2	3765	120	900mA 35.0V
		3000	MacAdam 3step	SPHWAHDNH25YZV3C2	3956	126	
		3500	MacAdam 3step	SPHWAHDNH25YZU3C2	4072	129	
		4000	MacAdam 3step	SPHWAHDNH25YZT3C2	4154	132	
		5000	MacAdam 3step	SPHWAHDNH25YZR3C2	4188	133	
	90+	2700	MacAdam 3step	SPHWAHDNH27YZW3C2	3222	102	
		3000	MacAdam 3step	SPHWAHDNH27YZV3C2	3389	108	
		3500	MacAdam 3step	SPHWAHDNH27YZU3C2	3490	111	
		4000	MacAdam 3step	SPHWAHDNH27YZT3C2	3562	113	
		5000	MacAdam 3step	SPHWAHDNH27YZR3C2	3592	114	
 LC040C Gen 2	80+	2700	MacAdam 3step	SPHWAHDNK25YZW3C2	4305	117	1050mA 35.0V
		3000	MacAdam 3step	SPHWAHDNK25YZV3C2	4524	123	
		3500	MacAdam 3step	SPHWAHDNK25YZU3C2	4657	127	
		4000	MacAdam 3step	SPHWAHDNK25YZT3C2	4750	129	
		5000	MacAdam 3step	SPHWAHDNK25YZR3C2	4790	130	
	90+	2700	MacAdam 3step	SPHWAHDNK27YZW3C2	3684	100	
		3000	MacAdam 3step	SPHWAHDNK27YZV3C2	3875	105	
		3500	MacAdam 3step	SPHWAHDNK27YZU3C2	3991	109	
		4000	MacAdam 3step	SPHWAHDNK27YZT3C2	4073	111	
		5000	MacAdam 3step	SPHWAHDNK27YZR3C2	4108	112	

Module



Indoor Linear Light

Industrial Light

Indoor Area Light

Down & Spot Light

Outdoor Light



With their modular construction, easy-to-use connections and optimal color consistency, Samsung's linear module line-ups are well-suited for a wide variety of luminaires.

- Tight color binning for best color consistency and high uniformity
- Modular design flexibility makes a wide variety of luminaire designs possible
- Peace of mind with Samsung-backed quality and performance

Product	Key Features	Efficacy (lm/W)	Lifespan
 Q-series	<ul style="list-style-type: none"> • Highest performance • 203lm/W [4000K, CRI 80+, Tp 40°C] 	●●●●●	●●●●●
 H-series	<ul style="list-style-type: none"> • High performance • 187lm/W [4000K, CRI 80+, Tp 40°C] 	●●●●○	●●●●○
 M-series	<ul style="list-style-type: none"> • Flexible design choices • High efficacy up to 165lm/W @4000K 	●●●○●	●●●○●
 S-series	<ul style="list-style-type: none"> • High voltage solution • 170lm/W [4000K, CRI 80+, Tp 50°C] 	●●●○●	●●●○●
 V-series	<ul style="list-style-type: none"> • Value solution • 146lm/W [4000K, CRI80+, Tp 50°C] 	●●●○●	●●●○●
 T-series	<ul style="list-style-type: none"> • White tunable solution with color temperatures from 2700K to 6500K 	●●○○○	●●○○○

Q-series



Product	Luminous Flux (lm)	Power Consumption (W)	Input Voltage (V)	IF (mA)	Imax (mA)	Efficacy (lm/W)	CRI	CCT (K)	Beam Angle (°)	Size (mm)	Temperature Range (°C)	Life time (hrs)	Certification	Part Number
LT-QB22A	3680	19.7	43.8	450	900	187	80+	3000	115	1120x18x5.2	-20~+50	50000	cUL, UL	SI-B8V201B20US
	3900					198		3500						SI-B8U201B20US
	4000					203		4000						SI-B8T201B20US
	4100					208		5000						SI-B8R201B20US
LT-Q562A	1840	9.9	21.9	450	900	187	80+	3000	115	560x18x5.8	-20~+50	50000	cUL, UL	SI-B8V101560US
	1950					198		3500						SI-B8U101560US
	2000					203		4000						SI-B8T101560US
	2050					208		5000						SI-B8R101560US
LT-Q282A	920	4.9	10.9	450	900	187	80+	3000	115	275x18x5.8	-20~+50	50000	cUL, UL	SI-B8V051280US
	975					198		3500						SI-B8U051280US
	1000					203		4000						SI-B8T051280US
	1025					208		5000						SI-B8R051280US

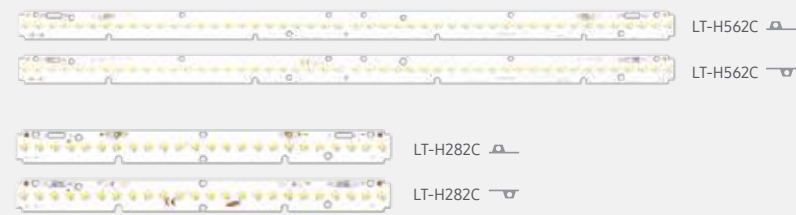


Product	Luminous Flux (lm)	Power Consumption (W)	Input Voltage (V)	IF (mA)	Imax (mA)	Efficacy (lm/W)	CRI	CCT (K)	Beam Angle (°)	Size (mm)	Temperature Range (°C)	Life time (hrs)	Certification	Part Number
LT-Q562B	1840	9.9	54.8	180	360	187	80+	3000	115	560x24x5.2	-20~+50	50000	CE, ENEC	SI-B8V103560EU
	2000					203		4000						SI-B8T103560EU
	2000					203		6500						SI-B8P103560EU
LT-Q282B	920	4.9	27.4	180	360	187	80+	3000	115	280x24x5.2	-20~+50	50000	CE, ENEC	SI-B8V053280EU
	1000					203		4000						SI-B8T053280EU
	1000					203		6500						SI-B8P053280EU

H-series



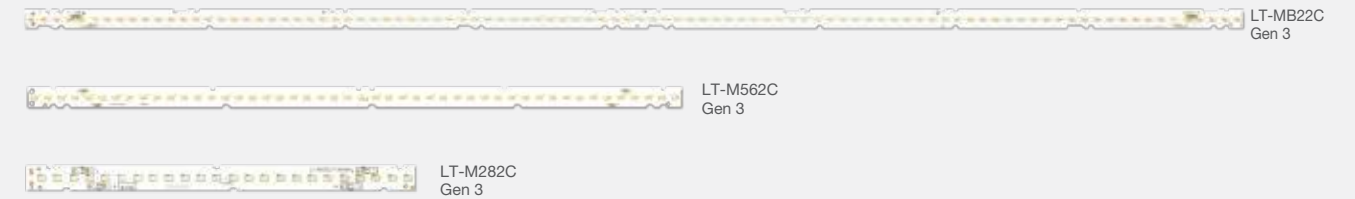
Product	Luminous Flux (lm)	Power Consumption (W)	Input Voltage (V)	IF (mA)	Imax (mA)	Efficacy (lm/W)	CRI	CCT (K)	Beam Angle (°)	Size (mm)	Temperature Range (°C)	Life time (hrs)	Certification	Part Number
LT-HB22D	3870	21.6	22.5	960	2400	179	80+	3000	115	1120x18x5.8	-20~+50	50000	cUL, UL	SI-B8V221B2HUS
	3925					182		3500						SI-B8U221B2HUS
	4040					187		4000						SI-B8T221B2HUS
	4040					187		5000						SI-B8R221B2HUS
LT-H562D	1935	10.8	22.5	480	1200	179	80+	3000	115	560x18x5.8	-20~+50	50000	cUL, UL	SI-B8V11156HUS
	1965					182		3500						SI-B8U11156HUS
	2020					187		4000						SI-B8T11156HUS
	2020					187		5000						SI-B8R11156HUS
LT-H282D	970	5.4	22.5	240	600	180	80+	3000	115	275x18x5.8	-20~+50	50000	cUL, UL	SI-B8V05128HUS
	980					181		3500						SI-B8U05128HUS
	1010					187		4000						SI-B8T05128HUS
	1010					187		5000						SI-B8R05128HUS



Product	Luminous Flux (lm)	Power Consumption (W)	Input Voltage (V)	IF (mA)	Imax (mA)	Efficacy (lm/W)	CRI	CCT (K)	Beam Angle (°)	Size (mm)	Temperature Range (°C)	Life time (hrs)	Certification	Part Number	
LT-H562C	1935	10.8	45.0	240	600	179	80+	3000	115	559.7x23.8x5.2	-20~+50	50000	CE, ENEC	SI-B8V11156HEU	
															SI-B8U11156HEU
	2020					187		4000						SI-B8T11156HEU	
	2020					187		6500						SI-B8R11156HEU	
LT-H282C	970	5.4	22.5	240	600	180	80+	3000	115	279.7x23.8x5.2	-20~+50	50000	CE, ENEC	SI-B8V05128HEU	
															SI-B8U05128HEU
	1010					187		4000						SI-B8T05128HEU	
	1010					187		6500						SI-B8R05128HEU	

* Front wiring connector, Rear wiring connector

M-series



Product	Luminous Flux (lm)	Power Consumption (W)	Input Voltage (V)	IF (mA)	Imax (mA)	Efficacy (lm/W)	CRI	CCT (K)	Beam Angle (°)	Size (mm)	Temperature Range (°C)	Life time (hrs)	Certification	Part Number
LT-MB22C Gen 3	5330	33.6	24	1400	2160	159	80+	3000	115	1120x18x5.2	-20~+50	50000	cUL, UL	SI-B8V341B2001
	5400					161		3500						SI-B8U341B2001
	5550					165		4000						SI-B8T341B2001
	5550					165		5000						SI-B8R341B2001
LT-M562C Gen 3	2665	16.8	24	700	1080	159	80+	3000	115	560x18x5.8	-20~+50	50000	cUL, UL	SI-B8V17256001
	2700					161		3500						SI-B8U17256001
	2775					165		4000						SI-B8T17256001
	2775					165		5000						SI-B8R17256001
LT-M282C Gen 3	1660	11.2	24.8	450	540	149	80+	3000	115	275x18x5.8	-20~+50	50000	cUL, UL	SI-B8V11428001
	1680					151		3500						SI-B8U11428001
	1730					155		4000						SI-B8T11428001
	1730					155		5000						SI-B8R11428001



Product	Luminous Flux (lm)	Power Consumption (W)	Input Voltage (V)	IF (mA)	Imax (mA)	Efficacy (lm/W)	CRI	CCT (K)	Beam Angle (°)	Size (mm)	Temperature Range (°C)	Life time (hrs)	Certification	Part Number
LT-MB22A	3160	22.3	24.8	900	1080	142	80+	3000	115	1120x18x5.2	-20~+50	50000	cUL, UL	SI-B8V221B20WW
	3210					144		3500						SI-B8U221B20WW
	3300					148		4000						SI-B8T221B20WW
	3300					148		5000						SI-B8R221B20WW
LT-MB22B	4210	29.8	24.8	1200	1440	141	80+	3000	115	1120x18x5.2	-20~+50	50000	cUL, UL	SI-B8V301B20WW
	4280					144		3500						SI-B8U301B20WW
	4400					148		4000						SI-B8T301B20WW
	4400					148		5000						SI-B8R301B20WW
LT-MB22C	5070	33.6	24.0	1400	2160	151	80+	3000	115	1120x18x5.2	-20~+50	50000	cUL, UL	SI-B8V341B20WW
	5150					153		3500						SI-B8U341B20WW
	5310					158		4000						SI-B8T341B20WW
	5310					158		5000						SI-B8R341B20WW

Indoor Linear Light

Module



Product	Luminous Flux (lm)	Power Consumption (W)	Input Voltage (V)	IF (mA)	Imax (mA)	Efficacy (lm/W)	CRI	CCT (K)	Beam Angle (°)	Size (mm)	Temperature Range (°C)	Life time (hrs)	Certification	Part Number
LT-M562A Gen 2	1580	11.2	24.8	450	540	141	80+	3000	115	560x18x5.8	-20~+50	50000	CE cUL, UL	SI-B8V113560WW
	1605					144		3500						SI-B8U113560WW
	1650					148		4000						SI-B8T113560WW
	1650					148		5000						SI-B8R113560WW
LT-M562B Gen 2	2105	14.9	24.8	600	720	141	80+	3000	115	560x18x5.8	-20~+50	50000	CE cUL, UL	SI-B8V152560WW
	2140					144		3500						SI-B8U152560WW
	2200					148		4000						SI-B8T152560WW
	2200					148		5000						SI-B8R152560WW
LT-M562C Gen 2	2535	16.8	24.0	700	1080	151	80+	3000	115	560x18x5.8	-20~+50	50000	CE cUL, UL	SI-B8V172560WW
	2575					153		3500						SI-B8U172560WW
	2655					158		4000						SI-B8T172560WW
	2655					158		5000						SI-B8R172560WW



Product	Luminous Flux (lm)	Power Consumption (W)	Input Voltage (V)	IF (mA)	Imax (mA)	Efficacy (lm/W)	CRI	CCT (K)	Beam Angle (°)	Size (mm)	Temperature Range (°C)	Life time (hrs)	Certification	Part Number
LT-M282A Gen 2	790	5.6	12.4	450	540	142	80+	3000	115	275x18x5.8	-20~+50	50000	CE cUL, UL	SI-B8V052280WW
	800					143		3500						SI-B8U052280WW
	825					148		4000						SI-B8T052280WW
	825					148		5000						SI-B8R052280WW
LT-M282B Gen 2	1050	7.4	24.8	300	360	142	80+	3000	115	275x18x5.8	-20~+50	50000	CE cUL, UL	SI-B8V072280WW
	1070					144		3500						SI-B8U072280WW
	1100					148		4000						SI-B8T072280WW
	1100					148		5000						SI-B8R072280WW
LT-M282C Gen 2	1580	11.2	24.8	450	540	142	80+	3000	115	275x18x5.8	-20~+50	50000	CE cUL, UL	SI-B8V114280WW
	1605					144		3500						SI-B8U114280WW
	1650					148		4000						SI-B8T114280WW
	1650					148		5000						SI-B8R114280WW

Indoor Linear Light

Module



Product	Luminous Flux (lm)	Power Consumption (W)	Input Voltage (V)	IF (mA)	Imax (mA)	Efficacy (lm/W)	CRI	CCT (K)	Beam Angle (°)	Size (mm)	Temperature Range (°C)	Life time (hrs)	Certification	Part Number
LT-M562F	1205	11.2	24.8	450	540	108	90+	2700	115	560x18x5.8	-20~+50	50000	cUL, UL	SI-B9W111560WW
	1225					110		3000						SI-B9V111560WW
	1250					112		3500						SI-B9U111560WW
	1300					116		4000						SI-B9T111560WW
	1605					108		2700						SI-B9W151560WW
LT-M562G	1635	14.9	24.8	600	720	110	90+	3000	115	560x18x5.8	-20~+50	50000	cUL, UL	SI-B9V151560WW
	1670					112		3500						SI-B9U151560WW
	1730					116		4000						SI-B9T151560WW
	1935					115		2700						SI-B9W171560WW
	1970					117		3000						SI-B9V171560WW
LT-M562H	2010	16.8	24.0	700	1080	120	90+	3500	115	560x18x5.8	-20~+50	50000	cUL, UL	SI-B9U171560WW
	2085					124		4000						SI-B9T171560WW



Product	Luminous Flux (lm)	Power Consumption (W)	Input Voltage (V)	IF (mA)	Imax (mA)	Efficacy (lm/W)	CRI	CCT (K)	Beam Angle (°)	Size (mm)	Temperature Range (°C)	Life time (hrs)	Certification	Part Number
LT-M272F	600	5.6	12.4	450	540	108	90+	2700	115	275x18x5.8	-20~+50	50000	cUL, UL	SI-B9W051280WW
	615					110		3000						SI-B9V051280WW
	625					112		3500						SI-B9U051280WW
	650					116		4000						SI-B9T051280WW
	800					108		2700						SI-B9W071280WW
LT-M272G	820	7.4	24.8	300	360	110	90+	3000	115	275x18x5.8	-20~+50	50000	cUL, UL	SI-B9V071280WW
	835					112		3500						SI-B9U071280WW
	865					116		4000						SI-B9T071280WW
	1205					108		2700						SI-B9W113280WW
	1225					110		3000						SI-B9V113280WW
LT-M272H	1250	11.2	24.8	450	540	112	90+	3500	115	275x18x5.8	-20~+50	50000	cUL, UL	SI-B9U113280WW
	1300					116		4000						SI-B9T113280WW

S-series



Product	Luminous Flux (lm)	Power Consumption (W)	Input Voltage (V)	IF (mA)	Imax (mA)	Efficacy (lm/W)	CRI	CCT (K)	Beam Angle (°)	Size (mm)	Temperature Range (°C)	Life time (hrs)	Certification	Part Number
LT-S562H	2155	13.2	46.9	280	540	163	80+	3000	115	559.7×23.8×5.2 559.7×23.8×7.4	-20~+50	50000	CE, ENEC	SI-B8V13156SEU
	2250					170		4000						SI-B8T13156SEU
	2250					170		6500						SI-B8P13156SEU
LT-S282H	1070	6.6	23.4	280	540	163	80+	3000	115	279.7×23.8×5.2 279.7×23.8×7.4	-20~+50	50000	CE, ENEC	SI-B8V07128VEU
	1120					170		4000						SI-B8T07128VEU
	1120					170		6500						SI-B8P07128VEU
LT-S142H	535	3.3	11.7	280	540	163	80+	3000	115	139.8×23.8×5.2 139.8×23.8×7.4	-20~+50	50000	CE, ENEC	SI-B8V03114SEU
	560					170		4000						SI-B8T03114SEU
	560					170		6500						SI-B8P03114SEU
LT-S562H	1715	13.1	46.9	280	540	131	90+	3000	115	559.7×23.8×5.2 559.7×23.8×7.4	-20~+50	50000	CE, ENEC	SI-B9V13156SEU
	1810					138		4000						SI-B9T13156SEU
	1875					143		5000						SI-B9R13156SEU
	1875					143		6500						SI-B9P13156SEU
						143		6500						SI-B9P13256SEU
LT-S282H	860	6.6	23.5	280	540	131	90+	3000	115	279.7×23.8×5.2 279.7×23.8×7.4	-20~+50	50000	CE, ENEC	SI-B9V07128VEU
	905					138		4000						SI-B9T07128VEU
	940					143		5000						SI-B9R07128VEU
						143		6500						SI-B9P07128VEU
LT-S142H	430	3.3	11.7	280	540	131	90+	3000	115	139.8×23.8×5.2 139.8×23.8×7.4	-20~+50	50000	CE, ENEC	SI-B9V03114SEU
	455					139		4000						SI-B9T03114SEU
	470					143		5000						SI-B9R03114SEU
						143		6500						SI-B9P03114SEU
	470					143		6500						SI-B9P03214SEU

* Front wiring connector, Rear wiring connector



Product	Luminous Flux (lm)	Power Consumption (W)	Input Voltage (V)	IF (mA)	Imax (mA)	Efficacy (lm/W)	CRI	CCT (K)	Beam Angle (°)	Size (mm)	Temperature Range (°C)	Life time (hrs)	Certification	Part Number
LT-S562H_V2	1070	6.6	23.4	280	540	163	80+	3000	115	559.7×23.8×5.2	-20~+50	50000	CE, ENEC	SI-B8V07156SEU
	1120					170		4000						SI-B8T07156SEU
	1120					170		6500						SI-B8P07156SEU
LT-S282H_V2	530	3.3	11.7	280	540	161	80+	3000	115	279.7×23.8×5.2	-20~+50	50000	CE, ENEC	SI-B8V03128SEU
	560					170		4000						SI-B8T03128SEU
	560					170		6500						SI-B8P03128SEU
LT-S142H_V2	270	1.6	5.9	280	540	165	80+	3000	115	139.8×23.8×5.2	-20~+50	50000	CE, ENEC	SI-B8V02114SEU
	280					171		4000						SI-B8T02114SEU
	280					171		6500						SI-B8P02114SEU
LT-S562H_V2	860	6.6	23.4	280	540	131	90+	3000	115	559.7×23.8×5.2	-20~+50	50000	CE, ENEC	SI-B9V07156SEU
	905					138		4000						SI-B9T07156SEU
	940					143		5000						SI-B9R07156SEU
						143		6500						SI-B9P07156SEU
	430					131		3000						SI-B9V03128SEU
LT-S282H_V2	455	3.3	11.7	280	540	139	90+	4000	115	279.7×23.8×5.2	-20~+50	50000	CE, ENEC	SI-B9T03128SEU
	470					143		5000						SI-B9R03128SEU
	470					143		6500						SI-B9P03128SEU
						143		6500						SI-B9P03128SEU
LT-S142H_V2	215	1.6	5.9	280	540	131	90+	3000	115	139.8×23.8×5.2	-20~+50	50000	CE, ENEC	SI-B9V02114SEU
	230					139		4000						SI-B9T02114SEU
	235					143		5000						SI-B9R02114SEU
						143		6500						SI-B9P02114SEU

V-series Gen 2



Product	Luminous Flux (lm)	Power Consumption (W)	Input Voltage (V)	IF (mA)	I _{max} (mA)	Efficacy (lm/W)	CRI	CCT (K)	Beam Angle (°)	Size (mm)	Temperature Range (°C)	Life time (hrs)	Certification	Part Number
LT-VB22F	8300	52.1	46.5	1120	1350	159	80+	3000	115	1120x18x5.5	-30~+50	50000	cUL, UL	SI-B8V522B2CUS
	8410					161		3500						SI-B8U522B2CUS
	8690					167		4000						SI-B8T522B2CUS
	8800					169		5000						SI-B8R522B2CUS
	4150					159		3000						SI-B8V26256CUS
LT-V562F	4205	26.1	23.3	1120	1350	161	80+	3500	115	560x18x5.5	-30~+50	50000	cUL, UL	SI-B8U26256CUS
	4345					167		4000						SI-B8T26256CUS
	4400					169		5000						SI-B8R26256CUS
	8300					159		3000						SI-B8V52256CUS
LT-V564F	8410	52.1	46.5	1120	1350	161	80+	3500	115	560x39.8x5.5	-30~+50	50000	cUL, UL	SI-B8U52256CUS
	8690					167		4000						SI-B8T52256CUS
	8800					169		5000						SI-B8R52256CUS
	5360					165		3000						SI-B8V342B2CUS
LT-VB22C	5440	32.5	46.4	700	900	167	80+	3500	115	1120x18x5.5	-30~+50	50000	cUL, UL	SI-B8U342B2CUS
	5620					173		4000						SI-B8T342B2CUS
	5690					175		5000						SI-B8R342B2CUS
	2680					165		3000						SI-B8V17256CWW
LT-V562C	2720	16.2	23.2	700	900	167	80+	3500	115	560x18x5.5	-30~+50	50000	cUL, UL	SI-B8U17256CWW
	2810					173		4000						SI-B8T17256CWW
	2845					175		5000						SI-B8R17256CWW

V-series




Product	Luminous Flux (lm)	Power Consumption (W)	Input Voltage (V)	IF (mA)	I _{max} (mA)	Efficacy (lm/W)	CRI	CCT (K)	Beam Angle (°)	Size (mm)	Temperature Range (°C)	Life time (hrs)	Certification	Part Number
LT-VB22A	2696	21.2	25.2	840	1080	127	80+	3000	115	1120x18x5.5	-20~+50	50000	cUL, UL	SI-B8V221B2CUS
	2800					132		3500						SI-B8U221B2CUS
	2904					137		4000						SI-B8T221B2CUS
	2904					137		5000						SI-B8R221B2CUS
	4090					128		3000						SI-B8V301B2CUS
LT-VB22B	4218	32.0	25.4	1260	1440	132	80+	3500	115	1120x18x5.5	-20~+50	50000	cUL, UL	SI-B8U301B2CUS
	4314					135		4000						SI-B8T301B2CUS
	4314					135		5000						SI-B8R301B2CUS
	4540					135		3000						SI-B8V341B2CUS
LT-VB22C	4738	33.6	48.0	700	1080	141	80+	3500	115	1120x18x5.5	-20~+50	50000	cUL, UL	SI-B8U341B2CUS
	4920					146		4000						SI-B8T341B2CUS
	4920					146		5000						SI-B8R341B2CUS

Indoor Linear Light



Product	Luminous Flux (lm)	Power Consumption (W)	Input Voltage (V)	IF (mA)	I _{max} (mA)	Efficacy (lm/W)	CRI	CCT (K)	Beam Angle (°)	Size (mm)	Temperature Range (°C)	Life time (hrs)	Certification	Part Number
LT-V562A	1348	10.6	25.2	420	540	127	80+	3000	115	560x18x5.5	-20~+50	50000	cUL, UL	SI-B8V11156CWW
	1400					132		3500						SI-B8U11156CWW
	1452					137		4000						SI-B8T11156CWW
	1452					137		5000						SI-B8R11156CWW
	2045					128		3000						SI-B8V15156CWW
LT-V562B	2109	16.0	25.4	630	720	132	80+	3500	115	560x18x5.5	-20~+50	50000	cUL, UL	SI-B8U15156CWW
	2157					135		4000						SI-B8T15156CWW
	2157					135		5000						SI-B8R15156CWW
	2270					135		3000						SI-B8V17156CWW
LT-V562C	2369	16.8	24.0	700	1080	141	80+	3500	115	560x18x5.5	-20~+50	50000	cUL, UL	SI-B8U17156CWW
	2460					146		4000						SI-B8T17156CWW
	2460					146		5000						SI-B8R17156CWW



Product	Luminous Flux (lm)	Power Consumption (W)	Input Voltage (V)	IF (mA)	I _{max} (mA)	Efficacy (lm/W)	CRI	CCT (K)	Beam Angle (°)	Size (mm)	Temperature Range (°C)	Life time (hrs)	Certification	Part Number
LT-V282A	724	5.7	12.6	450	540	128	80+	3000	115	275x18x5.5	-20~+50	50000	cUL, UL	SI-B8V06128CWW
	746					132		3500						SI-B8U06128CWW
	769					136		4000						SI-B8T06128CWW
	769					136		5000						SI-B8R06128CWW
	965					128		3000						SI-B8V08128CWW
LT-V282B	995	7.6	25.2	300	360	132	80+	3500	115	275x18x5.5	-20~+50	50000	cUL, UL	SI-B8U08128CWW
	1026					136		4000						SI-B8T08128CWW
	1026					136		5000						SI-B8R08128CWW

Indoor Linear Light

T-series








Product	Luminous Flux (lm)	Power Consumption (W)	Input Voltage (V)	IF (mA)	I _{max} (mA)	Efficacy (lm/W)	CRI	CCT (K)	Beam Angle (°)	Size (mm)	Temperature Range (°C)	Life time (hrs)	Certification	Part Number
LT-T562C	1900	13.5	18.0 / 0	750 / 0	-	141	80+	2700	115	560x18x5.5	-20~+50	50000	cUL, UL	SI-B8A131560WW
	2075	12.6	16.7 / 16.7	375 / 375	-	165		4000						SI-B8A131560WW
	2060	13.5	0 / 18.0	0 / 750	-	153		6500						SI-B8A131560WW
	950	6.8	9.0 / 0	750 / 0	-	141		2700						SI-B8A131560WW
LT-T282C	1040	6.3	8.4 / 8.4	375 / 375	-	165	80+	4000	115	275x18x5.5	-20~+50	50000	cUL, UL	SI-B8A071280WW
	1030	6.8	0 / 9.0	0 / 750	-	153		6500						SI-B8A071280WW



Superior performance for high flux luminaires in industrial lighting

- Optimized for industrial lighting applications
- Reduced thermal resistance using Samsung's high performing mid-power LEDs
- Better uniformity & cost effective

Product	Key Features	Efficacy (lm/W)	Lifespan
 H inFlux	<ul style="list-style-type: none"> • Wide lumen flux coverage - up to 40,000lm by combining modules • Highest performance • 192lm/W [4000K, CRI 80+, Tp 55°C] 	●●●●●	●●●●●
 F-series	<ul style="list-style-type: none"> • High lumen density of 18,600lm to replace tubes in high/low bay lighting • Platform & flexible design choices • High efficacy up to 175lm/W @4000K 	●●●●○	●●●●○
 V-series F-type	<ul style="list-style-type: none"> • Value solution • 146lm/W [4000K, CRI80+, Tp 50°C] 	●●○○○	●●○○○
 R-series	<ul style="list-style-type: none"> • High lm/W for high ceiling/height applications • High efficacy up to 169lm/W @4000K 	●●●●○	●●●●○
 Round Highbay	<ul style="list-style-type: none"> • Wide lumen choice available in the same fixture • Good thermal management by flip-chip technology 	●●●○○	●●●●●

H inFlux



Product	Luminous Flux (lm)	Power Consumption (W)	Input Voltage (V)	IF (mA)	Imax (mA)	Efficacy (lm/W)	CRI	CCT (K)	Beam Angle (°)	Size (mm)	Temperature Range (°C)	Life time (hrs)	Certification	Part Number
H inFlux_L04	3960	22.3	22.3	1000	1380	178	80+	3000	120	560x24x5.9	-40~+50	50000	CE, cUL, UL	SL-B8V2N80LAWW
	4060					182		3500						SL-B8U2N80LAWW
	4280					192		4000						SL-B8T2N80LAWW
	4280					192		5000						SL-B8R2N80LAWW
H inFlux_L06	5630	32.0	22.4	1430	950	176	80+	3000	120	560x24x5.9	-40~+50	50000	CE, cUL, UL	SL-B8V3N80LAWW
	5800					181		3500						SL-B8U3N80LAWW
	6110					191		4000						SL-B8T3N80LAWW
	6110					191		5000						SL-B8R3N80LAWW
H inFlux_L09	7910	44.6	44.6	1000	1380	177	80+	3000	120	561x41x5.9	-40~+50	50000	CE, cUL, UL	SL-B8V4N90LAWW
	8130					182		3500						SL-B8U4N90LAWW
	8570					192		4000						SL-B8T4N90LAWW
	8570					192		5000						SL-B8R4N90LAWW
H inFlux_S02	1980	11.1	11.1	1000	1380	178	80+	3000	120	280x24x5.9	-40~+50	50000	CE, cUL, UL	SL-B8V1N30LAWW
	2030					183		3500						SL-B8U1N30LAWW
	2140					193		4000						SL-B8T1N30LAWW
	2140					193		5000						SL-B8R1N30LAWW
H inFlux_S03	2820	16.0	11.2	1430	950	176	80+	3000	120	280x24x5.9	-40~+50	50000	CE, cUL, UL	SL-B8V1N60LAWW
	2890					180		3500						SL-B8U1N60LAWW
	3060					191		4000						SL-B8T1N60LAWW
	3060					191		5000						SL-B8R1N60LAWW
H inFlux_S04	3960	22.3	22.3	1000	1380	178	80+	3000	120	281x41x5.9	-40~+50	50000	CE, cUL, UL	SL-B8V2N70LAWW
	4060					182		3500						SL-B8U2N70LAWW
	4280					192		4000						SL-B8T2N70LAWW
	4280					192		5000						SL-B8R2N70LAWW

F-series



Product	Luminous Flux (lm)	Power Consumption (W)	Input Voltage (V)	IF (mA)	Imax (mA)	Efficacy (lm/W)	CRI	CCT (K)	Beam Angle (°)	Size (mm)	Temperature Range (°C)	Life time (hrs)	Certification	Part Number
LT-FB22B	8670	51.5	46.0	1120	1800	168	80+	3000	115	1120x18x5.2	-30~+55	50000	cUL, UL	SI-B8V521B20WW
	8800					171		3500						SI-B8U521B20WW
	9000					175		4000						SI-B8T521B20WW
	9300					181		5000						SI-B8R521B20WW
LT-FB24B	17340	103.0	46.0	2240	3600	168	80+	3000	115	1120x39.8x5.2	-30~+55	50000	cUL, UL	SI-B8VZ91B20WW
	17600					171		3500						SI-B8UZ91B20WW
	18000					175		4000						SI-B8TZ91B20WW
	18600					181		5000						SI-B8RZ91B20WW
LT-F562B	4335	25.8	23.0	1120	1800	168	80+	3000	115	560x18x5.2	-30~+55	50000	cUL, UL	SI-B8V261560WW
	4400					171		3500						SI-B8U261560WW
	4500					175		4000						SI-B8T261560WW
	4650					181		5000						SI-B8R261560WW
LT-F564B	8670	51.5	46.0	1120	1800	168	80+	3000	115	559.7x39.8x5.2	-30~+55	50000	cUL, UL	SI-B8V521560WW
	8800					171		3500						SI-B8U521560WW
	9000					175		4000						SI-B8T521560WW
	9300					181		5000						SI-B8R521560WW
LT-F284B	4335	25.8	23.0	1120	1800	168	80+	3000	115	280x40x5.2	-30~+55	50000	cUL, UL	SI-B8V261280WW
	4400					171		3500						SI-B8U261280WW
	4500					175		4000						SI-B8T261280WW
	4650					181		5000						SI-B8R261280WW

V-series F-type



Product	Luminous Flux (lm)	Power Consumption (W)	Input Voltage (V)	IF (mA)	Imax (mA)	Efficacy (lm/W)	CRI	CCT (K)	Beam Angle (°)	Size (mm)	Temperature Range (°C)	Life time (hrs)	Certification	Part Number
LT-VB22F	7214	54.7	48.8	1120	1620	132	80+	3000	115	1120x18x5.5	-30~+50	50000	cUL, UL	SI-B8V521B2CUS
	7488					137		3500						SI-B8U521B2CUS
	7816					143		4000						SI-B8T521B2CUS
	8160					149		5000						SI-B8R521B2CUS
LT-VB24F	14428	109.3	48.8	2240	3240	132	80+	3000	115	1120x39.8x5.5	-30~+50	50000	cUL, UL	SI-B8VZ91B2CUS
	14976					137		3500						SI-B8UZ91B2CUS
	15632					143		4000						SI-B8TZ91B2CUS
	16288					149		5000						SI-B8RZ91B2CUS
LT-V562F	3607	27.3	24.4	1120	1620	132	80+	3000	115	560x18x5.5	-30~+50	50000	cUL, UL	SI-B8V26156CUS
	3744					137		3500						SI-B8U26156CUS
	3908					143		4000						SI-B8T26156CUS
	4072					149		5000						SI-B8R26156CUS
LT-V564F	7214	54.7	48.8	1120	1620	132	80+	3000	115	560x39.8x5.5	-30~+50	50000	cUL, UL	SI-B8V52156CUS
	7488					137		3500						SI-B8U52156CUS
	7816					143		4000						SI-B8T52156CUS
	8160					149		5000						SI-B8R52156CUS

R-series



Product	Luminous Flux (lm)	Power Consumption (W)	Input Voltage (V)	IF (mA)	Imax (mA)	Efficacy (lm/W)	CRI	CCT (K)	Beam Angle (°)	Size (mm)	Temperature Range (°C)	Life time (hrs)	Certification	Part Number
LT-R286A	1520	9.4	32.3	290	540	162	80+	3000	115	280x55x5.8 280x55x7.4	-20~+50	50000	CE, cUL, ENEC, UL	SI-B8V09A280WW
	1590					169		4000						SI-B8T09A280WW
	1635					174		5000						SI-B8R09A280WW
	1590					169		6500						SI-B8P09A280WW
LT-R286C	2810	20.7	32	648	1050	136	80+	3000	115	280x55x5.8 280x55x7.4	-20~+50	50000	CE	SI-B8V211280WW
	3000					145		4000						SI-B8T211280WW
	3000					145		5000						SI-B8R211280WW
	3000					145		5000						SI-B8P211280WW

* Front wiring connector, Rear wiring connector

Round Highbay





Product	Luminous Flux (lm)	Power Consumption (W)	Input Voltage (V)	IF (mA)	Imax (mA)	Efficacy (lm/W)	CRI	CCT (K)	Beam Angle (°)	Size (mm)	Temperature Range (°C)	Life time (hrs)	Certification	Part Number
10000lm	10300	74	40.1	2100	2500	140	80+	4000	115	Ø76x5.75	10~+50	50000	TBD	SL-B8T8NA0L1WW
	10400					142		5000						SL-B8R8NA0L1WW
20000lm	20700	148	80.3	2100	2500	140	80+	4000	115	Ø76x5.75	10~+50	50000	TBD	SL-B8TANB0L1WW
	20900					142		5000						SL-B8RANB0L1WW
30000lm	31000	222	120.4	2100	2500	140	80+	4000	115	Ø76x5.75	10~+50	50000	TBD	SL-B8TANC0L1WW
	31499					142		5000						SL-B8RANC0L1WW



High efficacy Area Platform Modules that are cost-effective and deliver uniform light output

- Available to design slimmer luminaire integrating optical technology (LAM Type)
- Value added optical technology designed by Samsung (LAM Type)
- Optimized number of packages for superior light uniformity

Product	Key Features	Efficacy (lm/W)	Lifespan
 LAM type	<ul style="list-style-type: none"> • Best solution for slim luminaire design • Good uniformity even curved optic design 	●●○○○	●●●●●
 Finger type	<ul style="list-style-type: none"> • Better uniformity solution for flat panel type • High efficacy up to 186lm/W @4000K 	●●●●●	●●●●●

LAM Type



Product	Luminous Flux (lm)	Power Consumption (W)	Input Voltage (V)	IF (mA)	Imax (mA)	Efficacy (lm/W)	CRI	CCT (K)	Beam Angle (°)	Size (mm)	Temperature Range (°C)	Life time (hrs)	Certification	Part Number
LAM-SQ30C	1445	10.6	30.2	350	540	137	80+	3000	145	259x250x6.6	-20~+50	50000	CE, ENEC	SI-B8V114250WW
	1515					4000		SI-B8T114250WW						
	1515					6500		SI-B8P114250WW						
LAM-RT30C	1445	10.6	30.2	350	540	137	80+	3000	145	216x273x6.6	-20~+50	50000	CE, ENEC	SI-B8V116280WW
	1515					4000		SI-B8T116280WW						
	1515					6500		SI-B8P116280WW						
LAM-SQ32B	1280	9.0	23.5	385	600	141	80+	3000	145	259x250x6.6	-20~+50	50000	UL	SI-B8U09526001
	1300					3500		SI-B8U09526001						
	1340					4000		SI-B8T09526001						
	1380					5000		SI-B8R09526001						

Finger Type








Product	Luminous Flux (lm)	Power Consumption (W)	Input Voltage (V)	IF (mA)	Imax (mA)	Efficacy (lm/W)	CRI	CCT (K)	Beam Angle (°)	Size (mm)	Temperature Range (°C)	Life time (hrs)	Certification	Part Number
Finger-128D	2450	12.4	21.7	570	2880	198	80+	3000	115	250x523x5.8	-20~+50	50000	CE, ENEC	SI-B8V121530WW
	2600					4000		SI-B8T121530WW						
	1385					3000		SI-B8V102250WW						
Finger-SQ64C	1405	7.8	11.2	700	2400	180	80+	3500	115	259x250x5.8	-20~+50	50000	CE, ENEC	SI-B8U102250WW
	1450					4000		SI-B8T102250WW						
	1495					5000		SI-B8R102250WW						
	1450					6500		SI-B8P102250WW						
Finger-RT64C	1385	7.8	11.2	700	2400	178	80+	3000	115	230x273x5.8	-20~+50	50000	CE, ENEC	SI-B8V104280WW
	1405					3500		SI-B8U104280WW						
	1450					4000		SI-B8T104280WW						
	1495					5000		SI-B8R104280WW						
Finger-SQ30C	1535	10.6	30.2	350	540	145	80+	3000	115	259x250x5.8	-20~+50	50000	CE, ENEC	SI-B8V113250WW
	1610					4000		SI-B8T113250WW						
	1610					6500		SI-B8P113250WW						
Finger-RT30C	1535	10.6	30.2	350	540	145	80+	3000	115	216x273x5.8	-20~+50	50000	CE, ENEC	SI-B8V115280WW
	1610					4000		SI-B8T115280WW						
	1610					6500		SI-B8P115280WW						
	1370					3500		SI-B8U09626001						
Finger-SQ32B	1410	9.0	23.5	385	600	156	80+	4000	115	259x250x5.8	-20~+50	50000	UL	SI-B8T09626001
	1450					5000		SI-B8R09626001						



High efficacy modules that are ideal for use in downlights and spotlights

- High efficacy downlight modules with latest LED technology from Samsung
- Suitable for various applications including general flood light, spotlight and ceiling light
- Best color consistency derived from Samsung's extensive binning expertise

Product	Key Features	Efficacy (lm/W)	Lifespan
 CSP Spot	<ul style="list-style-type: none"> • Designed following Zhaga specification, excellent compatibility of eco-partner's component • Possible to design various sizes of downlights 	●●●○○	●●●●○
 CSP Spot Tunable	<ul style="list-style-type: none"> • 1000/2000lm color tunable solutions with a small LES 	●●●○○	●●●●○
 Round Module Gen 3	<ul style="list-style-type: none"> • High efficacy down-light modules with latest LED technology • Possible to design 4~8inch downlight 	●●●●●	●●●●○
 ACOM Round 120mm	<ul style="list-style-type: none"> • Easy installation (No external driver required) • Cost competitive with good lm/\$ 	●●●●○	●●●○○
 ACOM Round 100mm	<ul style="list-style-type: none"> • Flicker-free(%Flicker < 30%), Dimming to 10% brightness with good dimmer compatibility • Designed following CEC Title-24 standard 	●●●○○	●●●○○

CSP Spot



Product	Luminous Flux (lm)	Power Consumption (W)	Input Voltage (V)	IF (mA)	Imax (mA)	Efficacy (lm/W)	Tp (°C)	CRI	CCT (K)	Beam Angle (°)	Size (mm)	Temperature Range (°C)	Life time (hrs)	Certification	Part Number
CO10	1010	9.4	23.5	400	700	107	65	80+	2700	150	19x19x2.2	-20~+50	50000	CE, cUL, ENEC, UL	SI-N8W0916E0WW
	1050					3000			SI-N8V0916E0WW						
	1070					3500			SI-N8U0916E0WW						
	1140					4000			SI-N8T0916E0WW						
CO20	1980	18.3	23.4	780	1400	108	65	80+	2700	140	19x19x2.2	-20~+50	50000	CE, cUL, ENEC, UL	SI-N8W1816E0WW
	2060					3000			SI-N8V1816E0WW						
	2110					3500			SI-N8U1816E0WW						
	2240					4000			SI-N8T1816E0WW						
CO30	2980	27.4	23.4	1170	2100	109	65	80+	2700	145	28x28x2.2	-20~+50	50000	CE, cUL, ENEC, UL	SI-N8W2716E0WW
	3090					3000			SI-N8V2716E0WW						
	3160					3500			SI-N8U2716E0WW						
	3360					4000			SI-N8T2716E0WW						
CO40	3970	36.5	23.4	1560	2800	109	65	80+	2700	140	28x28x2.2	-20~+50	50000	CE, cUL, ENEC, UL	SI-N8W3616E0WW
	4120					3000			SI-N8V3616E0WW						
	4220					3500			SI-N8U3616E0WW						
	4490					4000			SI-N8T3616E0WW						

CSP Spot Tunable



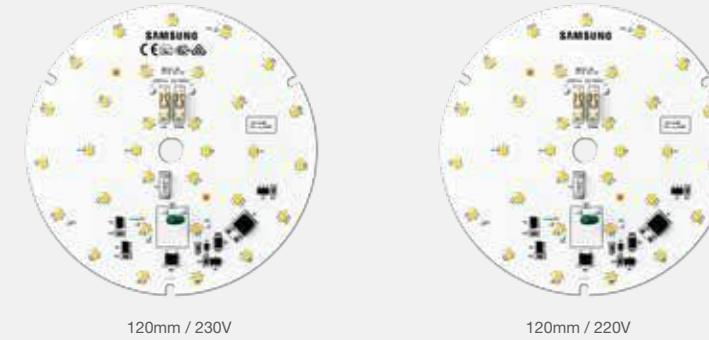
Product	Luminous Flux (lm)	Power Consumption (W)	Input Voltage (V)	IF (mA)	Imax (mA)	Efficacy (lm/W)	Tp (°C)	CRI	CCT (K)	Beam Angle (°)	Size (mm)	Temperature Range (°C)	Life time (hrs)	Certification	Part Number
TO10	990	8.5	33.9	250	350	117	65	80+	2700	150	28x28x2.2	-20~+50	50000	CE, cUL, ENEC, UL	SI-N8A1016E0WW
	1020					114			6500	145					SI-N8B1016E0WW
	990					117			2700	150					
	1080					120			5000	145					
TO20	1940	18.0	34.7	500	700	112	65	80+	2700	140	28x28x2.2	-20~+50	50000	CE, cUL, ENEC, UL	SI-N8A1816E0WW
	2040					114			6500	140					SI-N8B1816E0WW
	1940					112			2700	140					
	2160					120			5000	140					

Round Module Gen 3




Product	Luminous Flux (lm)	Power Consumption (W)	Input Voltage (V)	IF (mA)	I _{max} (mA)	Efficacy (lm/W)	T _p (°C)	CRI	CCT (K)	Beam Angle (°)	Size (mm)	Temperature Range (°C)	Life time (hrs)	Certification	Part Number
Round-090C	1200	8.3	23.6	350	540	146	55	80+	3000	115	Φ90x5.7	-20~+50	50000	CE, cUL, ENEC, UL	SI-N8V0814B0WW
	1220					148			3500						SI-N8U0814B0WW
	1250					152			4000						SI-N8T0814B0WW
Round-110C	2350	16.9	24.2	700	900	139	55	80+	3000	115	Φ110x5.7	-20~+50	50000	CE, cUL, ENEC, UL	SI-N8V1714B0WW
	2380					141			3500						SI-N8U1714B0WW
	2460					146			4000						SI-N8T1714B0WW
Round-130C	3770	27.3	39.0	700	900	139	55	80+	3000	115	Φ130x5.7	-20~+50	50000	CE, cUL, ENEC, UL	SI-N8V2816B0WW
	3830					141			3500						SI-N8U2816B0WW
	3950					145			4000						SI-N8T2816B0WW

ACOM Round 120mm



Product	Luminous Flux (lm)	Power Consumption (W)	Input Voltage (V)	Flicker (%)	THD (%)	Efficacy (lm/W)	T _p (°C)	CRI	CCT (K)	Beam Angle (°)	Size (mm)	Temperature Range (°C)	Life time (hrs)	Certification	Part Number
ACOM Round (EU) Gen 2	1430	12.1	230(AC)	100	15	118	25	80+	2700	115	Φ120x5.5	-20~+40	50000	CE, ENEC	SI-N8W1225B1EU
	1440					3000			SI-N8V1225B1EU						
	1550					4000			SI-N8T1225B1EU						
	1460					5700			SI-N8Q1115B1KR						

ACOM Round 100mm






Product	Luminous Flux (lm)	Power Consumption (W)	Input Voltage (V)	Flicker (%)	THD (%)	Efficacy (lm/W)	T _p (°C)	CRI	CCT (K)	Beam Angle (°)	Size (mm)	Temperature Range (°C)	Life time (hrs)	Certification	Part Number
ACOM Round (US)	1530	16.2	120(AC)	< 30	11	94	25	90+	2700	115	Φ100x11	-20~+40	50000	cUL, UL, T24	SI-N9W1624B1US
	1540					3000			SI-N9V1624B1US						
	1600					3500			SI-N9U1624B1US						
	1620					4000			SI-N9T1624B1US						



Easy-to-use modular design with various lumen packages combined with IP66-certified durability, makes it the smart choice for use in the harshest of environments

- Wide range of engine combinations well-suited for a variety of harsh environment applications
- High luminous efficacy
- Available with a full range of compatible drivers

Product	Key Features	Efficacy (lm/W)	Lifespan
 Modular Platform T-type Gen 2	<ul style="list-style-type: none"> • Total solution integrating LED+Optics+Thermal • With LH351B, higher lumen density of 2,650lm • IP66 	●●●●○	●●●●○
 Array Gen 2	<ul style="list-style-type: none"> • Total solution integrating LED+Optics+Thermal • High efficacy at module • Suitable for flood and highbay lighting • Robust design with waterproof durability 	●●●●○	●●●●●
 HiLOM	<ul style="list-style-type: none"> • Greater design flexibility for various fixture designs • High performance, 4,400lm (700mA) with efficacy of 132lm/W 	●●●●●	●●●●○

Modular Platform Engine



T-type Gen 2



T-type Gen 2.5 (LH181A)

Model	Light Distribution Type	Heat Sink	Connector	Luminous Flux (lm)	Power Consumption (W)	Input Voltage (V)	IF (mA)	I _{max} (mA)	Efficacy (lm/W)	CRI	CCT (K)	Weight (g)	Waterproof/Dustproof Grade	Temperature Range (Operation, Tc)	Certification	Part Number
T-type Gen 2	Type1 Short	Fin	Wire	2650	21	30	700	1000	126.2	75+	5000	295	IP66	-30~+80	CE, UL	SL-PGR2W53LBWW
	Type2 Very Short															SL-PGR2W53MBWW
	Type2 Short															SL-PGR2W57MBWW
	Type1 Short															SL-PGQ2W53LBWW
	Type2 Very Short															SL-PGQ2W53MBWW
	Type1 Short															SL-PGR2W51SBGL
	Type1 Very Short															SL-PGR2W6T1BGL
	Type2 Short															SL-PGR2W52SBGL
	Type2 Very Short															SL-PGR2W57SBGL
	Type2 Medium															SL-PGR2W52MBGL
	Type5 Short															SL-PGR2W55SBGL
	Beam Angle 85															SL-P7R2W585BGL
	Type1 Short															SL-PGR2W51SBGL
	Type2 Very Short															SL-PGR2W57SBGL
Type2 Short	SL-PGR2W52SBGL															
Type2 Short	SL-P7R2W5R1BGL															
Type2 Long	SL-P7R2W5R2BGL															
Beam Angle 85	SL-P7R2W585BGL															
T-type Gen 2.5 (LH181A)	-	Fin	Connector	2600	20	28	700	1000	130.0	80+	3000	290	IP66	+10 ~ +95	-	SL-P8V2W6RA1WW
	2800			140.0					4000							SL-P8T2W6RA1WW
	2850			142.5					5000							SL-P8R2W6RA1WW
	2850			142.5					5700							SL-P8Q2W6RA1WW

Outdoor Light

Integrated Array Module



Array 47W




Array 70W

Model	Light Distribution Type	Heat Sink	Connector	Luminous Flux (lm)	Power Consumption (W)	Input Voltage (V)	IF (mA)	Imax (mA)	Efficacy (lm/W)	CRI	CCT (K)	Weight (g)	Waterproof/Dustproof Grade	Temperature Range (Operation, Tc)	Part Number
Array Gen 2	Type2 Short	Fin	Connector	6450	47	52	900	2000	137	70+	5000	1100	IP66	-30~+80	SL-IGR5E82SBWW
	Type2 Short			9700	70	52	1350	3000	139						SL-IGR7E97SBWW
	Beam Angle 70														SL-IGR7E970BWW
	Beam Angle 120														SL-IGR7E9C0BWW

HiLOM



HiLOM-HCF0



HiLOM-SC16



HiLOM-SC28



HiLOM-SM28



HiLOM-RM64



HiLOM-RH16



HiLOM-RH12

Model	Light Distribution Type	Heat Sink	Luminous Flux (lm)	Power Consumption (W)	Input Voltage (V)	IF (mA)	Efficacy (lm/W)	CRI	CCT (K)	Weight (g)	Waterproof/Dustproof Grade	Temperature Range (Operation, Tc)	Certification	Part Number
HiLOM-HCF0	Ledil Victoria HB	N/A	25700	148.83	45.1	3300	173	70+		240				SL-B7TANB0L2WW
HiLOM-SC16	Ledil STRADA 2*2 MX	N/A	7200	59.29	24.9	2100	138	70+		17.5				SL-B7T5N90L2WW
HiLOM-SC28	Ledil STRADELLA-IP-28	N/A	4700	27.72	19.8	1400	171	70+		21.2				SL-B7T2N80L2WW
HiLOM-SM28	Ledil STRADELLA-IP-28	N/A	2430	13.79	19.7	700	176	80+	4000	21.2	N/A	-30~+80	CE*, UL	SL-B8T1N50L4WW
HiLOM-RM64	Ledil STRADELLA 16 HB	N/A	5550	31.5	22.5	1400	176	80+		40.0				SL-B8T3N80L4WW
HiLOM-RH16	Ledil STRADA 2*2	N/A	5400	32.9	23.5	1400	164	70+		40.0				SL-B7T3N80LCWW
HiLOM-RH12	Ledil STRADA IP 2*6	N/A	4050	24.71	23.4	700	164	70+		32.5				SL-B7T2N70LCWW

* CE will be added in Q4.

Driver

- White Tunable Light
- Ambient Light
- Industrial Light
- Down & Spot Light
- Outdoor Light





Part Number	Power Consumption (W)	Size (mm)	Input Voltage (V)	Output Voltage (V)	Output Current/ch (mA)	Efficiency (%)	THD (%)	Dimming	Certification	Power Factor	Remark
SLP-DUA0250AUS	25	103 x 67 x 29.5			350-1000				cUL, UL	>0.90	
SLP-DUA4350AUS	35	127 x 76.4 x 36.2	120-277	10-50	350-1400	88	<20	0-10V	cUL, UL	>0.90	Programmable Native White Tuning Dim to warm Auxiliary Power (24V)
SLP-DUA4550AUS	55	127 x 76.4 x 36.2			350-1400				cUL, UL	>0.90	



Part Number	Power Consumption (W)	Size (mm)	Input Voltage (V)	Output Voltage (V)	Output Current/ch (mA)	Efficiency (%)	THD (%)	Dimming	Certification	Power Factor	Remark
SLP-DUA43501US	35	270 x 33 x 25			350-1400				cUL, UL	>0.90	
SLP-DUA45501US	55	300 x 33 x 25	120-277	10-50	350-1400	88	<20	0-10V	cUL, UL	>0.90	Programmable Native White Tuning Dim to warm Auxiliary Power (24V)
SLP-DUA47501US	75	330 x 33 x 30			350-1000				cUL, UL	>0.90	



Part Number	Power Consumption (W)	Size (mm)	Input Voltage (V)	Output Voltage (V)	Output Current/ch (mA)	Efficiency (%)	THD (%)	Dimming	Certification	Power Factor	Remark
SLP-DUA025DAWW	25	127 x 76.4 x 36.2	120-277	10-50	350-1000	88	<20	DALI	CE, cUL, ENEC, UL	>0.90	Programmable Device Type 8 Auxiliary Power (24V)



Part Number	Power Consumption (W)	Size (mm)	Input Voltage (V)	Output Voltage (V)	Output Current/ch (mA)	Efficiency (%)	THD (%)	Dimming	Certification	Power Factor	Remark
SLP-DUA435D1US	35	270 x 33 x 25			350-1400				cUL, UL	>0.90	
SLP-DUA455D1US	55	300 x 33 x 25	120-277	10-50	350-1400	88	<20	DALI	cUL, UL	>0.90	Programmable Device Type 8 Auxiliary Power (24V)
SLP-DUA475D1US	75	330 x 33 x 30			350-1400				cUL, UL	>0.90	



Part Number	Power Consumption (W)	Size (mm)	Input Voltage (V)	Output Voltage (V)	Output Current/ch (mA)	Efficiency (%)	THD (%)	Dimming	Certification	Power Factor	Remark
SLP-D2A435D1EU	35	270 x 33 x 25			350-1400				CE, ENEC	>0.90	
SLP-D2A455D1EU	55	300 x 33 x 25	220-240	10-50	350-1400	88	<20	DALI	CE, ENEC	>0.90	Programmable Device Type 8 Auxiliary Power (24V)
SLP-D2A475D1EU	75	330 x 33 x 30			350-1400				CE, ENEC	>0.90	



Part Number	Power Consumption (W)	Size (mm)	Input Voltage (V)	Output Voltage (V)	Output Current/ch (mA)	Efficiency (%)	THD (%)	Dimming	Certification	Power Factor	Remark
SLP-DUA47531WW	75	330 x 30 x 30	120-277	10-50	350-1000	88	<20	0-10V, DALI	CE, cUL, UL	>0.90	Programmable Native White Tuning Device Type 8 Auxiliary Power (24V)

Ambient Light



SI-CU1023001WW / SI-CU1023002WW

Part Number	Power Consumption (W)	Size (mm)	Input Voltage (V)	Output Voltage (V)	Output Current/ch (mA)	Efficiency (%)	THD (%)	Dimming	Certification	Power Factor	Remark
SI-CU1023001WW	30	300 x 30 x 21	120-277	14-54	350-800	87	<20	0-10V	Class P, cUL, UL	>0.9	Output current adjustable by Rset, 1% - 100% Dimming
SI-CU1023002WW	30		120-277								



SI-CU1625001US / SI-CU1625002US

Part Number	Power Consumption (W)	Size (mm)	Input Voltage (V)	Output Voltage (V)	Output Current/ch (mA)	Efficiency (%)	THD (%)	Dimming	Certification	Power Factor	Remark
SI-CU1625001US	50	300 x 30 x 21	120-277	15-54	700-1600	87	<20	0-10V	Class P, cUL, UL	>0.9	Output current adjustable by Programming, 1% - 100% Dimming
SI-CU1625002US	50		120-277								



SI-C235150N1EU



SI-C2H5170N1EU

Part Number	Power Consumption (W)	Size (mm)	Input Voltage (V)	Output Voltage (V)	Output Current/ch (mA)	Efficiency (%)	THD (%)	Dimming	Certification	Power Factor	Remark
SI-C235150N1EU	50	280 x 30 x 21	220-240	30-270	100-350	94	<20	Non Dim	CE, ENEC	>0.9	Output current adjustable by Dip Switch
SI-C2H5170N1EU	70	360 x 30 x 21		15-54	700-1750	91					

Ambient Light



SI-EPF006660WW



SI-EPF007040WW

Part Number	Power Consumption (W)	Size (mm)	Input Voltage (V)	Output Voltage (V)	Output Current/ch (mA)	Efficiency (%)	THD (%)	Dimming	Certification	Power Factor	Remark
SI-EPF006660WW	50	300 x 30 x 21	120-277	20-50	500-1400	88	<20	0-10V	cUL, UL	>0.9	Output current adjustable by Rset
SI-EPF007040WW	75	359 x 30 x 26.5		22-52	1000-2100						



SI-CU7014011KR



SI-C2G814501KR / SI-C2H817201KR

Part Number	Power Consumption (W)	Size (mm)	Input Voltage (V)	Output Voltage (V)	Output Current/ch (mA)	Efficiency (%)	THD (%)	Dimming	Certification	Power Factor	Remark
SI-CU7014011KR	40	160 x 46.4 x 30.8	120-277	25-50	500-700	87	<20	1-10V	KC	>0.9	Output current adjustable by Rset
SI-C2G814501KR	45	241 x 43 x 30.5	220-240	18-26	1680	87	<20	0-10V	KC	>0.9	Fixed current
SI-C2H817201KR	72	300 x 43 x 30.5		18-26	2550	86	<20				

Industrial Light



SI-CA1427501US



SI-CA2029601US

Part Number	Power Consumption (W)	Size (mm)	Input Voltage (V)	Output Voltage (V)	Output Current/ch (mA)	Efficiency (%)	THD (%)	Dimming	Certification	Power Factor	Remark
SI-CA1427501US	75	360 x 31 x 26	100-277	27-54	975-1400	88	<20	0-10V	cUL, UL	>0.9	Programmable Output Current, 5% - 100% Dimming
SI-CA2029601US	100	420 x 31 x 26		24-48	1400-2000						

Down & Spot Light



SI-EPF006640WW / SI-EPF006650WW



SI-OU1424001WW



SI-OU1424002WW

Part Number	Power Consumption (W)	Size (mm)	Input Voltage (V)	Output Voltage (V)	Output Current/ch (mA)	Efficiency (%)	THD (%)	Dimming	Certification	Power Factor	Remark
SI-EPF006640WW	15	123 x 79 x 33	120-277	20-50	180-500	86	<20	0-10V	cUL, UL	>0.9	Output current adjustable by Rset
SI-EPF006650WW	30			20-50	350-1050	86	<20				
SI-OU1424001WW	40	125.6 x 61.1 x 27.5	120-277	20-54	400-1400	86	<20	0-10V	cUL, UL, Type TL	>0.9	Programmable Output Current, 1% - 100% Dimming
SI-OU1424002WW	40	125.6 x 61.1 x 27.5	120-277	20-54	400-1400	86	<20	0-10V	Class P, cUL, UL	>0.9	



SI-CF70120D1EU



SI-C270134N1EU

Part Number	Power Consumption (W)	Size (mm)	Input Voltage (V)	Output Voltage (V)	Output Current/ch (mA)	Efficiency (%)	THD (%)	Dimming	Certification	Power Factor	Remark
SI-CF70120D1EU	20	110.4 x 52 x 22	220-240	2-43	250-700	87	<20	DALI	CE, ENEC	>0.9	Output current adjustable by Dip Switch
SI-C270134N1EU	34	97 x 42.5 x 30	220-240	10-50	250-700	85	<20	Non Dim	CE, ENEC	>0.9	



SI-C242120N1KR

Part Number	Power Consumption (W)	Size (mm)	Input Voltage (V)	Output Voltage (V)	Output Current/ch (mA)	Efficiency (%)	THD (%)	Dimming	Certification	Power Factor	Remark
SI-C242120N1KR	20	94.5 x 39.5 x 31	220-240	25-40	420	86	<10	Non Dim	KC	>0.9	Fixed current

Outdoor Light



SL-L27012517KR



SL-L21425017KR
SL-L22127517KR
SL-L2282A017KR



SL-L2422A517KR
SL-L2562B017KR

Part Number	Power Consumption (W)	Size (mm)	Input Voltage (V)	Output Voltage (V)	Output Current/ch (mA)	Efficiency (%)	THD (%)	Dimming	Certification	Power Factor	Remark
SL-L27012517KR	25W	265 x 70 x 48.5	220-240	27-33	700	86	<20	1-10V	KC, KS	>0.9	Independent type, IP67, Molex, <THD 30%@1V Dimming, High Surge (±8-10KV)
SL-L21425017KR	50W				1400	86.5				>0.95	
SL-L22127517KR	75W				2100	87					
SL-L2282A017KR	100W				2800	88.5					
SL-L2422A517KR	150W				4200	90.5					
SL-L2562B017KR	200W				5600	91					



SL-L27012518KR



SL-L21425018KR
SL-L22127518KR
SL-L2282A018KR



SL-L2422A518KR
SL-L2562B018KR

Part Number	Power Consumption (W)	Size (mm)	Input Voltage (V)	Output Voltage (V)	Output Current/ch (mA)	Efficiency (%)	THD (%)	Dimming	Certification	Power Factor	Remark
SL-L27012518KR	25	265 x 70 x 48.5	220-240	27-33	700	86	<20	1-10V	KC, KS	>0.9	Independent type, IP67, Waterproof JST, High Surge (±8-10KV)
SL-L21425018KR	50				1400	86.5				>0.95	
SL-L22127518KR	75				2100	87					
SL-L2282A018KR	100				2800	88.5					
SL-L2422A518KR	150				4200	90.5					
SL-L2562B018KR	200				5600	91					

Outdoor Light



SL-L27012503KR



SL-L21425003KR
SL-L22127503KR



SL-L2282A013KR
SL-L2352A213KR
SL-L2422A513KR
SL-L2562B013KR

Part Number	Power Consumption (W)	Size (mm)	Input Voltage (V)	Output Voltage (V)	Output Current/ch (mA)	Efficiency (%)	THD (%)	Dimming	Certification	Power Factor	Remark
SL-L27012503KR	25	177 × 40 × 37			700	85				>0.9	
SL-L21425003KR	50	210 × 40 × 37			1400	87					
SL-L22127503KR	75				2100	88					
SL-L2282A013KR	100	228 × 68 × 39.5	220-240	24-33	2800	89	<20	1-10V	KS	>0.95	Independent type, IP67, Molex
SL-L2352A213KR	125				3500	90					
SL-L2422A513KR	150				4200	90					
SL-L2562B013KR	200				5600	91					

Outdoor Light



SL-L2701A5N1KR



SL-L2701B0N1KR

Part Number	Power Consumption (W)	Size (mm)	Input Voltage (V)	Output Voltage (V)	Output Current/ch (mA)	Efficiency (%)	THD (%)	Dimming	Certification	Power Factor	Remark
SL-L2701A5N1KR	150	258 × 68 × 33.9	220-240	80-100	700	92	<20	Non Dim	KS	>0.9	Independent type, 2 channel, IP67, KET
SL-L2701B0N1KR	200			100-130	700	93					



SL-L2701151AKR
SL-L2701251AKR



SL-L2701301AKR
SL-L2701401AKR
SL-L2701501AKR



SL-L2701751AKR
SL-L2701A01AKR



SL-L2701A51AKR
SL-L2701B01AKR

Part Number	Power Consumption (W)	Size (mm)	Input Voltage (V)	Output Voltage (V)	Output Current/ch (mA)	Efficiency (%)	THD (%)	Dimming	Certification	Power Factor	Remark
SL-L2701151AKR	15	177 × 40 × 37		18-33		84					
SL-L2701251AKR	25			18-33		85					
SL-L2701301AKR	30	210 × 40 × 37		39-63		86					
SL-L2701401AKR	40			39-63		87					
SL-L2701501AKR	50			39-63	700	88	<20	1-10V	KS	>0.9	Independent type, IP67, KET
SL-L2701751AKR	75	85-125	89								
SL-L2701A01AKR	100	85-125	90								
SL-L2701A51AKR	150	177-243	91								
SL-L2701B01AKR	200	177-243	92								



SL-LU0923501US



SL-LU1425501US



SL-LU2027801US



SL-LU262A001US

Part Number	Power Consumption (W)	Size (mm)	Input Voltage (V)	Output Voltage (V)	Output Current/ch (mA)	Efficiency (%)	THD (%)	Dimming	Certification	Power Factor	Remark
SL-LU0923501US	35	193 × 42.5 × 34.5			700-1050	87					Programmable Output Current, IP67
SL-LU1425501US	55	173 × 67.5 × 40	120-277	30-39	1400	88	<20	0-10V	cUL, UL	>0.9	Independent type, IP67
SL-LU2027801US	78	173 × 67.5 × 40			2000	88					
SL-LU262A001US	100	187 × 67.5 × 40			2600	88					



Part Number	Power Consumption (W)	Size (mm)	Input Voltage (V)	Output Voltage (V)	Output Current/ch (mA)	Efficiency (%)	THD (%)	Dimming	Certification	Power Factor	Remark
SL-LA7012502US	25	193 × 42.5 × 34.5	100-277		700	85	<20	0-10V	cUL, UL	>0.9	Independent type, IP67
SL-LA1425002US	50			18-36	1400	88					
SL-L22127502US	75	173 × 67.5 × 40		2100	89						
SL-LA142A002US	100	187 × 67.5 × 40		17-34	2800	87					
SL-LA212A502US	150	221 × 67.5 × 40		18-36	4200	88					
SL-L2282B002US	200	251 × 67.5 × 40			5600	88					



SL-LA212A001WW

Part Number	Power Consumption (W)	Size (mm)	Input Voltage (V)	Output Voltage (V)	Output Current/ch (mA)	Efficiency (%)	THD (%)	Dimming	Certification	Power Factor	Remark
SL-LA212A001WW	100W	Φ130 x 70	120-240	29-71	140-2100	90.5	<20	0-10V	CE, ENEC	>0.9	Independent type, Programmable Output Current, IP65

Certification Support Program

To provide more valuable services for your successful business

Program Overview

Pre-Certification Test Support

Product structure, test and review by Samsung.
Samsung is an accredited partner of UL, VDE & KOLAS

Certification Accreditations Support

- Customer support for **Cost and Test Period Saving for the EU, US & ASIA certification**
- Global certification program roll out soon to be available

Customer Benefit

Certification	ETL, Energy Star, DLC ¹⁾ , FCC, LM 79	KS/High Efficiency	PSE	S-Mark	CE, ErP, ENEC, ENEC+, EU Eco-Label, GS mark	CCC/CQC			
Customer Location	US	Korea/China	-		EU/US/Asia	China	Korea	China	
Cost Discount	Testing	-20%	-30%	-30%	-30%	-20%	-30%	-20%	-30%
	Handling			-	-30%	-30%			
Test Period Savings	-30 ~ -50%	-30 ~ -50%	-20 ~ -30%		-20 ~ -30%	-20 ~ -30%	-20 ~ -30%	-20 ~ -30%	
Company	Intertek		KTL (Korea Testing Laboratory)		TUV SUD		CCIC		
Branch	North America, China, Hong Kong, Korea		Korea, China		North America, Germany, China, Hong Kong, Singapore, Taiwan, Korea		Korea, China		

1) Energy Star, DLC's duration is not included for Lumen Maintenance test duration.
2) Discount rate is based on the standard price of Companies.

Process



Contact us : www.samsung.com/global/business/led/contact-us