





SPM6530T-3R3M

Applications	 Commercial Grade
Feature	 Wire Wound
	 Magnetic Shield
	 Metal Core
Series	SPM Series / SPM6530 Type
Status	Production



Size	
Length(L)	7.10mm +/-0.30mm
Width(W)	6.50mm +/-0.30mm
Thickness(T)	3.00mm Max.
Recommended Land Pattern (A)	1.85mm Nom.
Recommended Land Pattern (B)	3.70mm Nom.
Recommended Land Pattern (C)	3.40mm Nom.

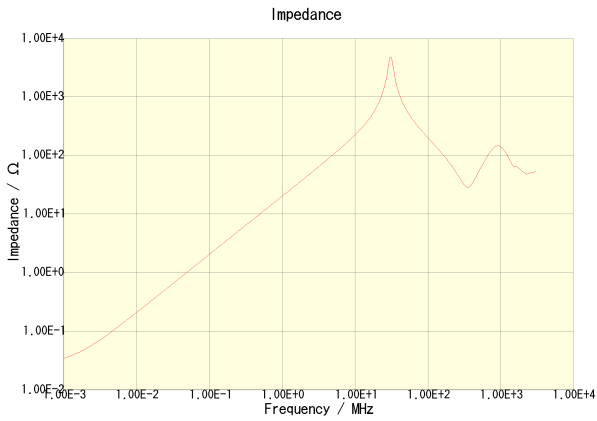
Electrical Characteristics	
Inductance	3.3uH +/-20% at 100kHz
Rated Current (L Change) [Typ.]	7.3A (20% Down)
Rated Current (L Change) [Max.]	
Rated Current (Temperature Rise) [Typ.]	6.8A (40degC Rise)
DC Resistance [Nom.]	27mΩ
DC Resistance [Max.]	29.7mΩ

Other	
Operating Temp. Range (Including Self-Temp. Rise)	-40 to 125degC
Soldering Method	Reflow, Iron Soldering
AEC Q200	No
Packing	Blister (Plastic)Taping [330mm Reel]
Package Quantity	1000Pcs Min.
Weight	0.656g

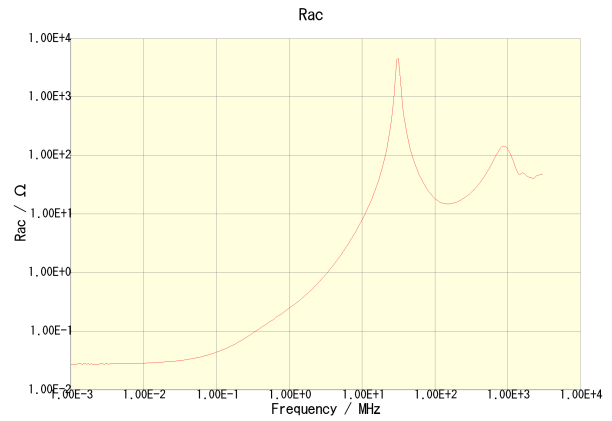
•This PDF document was created based on the data listed on the TDK Corporation website.
 •All specifications are subject to change without notice.

SPM6530T-3R3M

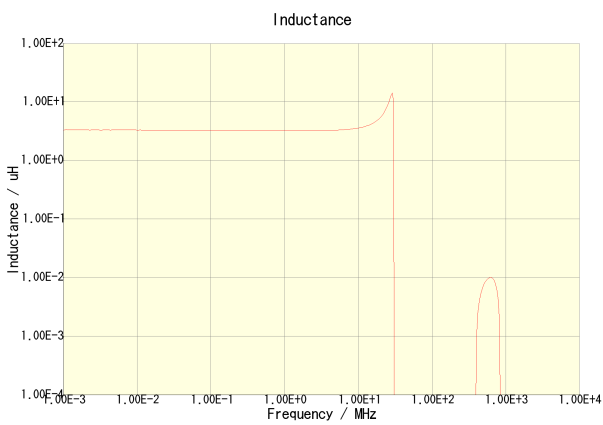
Characteristic Graphs (This is reference data, and does not guarantee the product's characteristics.)



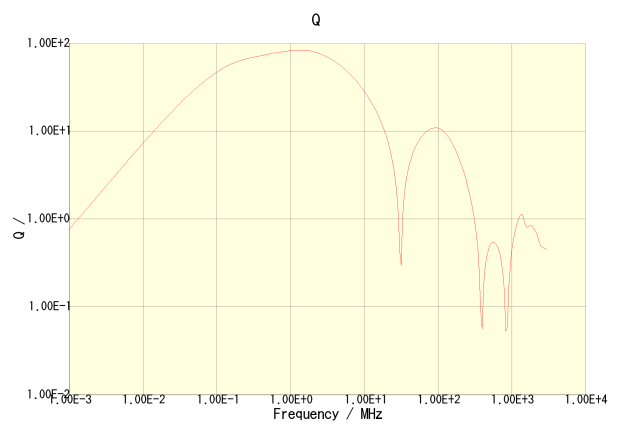
SPM6530T-3R3M



SPM6530T-3R3M



SPM6530T-3R3M

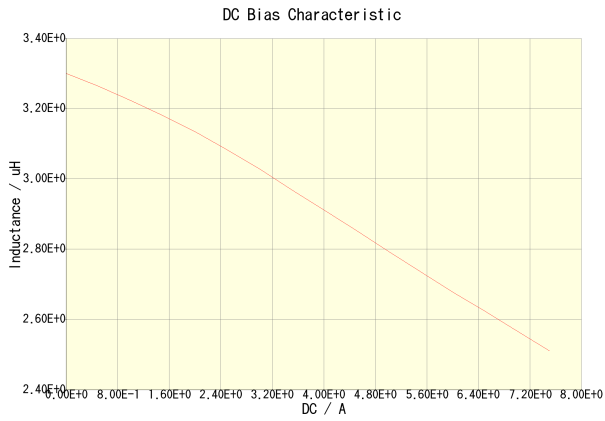


SPM6530T-3R3M

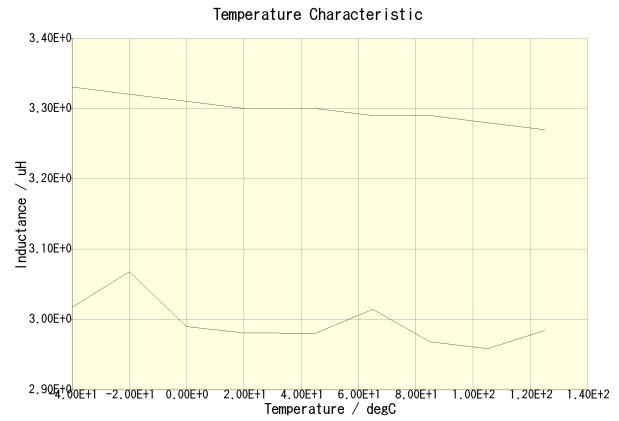
- This PDF document was created based on the data listed on the TDK Corporation website.
- All specifications are subject to change without notice.

SPM6530T-3R3M

Characteristic Graphs (This is reference data, and does not guarantee the product's characteristics.)

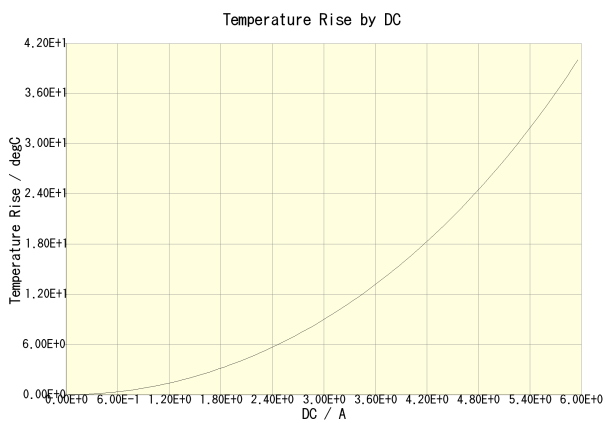


SPM6530T-3R3M(Amb. Temp. = 20degc)



SPM6530T-3R3M(DC = 0A)

SPM6530T-3R3M(DC = 3.4A)



SPM6530T-3R3M(Amb. Temp. = 20degc)

•This PDF document was created based on the data listed on the TDK Corporation website.
 •All specifications are subject to change without notice.