





# SPM6530T-2R2M

Applications		Commercial Grade
Feature		Wire Wound
		Magnetic Shield
		Metal Core
Series	SPM Series / SPM6530 Type	
Status	Production	



Size	
Length(L)	7.10mm +/-0.30mm
Width(W)	6.50mm +/-0.30mm
Thickness(T)	3.00mm Max.
Recommended Land Pattern (A)	1.85mm Nom.
Recommended Land Pattern (B)	3.70mm Nom.
Recommended Land Pattern (C)	3.40mm Nom.

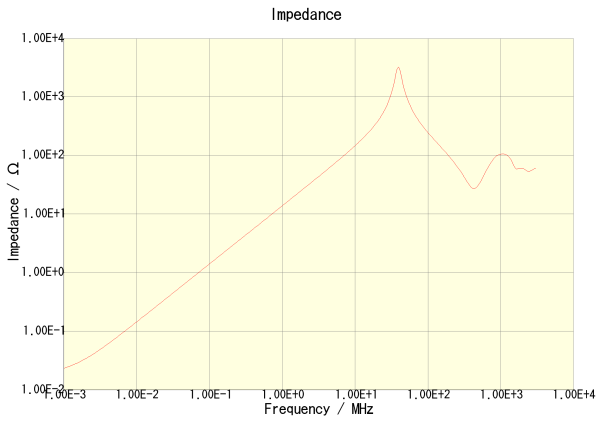
Electrical Characteristics	
Inductance	2.2uH +/-20% at 100kHz
Rated Current (L Change) [Typ.]	8.4A (20% Down)
Rated Current (L Change) [Max.]	
Rated Current (Temperature Rise) [Typ.]	8.2A (40degC Rise)
DC Resistance [Nom.]	17.3mΩ
DC Resistance [Max.]	19mΩ

Other	
Operating Temp. Range (Including Self-Temp. Rise)	-40 to 125degC
Soldering Method	Reflow, Iron Soldering
AEC Q200	No
Packing	Blister (Plastic)Taping [330mm Reel]
Package Quantity	1000Pcs Min.
Weight	0.656g

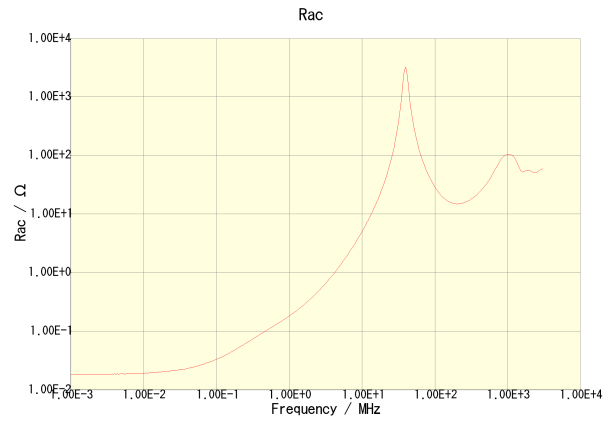
•This PDF document was created based on the data listed on the TDK Corporation website.  
 •All specifications are subject to change without notice.

# SPM6530T-2R2M

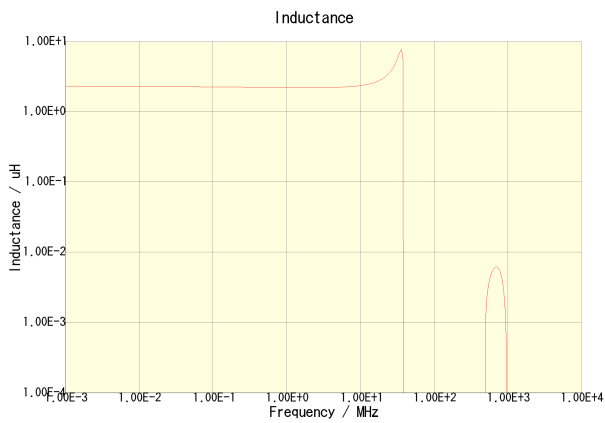
**Characteristic Graphs** (This is reference data, and does not guarantee the product's characteristics.)



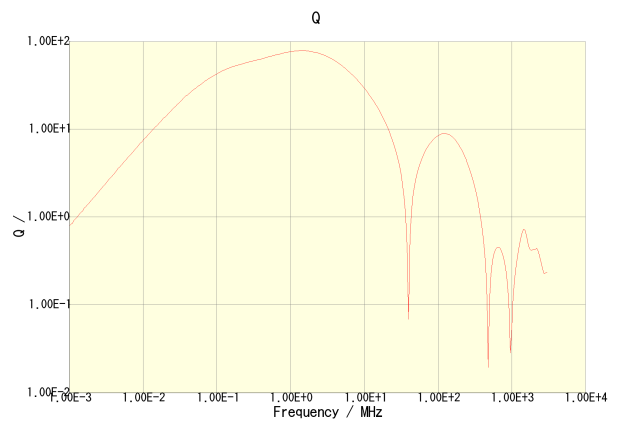
**SPM6530T-2R2M**



**SPM6530T-2R2M**



**SPM6530T-2R2M**

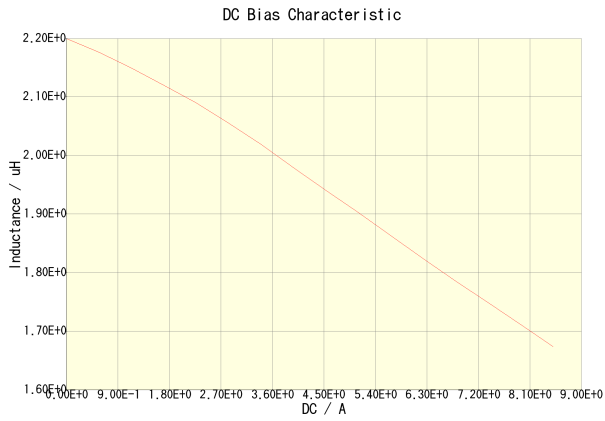


**SPM6530T-2R2M**

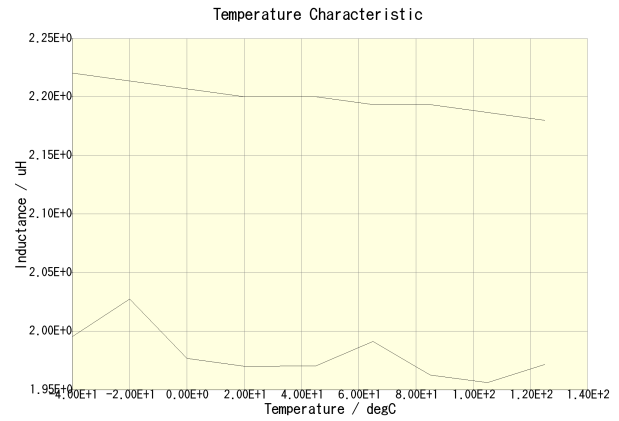
•This PDF document was created based on the data listed on the TDK Corporation website.  
 •All specifications are subject to change without notice.

# SPM6530T-2R2M

## Characteristic Graphs (This is reference data, and does not guarantee the product's characteristics.)

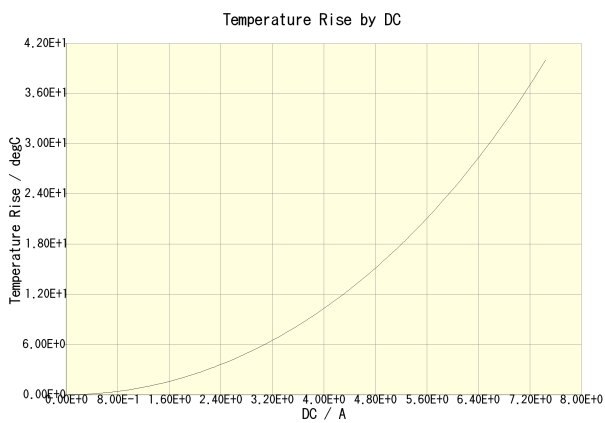


SPM6530T-2R2M(Amb. Temp. = 20degc)



SPM6530T-2R2M(DC = 0A)

SPM6530T-2R2M(DC = 4.1A)



SPM6530T-2R2M(Amb. Temp. = 20degc)

•This PDF document was created based on the data listed on the TDK Corporation website.  
 •All specifications are subject to change without notice.