


SPM5015T-2R2M



Applications	Commercial Grade
Feature	<div style="border: 1px solid green; padding: 2px;">Shield</div> Magnetic Shield <div style="border: 1px solid red; padding: 2px;">Wire Wound</div> Wire Wound <div style="border: 1px solid grey; padding: 2px;">Metal Core</div> Metal Core
Series Type	SPM
Status	Production (Not Recommended for New Design) Recommended Alternate Part No. : SPM5015T-2R2M-LR (Interchangeability is not guaranteed.)
Brand	TDK



Size	
Length(L)	5.40mm ±0.20mm
Width(W)	5.10mm ±0.20mm
Thickness Height	1.50mm Max.
Recommended Land Pattern (A)	1.40mm Nom.
Recommended Land Pattern (B)	3.00mm Nom.
Recommended Land Pattern (C)	2.50mm Nom.

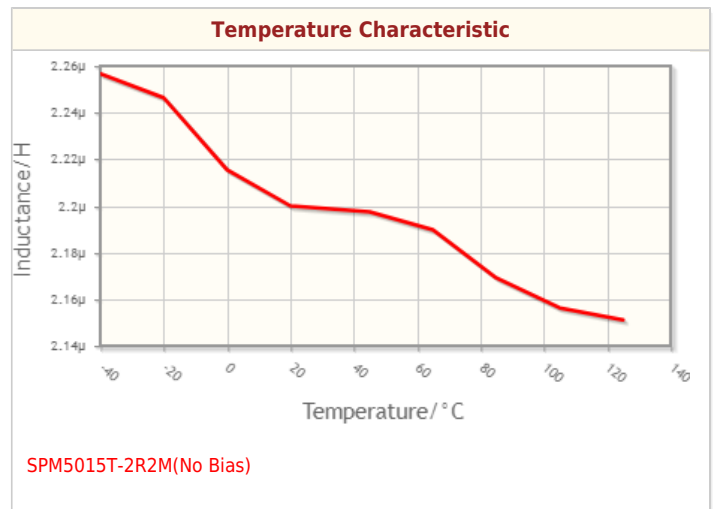
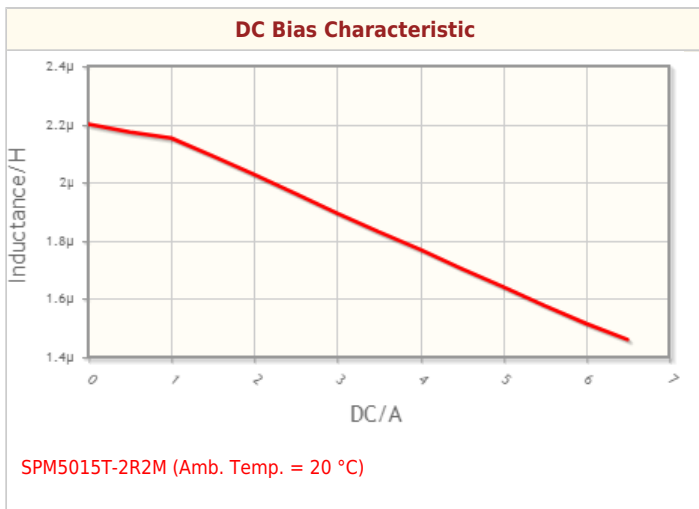
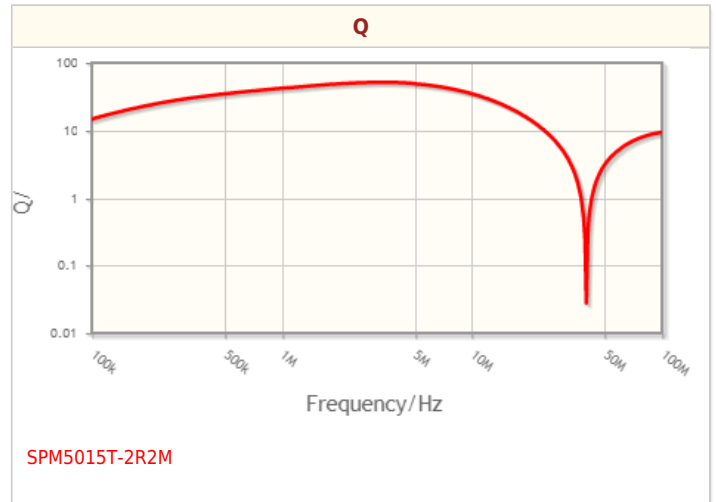
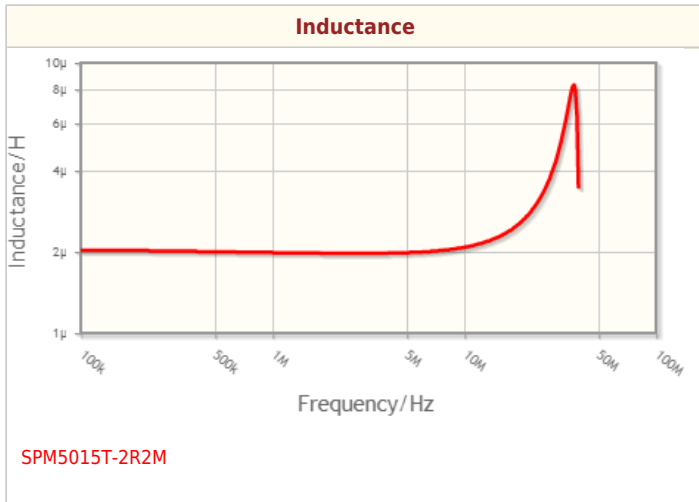
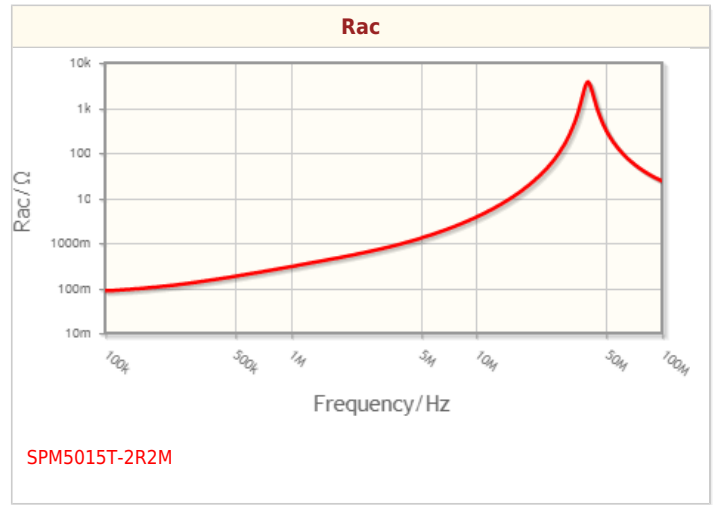
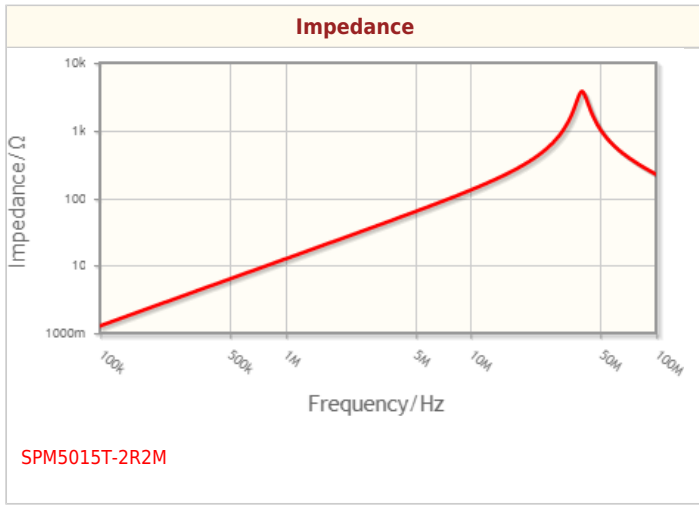
Electrical Characteristics	
Inductance	2.2μH ±20% at 100kHz
Rated Current (L Change) [Typ.]	5.2A (30% Down)
Rated Current (L Change) [Max.]	3.9A (30% Down)
Rated Current (Temperature Rise) [Typ.]	4.3A (40°C Rise)
Rated Current (Temperature Rise) [Max.]	
DC Resistance [Typ.]	45mΩ
DC Resistance [Max.]	49.5mΩ
Self Resonant Frequency [Min.]	
Self Resonant Frequency [Typ.]	
Q [Min.]	
Q [Typ.]	

Other	
Operating Temp. Range (Including Self-Temp. Rise)	-40 to 125°C
Soldering Method	Reflow Iron Soldering
AEC-Q200	No
Packing	Blister (Plastic)Taping [180mm Reel]
Package Quantity	1000pcs
Weight	0.1901g

Images are for reference only and show exemplary products.
 This PDF document was created based on the data listed on the TDK Corporation website.
 All specifications are subject to change without notice.



Characteristic Graphs(This is reference data, and does not guarantee the products characteristics.)

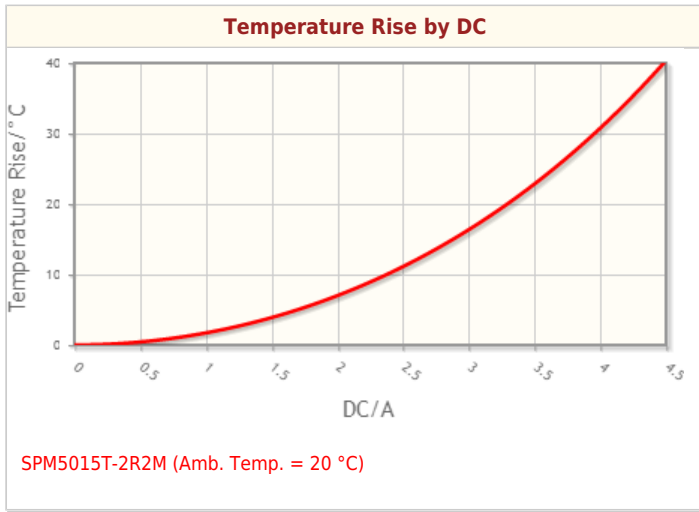


! Images are for reference only and show exemplary products.
! This PDF document was created based on the data listed on the TDK Corporation website.
! All specifications are subject to change without notice.

SPM5015T-2R2M



Characteristic Graphs(This is reference data, and does not guarantee the products characteristics.)



! Images are for reference only and show exemplary products.
! This PDF document was created based on the data listed on the TDK Corporation website.
! All specifications are subject to change without notice.



Associated Images

