


SPM3015T-1R0M



Applications	Commercial Grade
Feature	Shield Magnetic Shield Wire Wound Wire Wound Metal Core Metal Core
Series Type	SPM
Status	Production (Not Recommended for New Design) Recommended Alternate Part No. : SPM3015T-1R0M-LR (Interchangeability is not guaranteed.)
Brand	TDK



Size	
Length(L)	3.20mm ±0.10mm
Width(W)	3.00mm ±0.10mm
Thickness Height	1.50mm Max.
Recommended Land Pattern (A)	1.10mm Nom.
Recommended Land Pattern (B)	1.50mm Nom.
Recommended Land Pattern (C)	1.80mm Nom.

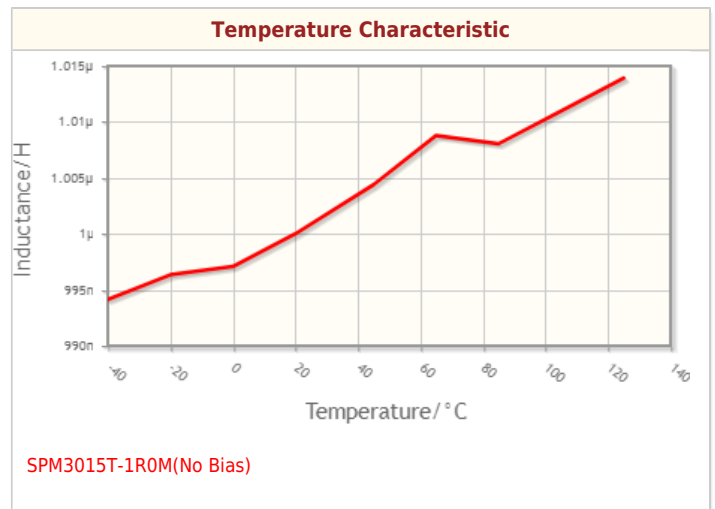
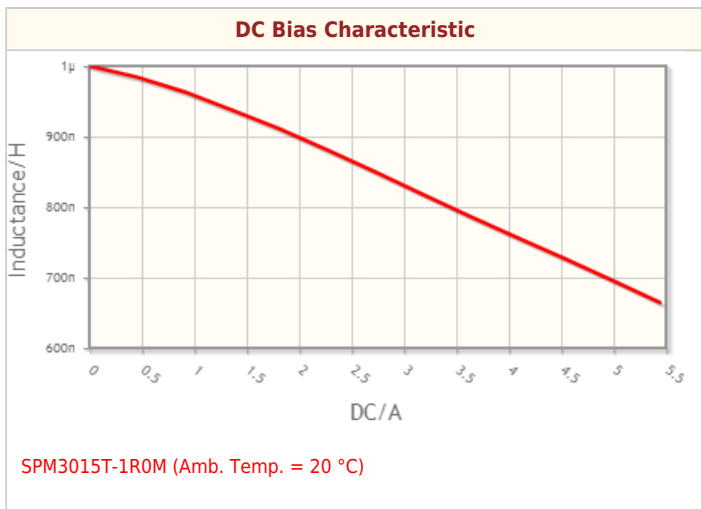
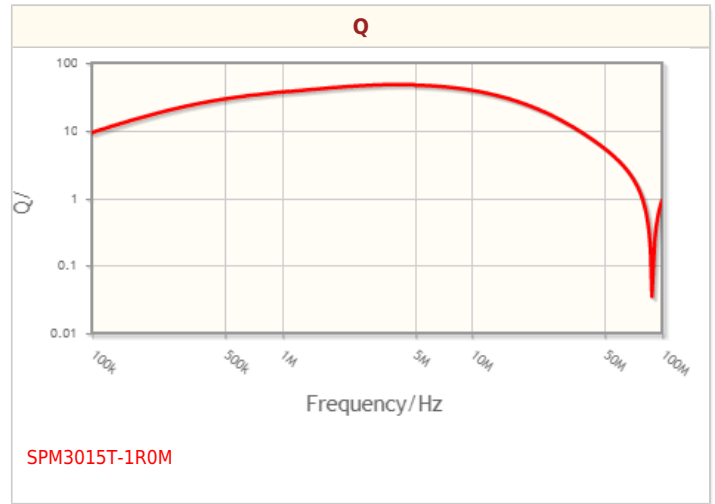
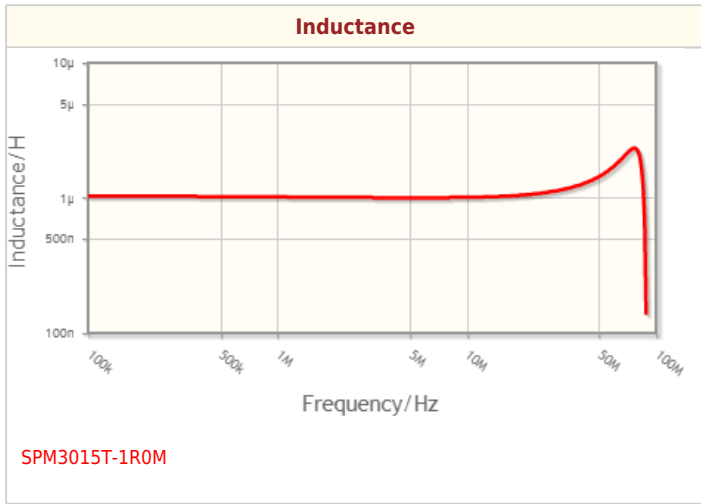
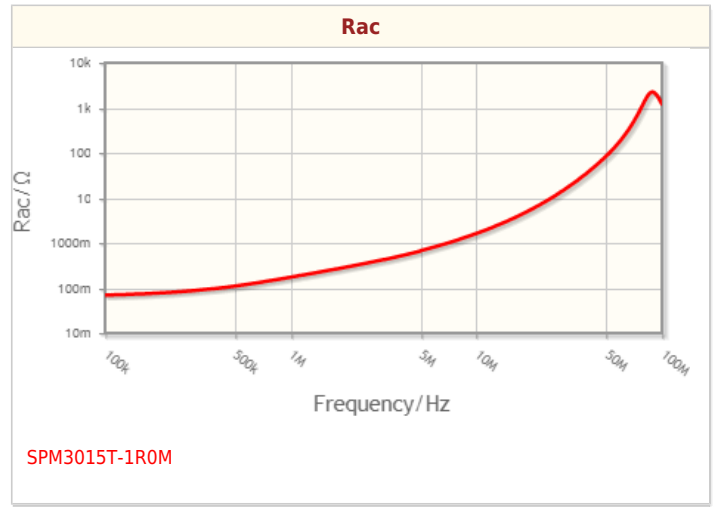
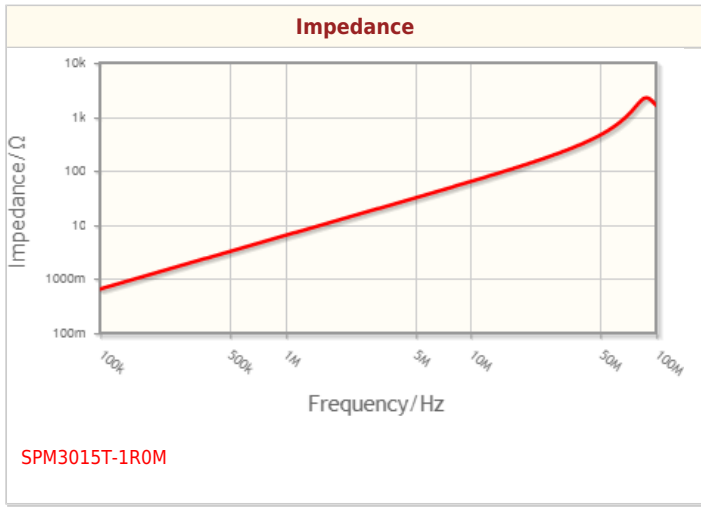
Electrical Characteristics	
Inductance	1μH ±20% at 100kHz
Rated Current (L Change) [Typ.]	6.8A (30% Down)
Rated Current (L Change) [Max.]	5.1A (30% Down)
Rated Current (Temperature Rise) [Typ.]	3.5A (40°C Rise)
Rated Current (Temperature Rise) [Max.]	
DC Resistance [Typ.]	48.1mΩ
DC Resistance [Max.]	52.9mΩ
Self Resonant Frequency [Min.]	
Self Resonant Frequency [Typ.]	
Q [Min.]	
Q [Typ.]	

Other	
Operating Temp. Range (Including Self-Temp. Rise)	-40 to 125°C
Soldering Method	Reflow
	Iron Soldering
AEC-Q200	No
Packing	Blister (Plastic)Taping [180mm Reel]
Package Quantity	2000pcs
Weight	0.0661g

Images are for reference only and show exemplary products.
 This PDF document was created based on the data listed on the TDK Corporation website.
 All specifications are subject to change without notice.



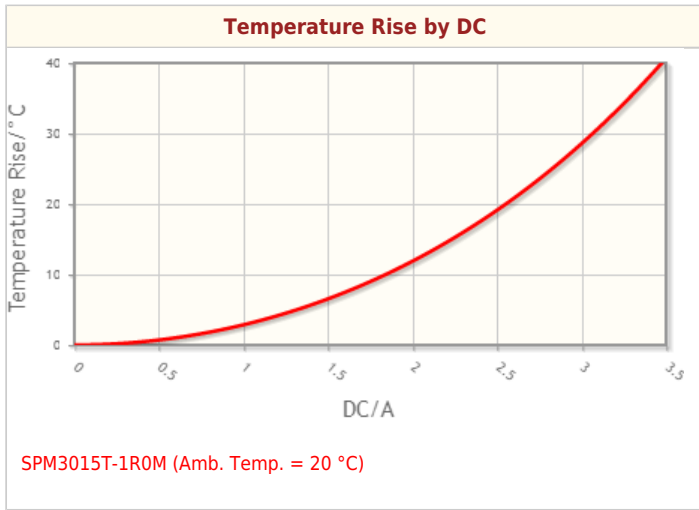
Characteristic Graphs(This is reference data, and does not guarantee the products characteristics.)



! Images are for reference only and show exemplary products.
! This PDF document was created based on the data listed on the TDK Corporation website.
! All specifications are subject to change without notice.



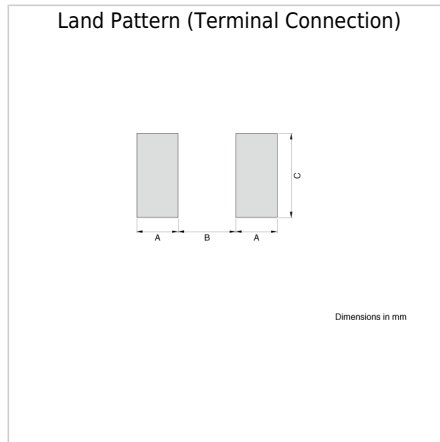
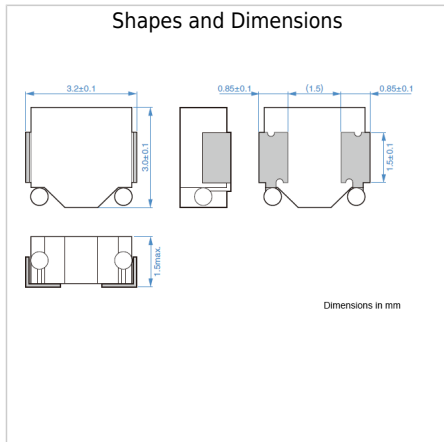
Characteristic Graphs(This is reference data, and does not guarantee the products characteristics.)



! Images are for reference only and show exemplary products.
! This PDF document was created based on the data listed on the TDK Corporation website.
! All specifications are subject to change without notice.



Associated Images



! Images are for reference only and show exemplary products.
! This PDF document was created based on the data listed on the TDK Corporation website.
! All specifications are subject to change without notice.