

# FLASHING LIGHT 5 J CWB-ATEX



The flashing lights from the CWB-ATEX series are explosion-protected equipment and serve as visual alarms in potentially explosive workplaces in Zones 1, 2, 21 and 22.

- Housing made of aluminium, therefore usable in all chemical and petrochemical plants as well as offshore plants.
- High protection system and stable mechanical construction allow use under the toughest operating conditions.
- Various mounting brackets and a protective cage are available as accessories.




protection system

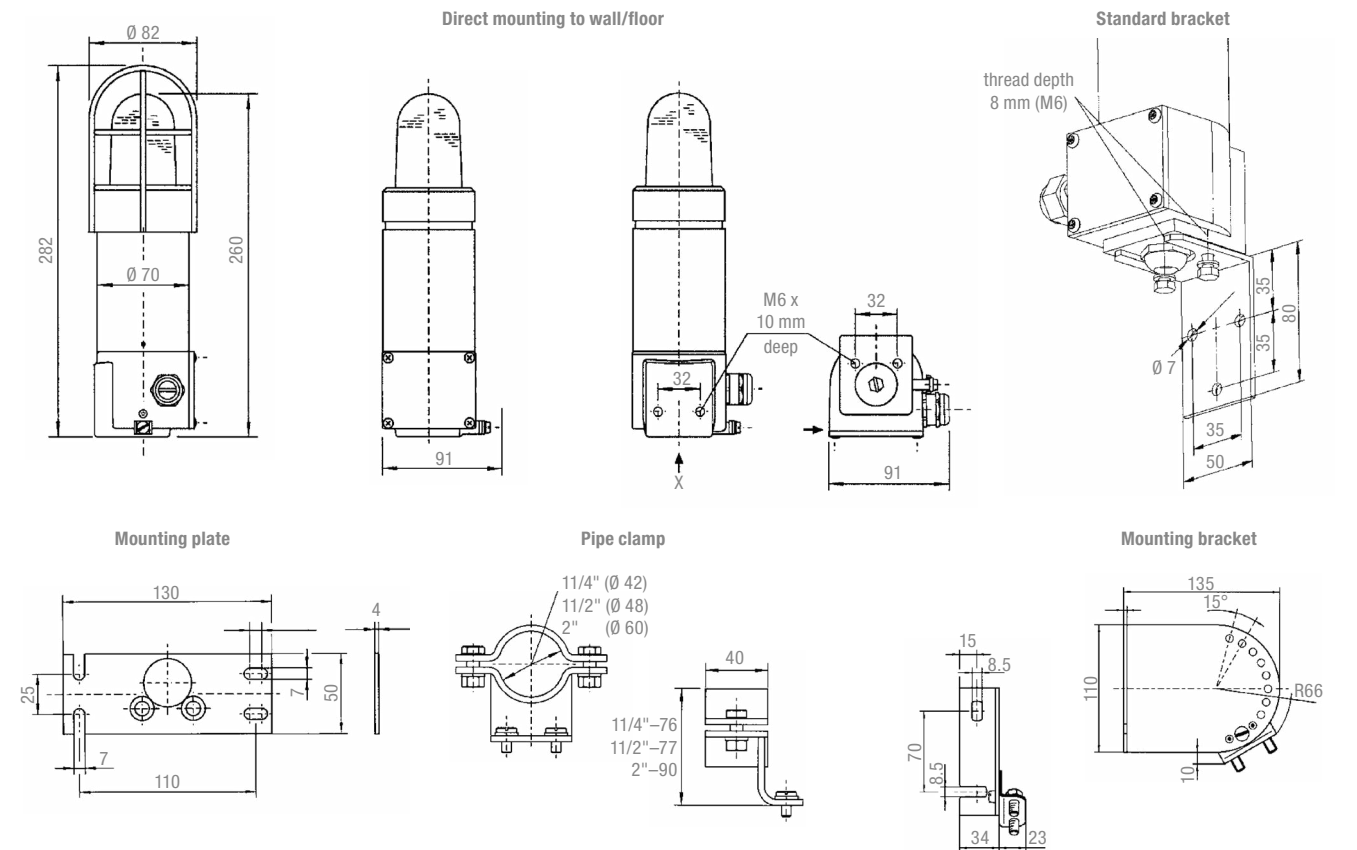





operating temperature



PRODUCT		CWB-ATEX					
<b>DATA</b>							
Rated voltage	230 V		110–127 V	42–48 V	24–42 V	60–80 V	12–48 V
	AC 50   60 Hz					DC	
Operating range	±10 %						
Nominal current consumption	0.08 A	0.11 A	0.3 A	0.5–0.3 A	0.11–0.13 A	0.5–0.3 A	
Type of protection	“d” flame proof enclosure for light housing “e” enhanced safety for terminal box						
Explosion protection	II 2G Ex db eb IIC T6 Gb (Ta ≤ 40°C) II 2G Ex db eb IIC T5 Gb (Ta ≤ 50°C) II 2D Ex db IIIC T85°C Db (Ta ≤ 40°C) II 2D Ex db IIIC T100°C Db (Ta ≤ 50°C)						
Category (area of use)	2G (Zone 1) / 3G (Zone 2) 2D (Zone 21) / 3D (Zone 22)						
Operating position	Only mount the device in an upright (max. 45° inclined) position (Do not mount upside down or on the ceiling)						
Certificate of conformity	EPS 20 ATEX 1 222 X						
Testing body	Bureau Veritas						
Flash energy	5 J						
Flash rate	approx. 1 Hz						
Temperature class	T6	T <sub>amb</sub> : -40 °C ... +40 °C					
	T5	T <sub>amb</sub> : -40 °C ... +50 °C					
Storage temperature	-40 °C ... +80 °C						
Protection system (EN 60529)	IP 66 (when used for design purpose)						
Duty cycle	100 %						
Service life of the light source	light emission still 70 % after 8,000,000 flashes						
Material	lens	 polycarbonate (PC)					
	housing	stainless steel					
	base	aluminium alloy yellow; plinth black					
Type of connection	screw terminals						
	terminal area	(max.) 2x 4 mm <sup>2</sup> (single wire), 2x 2.5 mm <sup>2</sup> (fine wire)					
Cable entry	1x cable gland M20 x 1.5, chrome-plated, clamping range 6–13 mm 1x blanking plug, M20 x 1.5						
Weight	approx. 1.24 kg						


**DIMENSIONS**



ARTICLE NO.	CWB-ATEX			
LENS COLOUR	230 V AC	110-127 V AC	42-48 V AC / 60-80 V DC	24-42 V AC / 12-48 V DC
	31006103000	31006133000	31006583000	31006903000
	31006104000	31006134000	31006584000	31006904000
	31006105000	31006135000	31006585000	31006905000

Article numbers for other colours and voltages on request.

**OPTIONS/ACCESSORIES**

Pipe clamps	Mounting bracket	Mounting plate	Standard bracket set	
Stainless steel Article no.: R1 1/4": 38108101000 R1 1/2": 38108101200 R2": 38108102000	Stainless steel Article no.: 38108100100	Stainless steel Article no.: 38108100000	Stainless steel Article no.: 38108100150	Stainless steel Article no.: 38108100201

**MANUFACTURER'S DECLARATION**

We hereby declare that the explosion-protected flashing light with the type designation **Ex-CWB-ATEX** has been developed and manufactured in accordance with the requirements as per EN 60079-0.

**This declaration is based on compliance with the following regulations and standards:**

EN 60079-0	Electrical equipment for areas at risk of explosions – General requirements
2014/34/EU	ATEX directive
EN 60079-1	Pressure-resistant encapsulation "d"
EN 60079-7	Enhanced safety "e"
EN 60598	Lights
EN 60529	Types of protection by enclosure (IP code)
2014/30/EU	EMC directive

**The flashing light is approved for use in potentially explosive areas in Zones 1, 2, 21 and 22 as per 2014/34/EU.**