



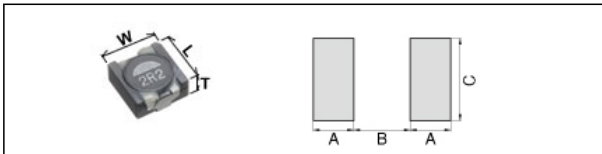


RLF7030T-3R3M4R1

Applications	 Commercial Grade
Feature	 Wire Wound
	 Magnetic Shield
	 Ferrite Core
Series	RLF Series / RLF7030 Type
Status	Production



Size	
Length(L)	7.30mm Max.
Width(W)	6.80mm +/-0.10mm
Thickness(T)	3.20mm Max.
Recommended Land Pattern (A)	2.00mm Nom.
Recommended Land Pattern (B)	3.90mm Nom.
Recommended Land Pattern (C)	2.20mm Nom.

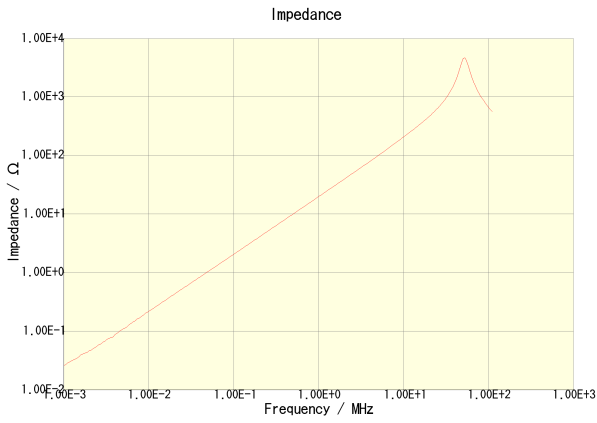
Electrical Characteristics	
Inductance	3.3uH +/-20% at 100kHz
Rated Current (L Change) [Max.]	4.4A (30% Down)
Rated Current (Temperature Rise) [Max.]	
DC Resistance [Nom.]	17.4mΩ
DC Resistance [Max.]	20.88mΩ

Other	
Operating Temp. Range (Including Self-Temp. Rise)	-40 to 125degC
Soldering Method	Reflow, Iron Soldering
AEC Q200	No
Packing	Blister (Plastic)Taping [330mm Reel]
Package Quantity	1000Pcs Min.
Weight	0.65g

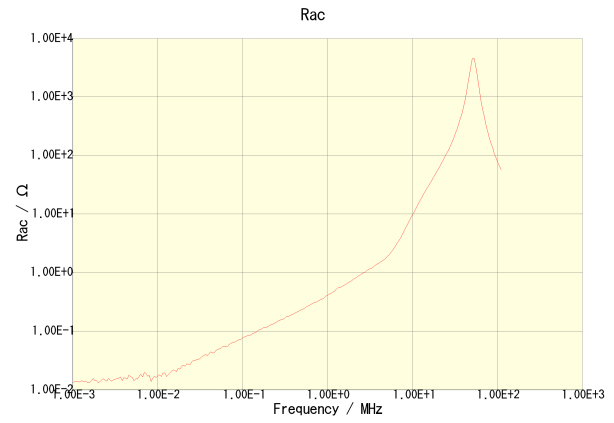
•This PDF document was created based on the data listed on the TDK Corporation website.
 •All specifications are subject to change without notice.

RLF7030T-3R3M4R1

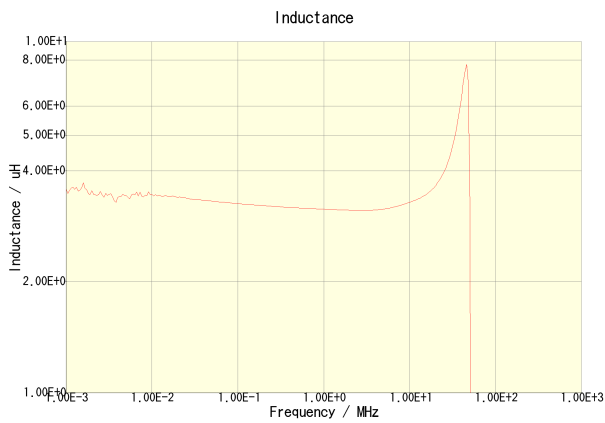
Characteristic Graphs (This is reference data, and does not guarantee the product's characteristics.)



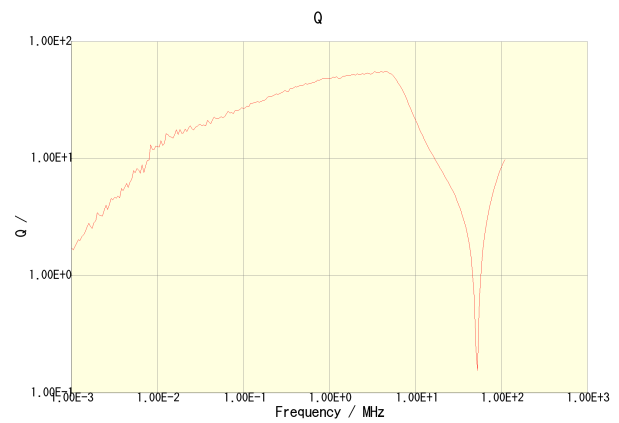
RLF7030T-3R3M4R1



RLF7030T-3R3M4R1



RLF7030T-3R3M4R1

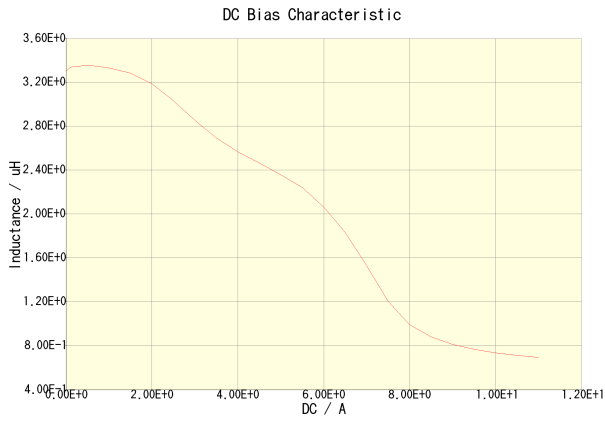


RLF7030T-3R3M4R1

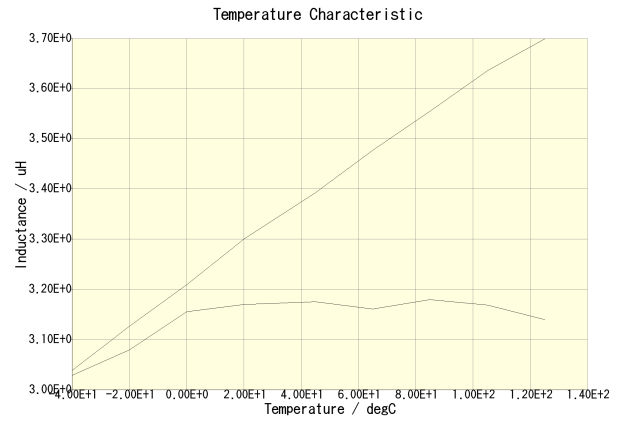
•This PDF document was created based on the data listed on the TDK Corporation website.
 •All specifications are subject to change without notice.

RLF7030T-3R3M4R1

Characteristic Graphs (This is reference data, and does not guarantee the product's characteristics.)

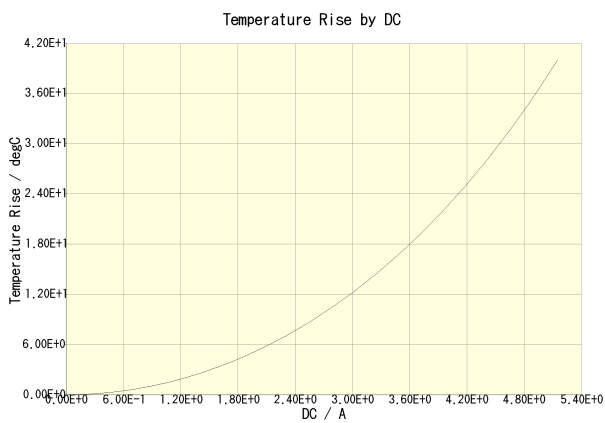


RLF7030T-3R3M4R1(Amb. Temp. = 20degc)



RLF7030T-3R3M4R1(DC = 0A)

RLF7030T-3R3M4R1(DC = 2.05A)



RLF7030T-3R3M4R1(Amb. Temp. = 20degc)

•This PDF document was created based on the data listed on the TDK Corporation website.
 •All specifications are subject to change without notice.