



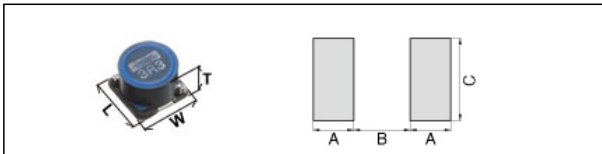


SLF7055T-150M2R1-3PF

Applications		Commercial Grade
Feature		Wire Wound
		Magnetic Shield
		Ferrite Core
Series	SLF Series / SLF7055 Type	
Status	Production	



Size	
Length(L)	7.00mm +/-0.20mm
Width(W)	7.00mm +/-0.20mm
Thickness(T)	5.50mm +/-0.30mm
Recommended Land Pattern (A)	1.50mm Nom.
Recommended Land Pattern (B)	4.80mm Nom.
Recommended Land Pattern (C)	2.20mm Nom.

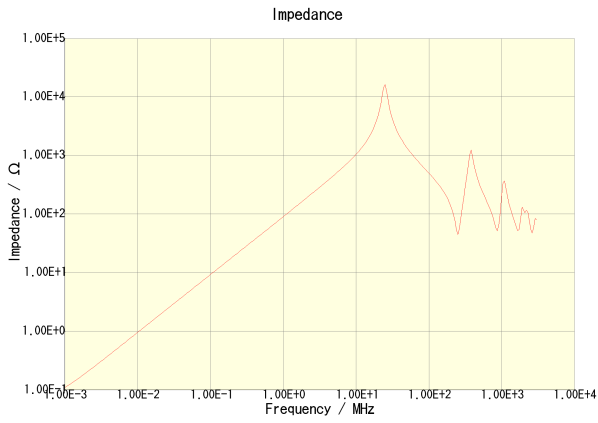
Electrical Characteristics	
Inductance	15uH +/-20% at 100kHz
Rated Current (L Change) [Max.]	2.1A (10% Down)
Rated Current (Temperature Rise) [Max.]	
DC Resistance [Nom.]	50.8mΩ
DC Resistance [Max.]	61mΩ

Other	
Operating Temp. Range (Including Self-Temp. Rise)	-40 to 105degC
Soldering Method	Reflow, Iron Soldering
AEC Q200	No
Packing	Blister (Plastic)Taping [330mm Reel]
Package Quantity	1000Pcs Min.
Weight	0.8g

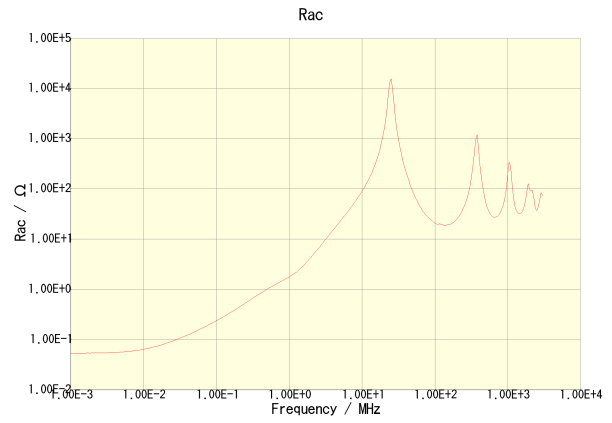
•This PDF document was created based on the data listed on the TDK Corporation website.
 •All specifications are subject to change without notice.

SLF7055T-150M2R1-3PF

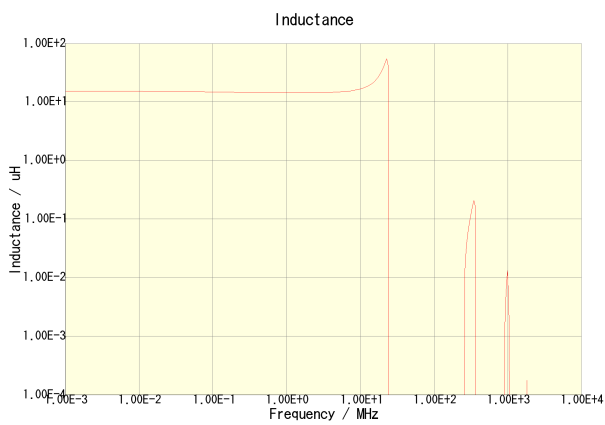
Characteristic Graphs (This is reference data, and does not guarantee the product's characteristics.)



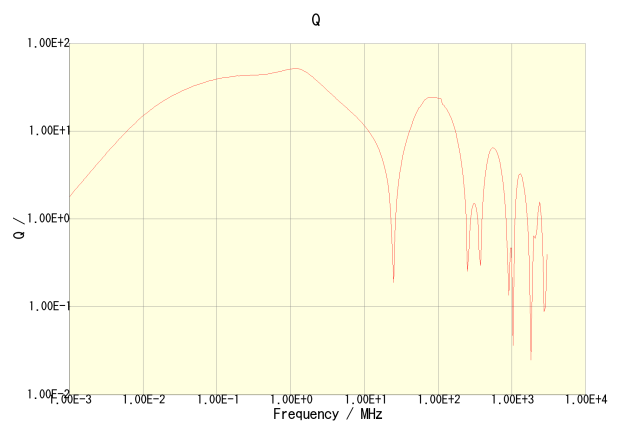
SLF7055T-150M2R1-3PF



SLF7055T-150M2R1-3PF



SLF7055T-150M2R1-3PF

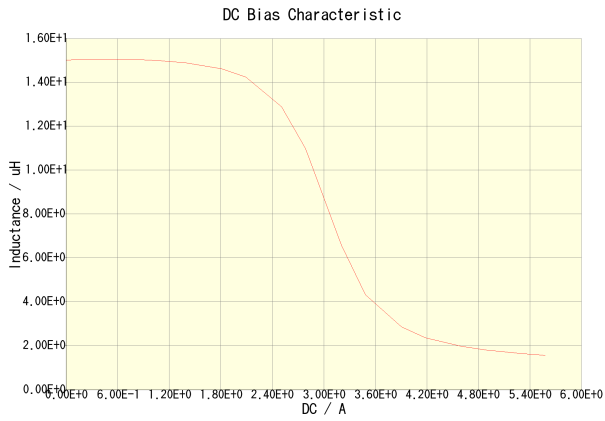


SLF7055T-150M2R1-3PF

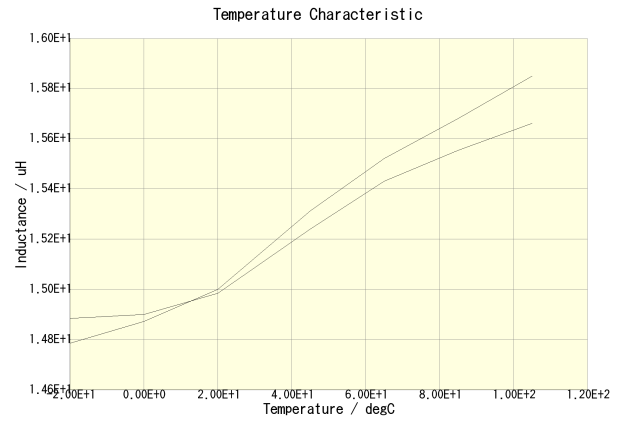
•This PDF document was created based on the data listed on the TDK Corporation website.
 •All specifications are subject to change without notice.

SLF7055T-150M2R1-3PF

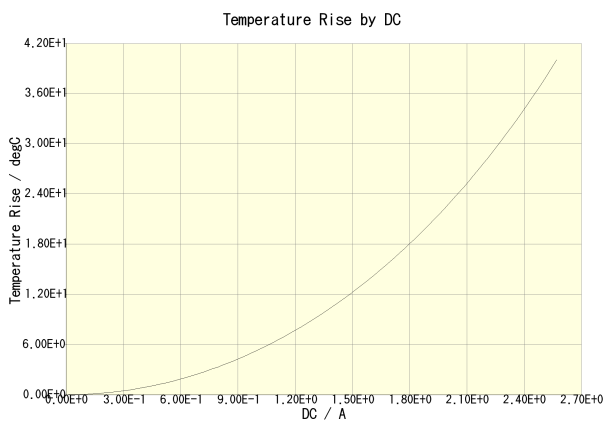
Characteristic Graphs (This is reference data, and does not guarantee the product's characteristics.)



SLF7055T-150M2R1-3PF(Amb. Temp. = 20degc)



SLF7055T-150M2R1-3PF(DC = 0A) SLF7055T-150M2R1-3PF(DC = 1.05A)



SLF7055T-150M2R1-3PF(Amb. Temp. = 20degc)

•This PDF document was created based on the data listed on the TDK Corporation website.
 •All specifications are subject to change without notice.