


SLF6045T-1R5N4R0-3PF



Applications	Commercial Grade
Feature	Magnetic Shield Wire Wound Ferrite Core
Series Type	SLF
Status	Production
Brand	TDK



Size	
Length(L)	6.00mm ±0.20mm
Width(W)	6.00mm ±0.20mm
Thickness Height	4.50mm ±0.30mm
Recommended Land Pattern (A)	1.50mm Nom.
Recommended Land Pattern (B)	4.00mm Nom.
Recommended Land Pattern (C)	2.20mm Nom.

Electrical Characteristics	
Inductance	1.5µH ±30% at 100kHz
Rated Current (L Change) [Typ.]	
Rated Current (L Change) [Max.]	4A (10% Down)
Rated Current (Temperature Rise) [Typ.]	4.1A (30°C Rise)
Rated Current (Temperature Rise) [Max.]	
DC Resistance [Typ.]	16mΩ
DC Resistance [Max.]	20.8mΩ
Self Resonant Frequency [Min.]	
Self Resonant Frequency [Typ.]	
Q [Min.]	
Q [Typ.]	

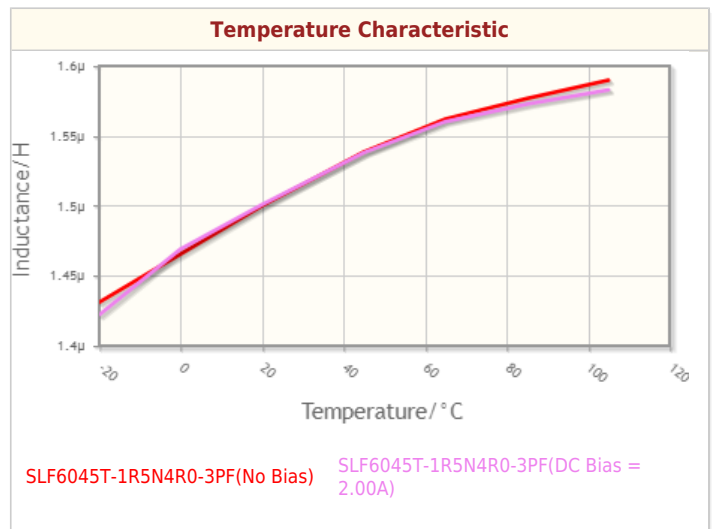
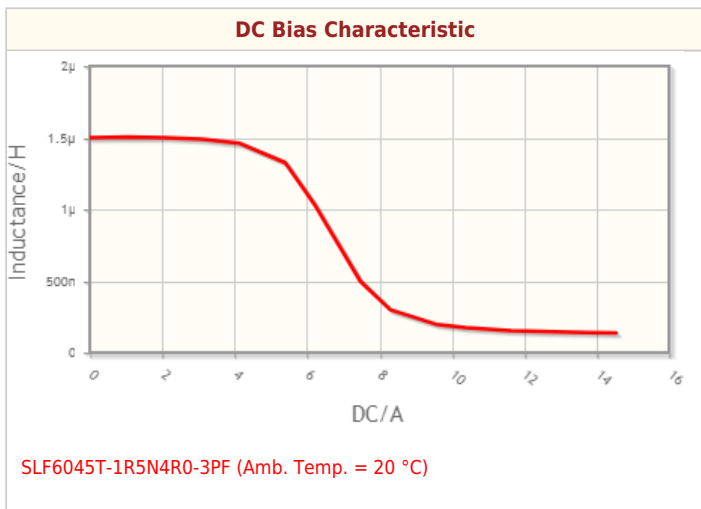
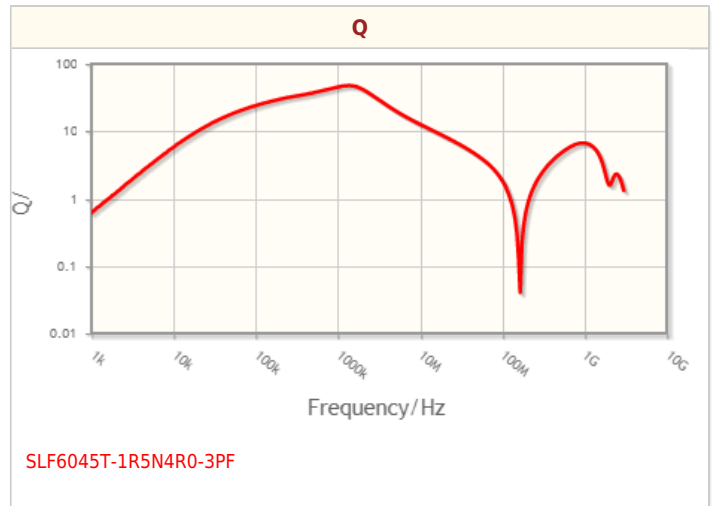
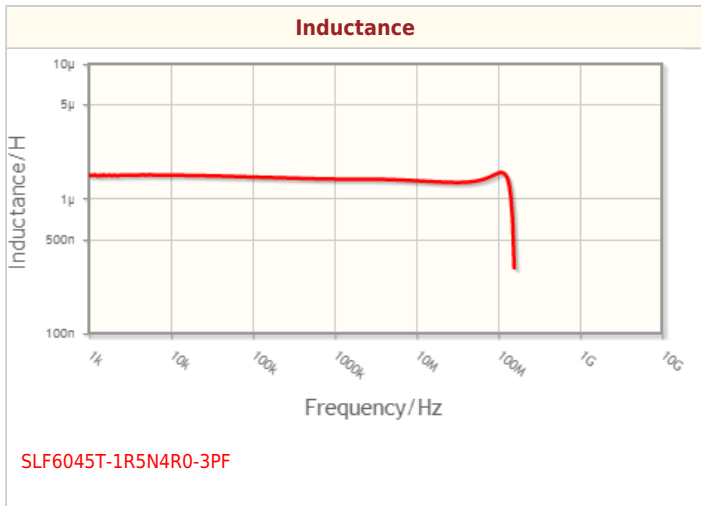
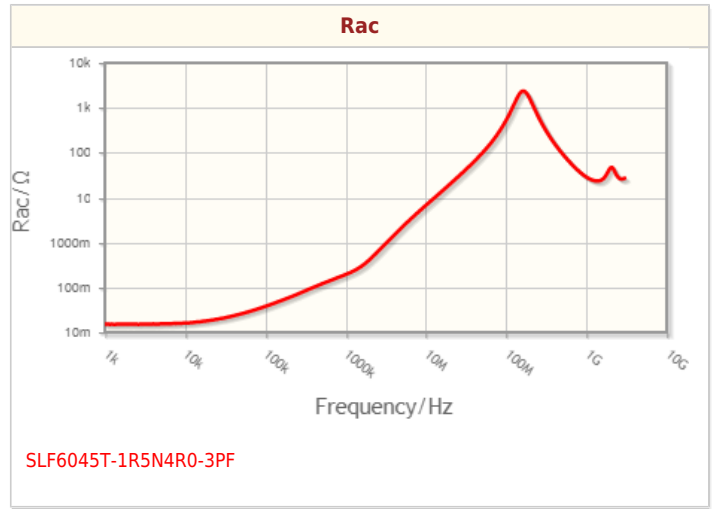
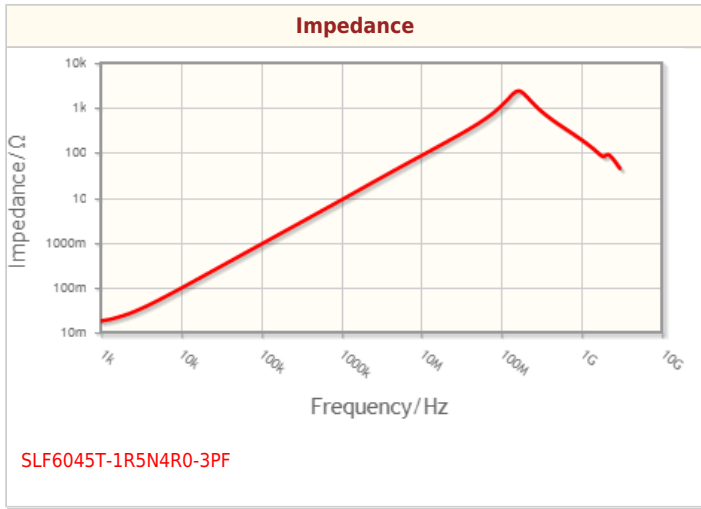
Other	
Operating Temp. Range (Including Self-Temp. Rise)	-40 to 105°C
Soldering Method	Reflow Iron Soldering
AEC-Q200	No
Packing	Blister (Plastic)Taping [330mm Reel]
Package Quantity	1000pcs
Weight	0.4g

! Images are for reference only and show exemplary products.
 ! This PDF document was created based on the data listed on the TDK Corporation website.
 ! All specifications are subject to change without notice.

SLF6045T-1R5N4R0-3PF



Characteristic Graphs(This is reference data, and does not guarantee the products characteristics.)

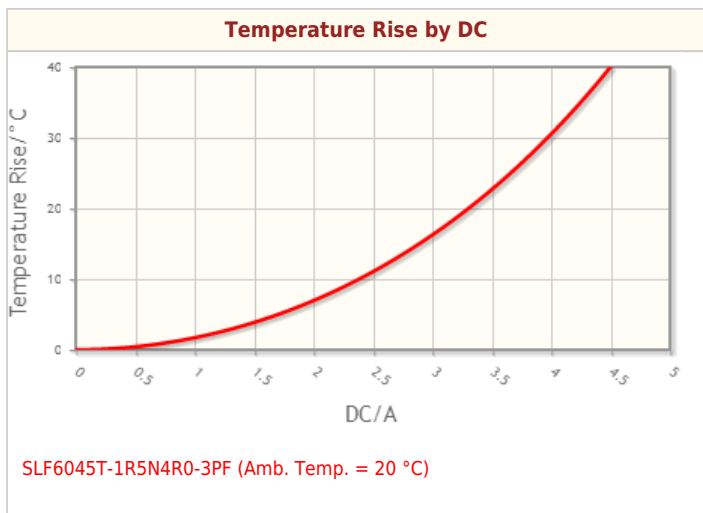


! Images are for reference only and show exemplary products.
! This PDF document was created based on the data listed on the TDK Corporation website.
! All specifications are subject to change without notice.

SLF6045T-1R5N4R0-3PF



Characteristic Graphs(This is reference data, and does not guarantee the products characteristics.)

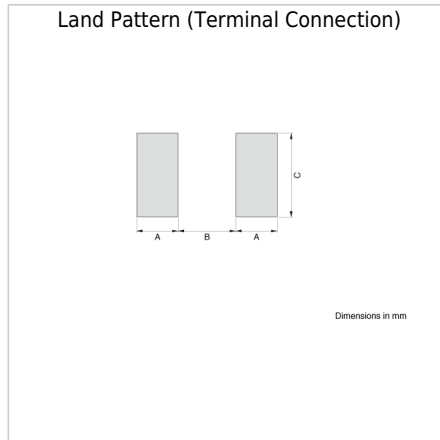
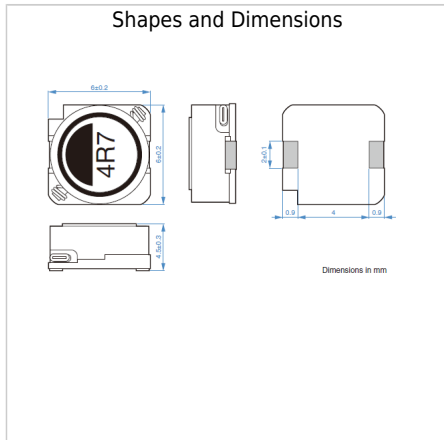


! Images are for reference only and show exemplary products.
! This PDF document was created based on the data listed on the TDK Corporation website.
! All specifications are subject to change without notice.

SLF6045T-1R5N4R0-3PF



Associated Images



! Images are for reference only and show exemplary products.
! This PDF document was created based on the data listed on the TDK Corporation website.
! All specifications are subject to change without notice.