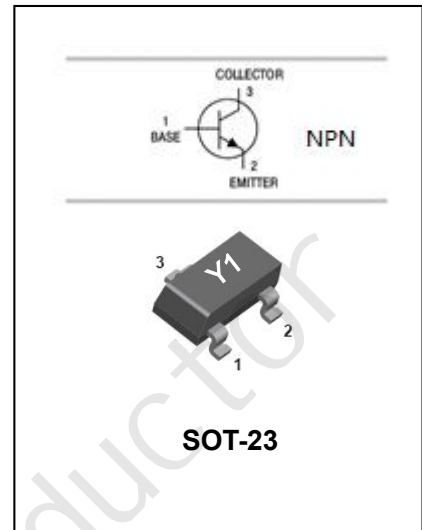


## FEATURES

- Collector Current.( $I_C= 1.5A$ )
- Complementary To SS8550.
- Collector dissipation: $P_C=300mW(T_C=25^{\circ}C)$

## APPLICATIONS

- High Collector Current.



## MAXIMUM RATING @ $T_a=25^{\circ}C$ unless otherwise specified

Symbol	Parameter	Ratings	Units
$V_{CBO}$	Collector-Base Voltage	40	V
$V_{CEO}$	Collector-Emitter Voltage	25	V
$V_{EBO}$	Emitter-Base Voltage	6	V
$I_C$	Collector Current -Continuous	1.5	A
$P_C$	Collector Dissipation	300	mW
$T_j, T_{stg}$	Junction and Storage Temperature	-55 to +150	$^{\circ}C$

**ELECTRICAL CHARACTERISTICS @ Ta=25°C unless otherwise specified**

Parameter	Symbol	Test conditions	MIN	TYP	MAX	UNIT
Collector-base breakdown voltage	$V_{(BR)CBO}$	$I_C=100\mu A, I_E=0$	40			V
Collector-emitter breakdown voltage	$V_{(BR)CEO}$	$I_C=2mA, I_B=0$	25			V
Emitter-base breakdown voltage	$V_{(BR)EBO}$	$I_E=100\mu A, I_C=0$	6			V
Collector cut-off current	$I_{CBO}$	$V_{CB}=35V, I_E=0$			0.1	$\mu A$
Collector cut-off current	$I_{CEO}$	$V_{CE}=20V, I_B=0$			0.1	$\mu A$
Emitter cut-off current	$I_{EBO}$	$V_{EB}=6V, I_C=0$			0.1	$\mu A$
DC current gain	$h_{FE}$	$V_{CE}=1V, I_C=100mA$	120		400	
		$V_{CE}=1V, I_C=800mA$	40	110		
Collector-emitter saturation voltage	$V_{CE(sat)}$	$I_C=800mA, I_B=80mA$		0.28	0.5	V
Base-emitter saturation voltage	$V_{BE(sat)}$	$I_C=800mA, I_B=80mA$		0.98	1.2	V
Base-emitter voltage	$V_{BE}$	$V_{CE}=1V, I_C=10mA$		0.66	1	V
Output capacitance	$C_{ob}$	$V_{CB}=10V, I_E=0$ $f=1MHz$		9.0		pF
Transition frequency	$f_T$	$V_{CE}=10V, I_C=50mA$	100	190		MHz

**CLASSIFICATION OF  $h_{FE(1)}$** 

Rank	L	H	J
Range	120-200	200-350	300-400

**TYPICAL CHARACTERISTICS @ Ta=25°C unless otherwise specified**

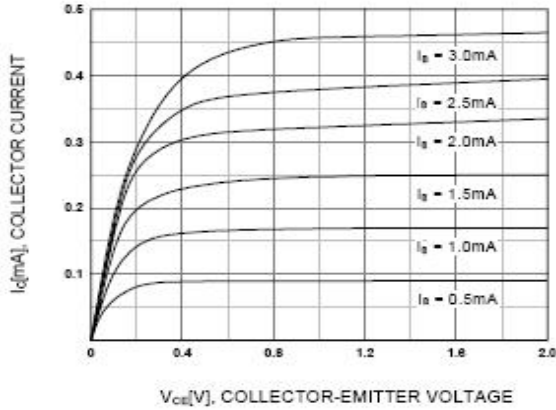


Figure 1. Static Characteristic

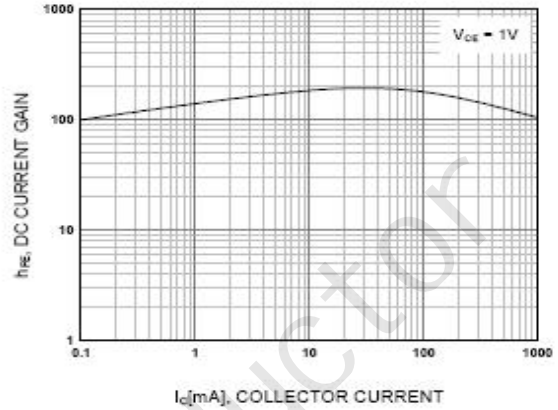


Figure 2. DC current Gain

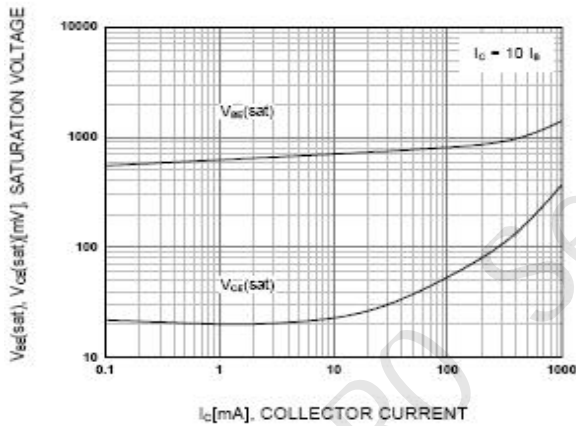


Figure 3. Base-Emitter Saturation Voltage  
Collector-Emitter Saturation Voltage

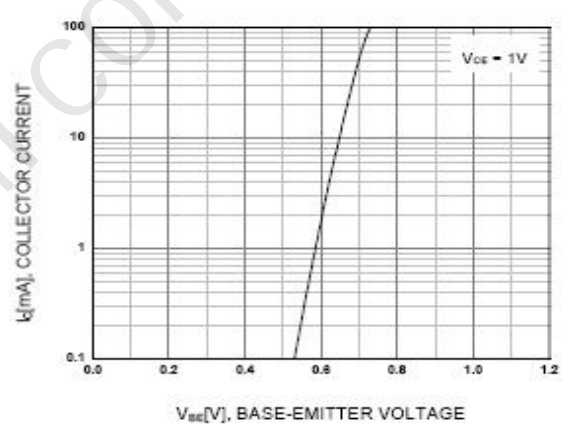


Figure 4. Base-Emitter On Voltage

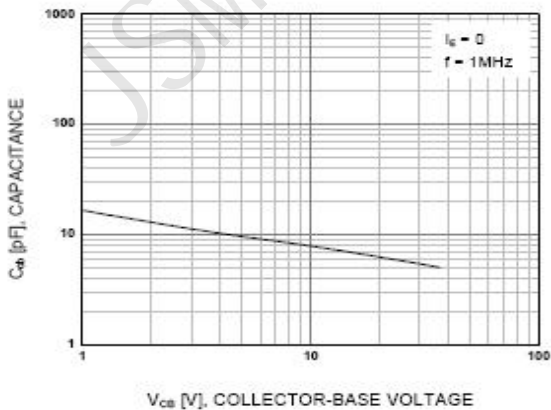


Figure 5. Collector Output Capacitance

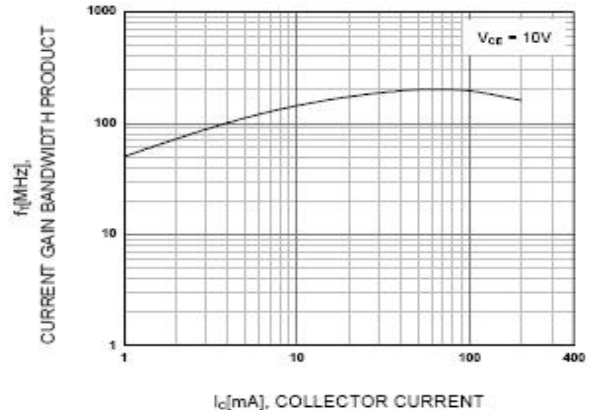
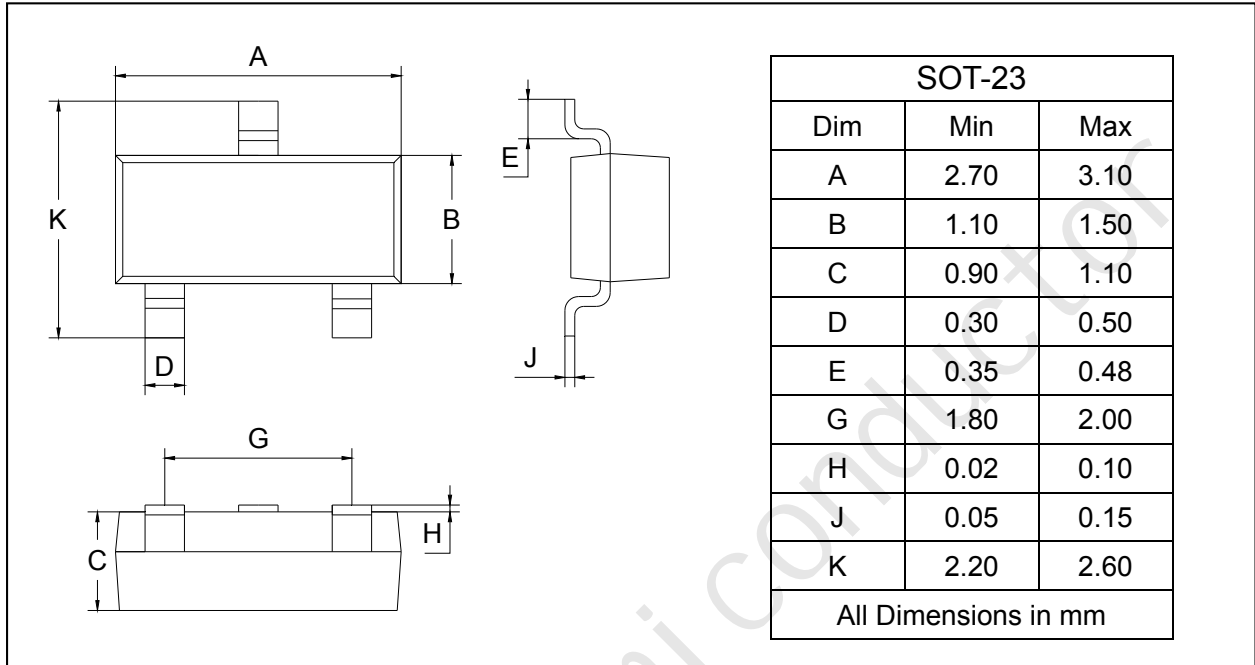
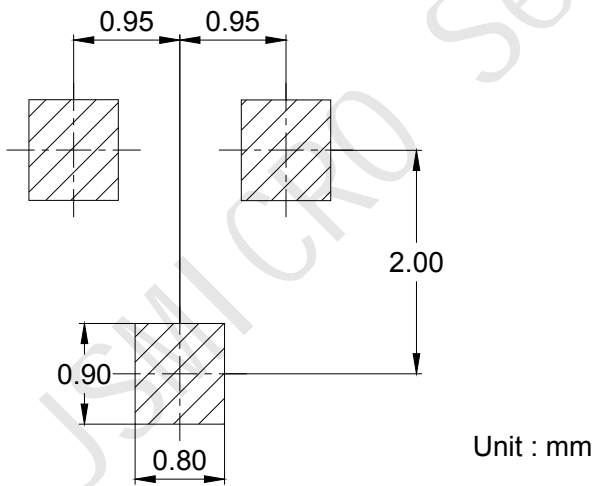


Figure 6. Current Gain Bandwidth Product

**PACKAGE OUTLINE**

Plastic surface mounted package

SOT-23


**SOLDERING FOOTPRINT**

**PACKAGE INFORMATION**

Device	Package	Shipping
SS8050	SOT-23	3000pcs / Tape & Reel