

PTF 60.500 | PTF 60.700 | PTF 61.000 | PTFA 60.000

ECOOL FILTERFANS FOR ROOF MOUNTING |

ECOOL TOP EXHAUST FILTER FOR ROOF MOUNTING 350–1000 m³/h

- 2 installation sizes, air flow rate up to 1000 m³/h
- three performance classes, cut-out compatible
- system of protection IP 33 and IP 54
- optimum passage of air and even temperature distribution (natural air convection is supported)
- toolless mounting, patented quick fastening system
- UL, cUL approval



PRODUCT		PTF 60.500		PTF 60.700		PTF 61.000		Unit
ARTICLE NO.	IP 54	11685101055	11685151055	11687102055	11687152055	11681102055	11681152055	
ARTICLE NO.	IP 33	11685100055	11685150055	11687100055	11687150055	11681100055	11681150055	

DATA								
Rated voltage ±10 %		AC 50 60 Hz						V
		230	115	230	115	230	115	
Unimpeded airflow	IP 54	350		600		880		m ³ /h
	IP 33	500		800		1000		
Airflow rate in comb. with exhaust filter	IP 54	242		400		570		
	IP 33	310		450		650		
Power consumption		4 × 28 29	4 × 29 24	80 100	75 90	120 160	110 160	W
Current consumption		4 × 0.2 0.2	4 × 0.3 0.3	0.35 0.45	0.66 0.8	0.53 0.72	0.96 1.4	A
Noise level according to EN ISO 3741		67		69		77		dB (A)
Weight		4.8		4.1		4.3		kg
Type of connection		terminal strip						
Fuse		6						A
System of protection according to EN 60529 / UL 50		IP 33 IP 54						
Filtration efficiency	IP 54	81						%
	IP 33	0 (no filter mat)						
Filter mat quality class according to EN 779	IP 54	G 4						
	IP 33	no filter mat						
Duty cycle		100						%
Bearing type		ball bearing						
Service life L ₁₀ (+ 40 °C) ¹		approx. 50000 ²			approx. 40000			h
Temperature range		-15 ... +55 +5 ... +131						°C °F
Design (housing and protection against accidental contact)		sheet steel, cover powder-coated; snap-in housing made of injection-moulded thermoplastic (ABS-FR) self-extinguishing, UL 94 V0						
Colour		RAL 7035 different colours available on request						

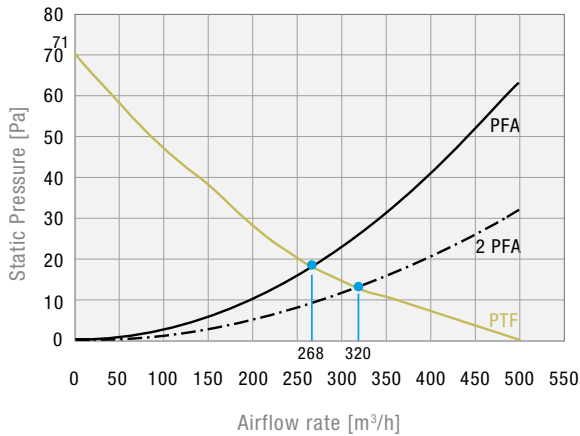
ACCESSORIES		ARTICLE NUMBER	
Spare filter mats	20 pieces	18611600124	18611600143
Thermostat		17121000000	
Hygrostat		17207000000	

For additional models, options and voltages visit www.pfannenberg.com or contact us directly.

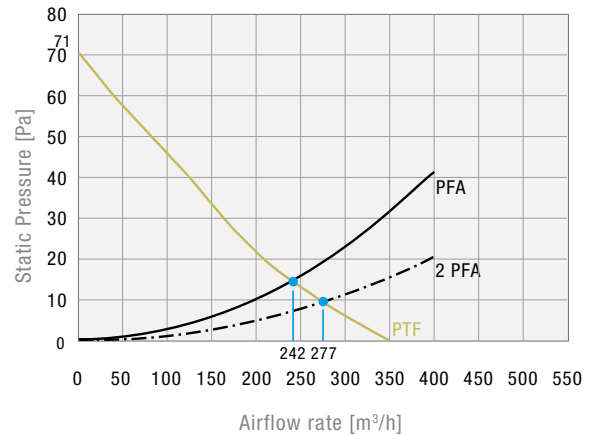
¹ fan failure is defined as being when the current and speed deviate or the operating noises are out of the ordinary
² L₁₀ (+25 °C)

Static pressure performance curve

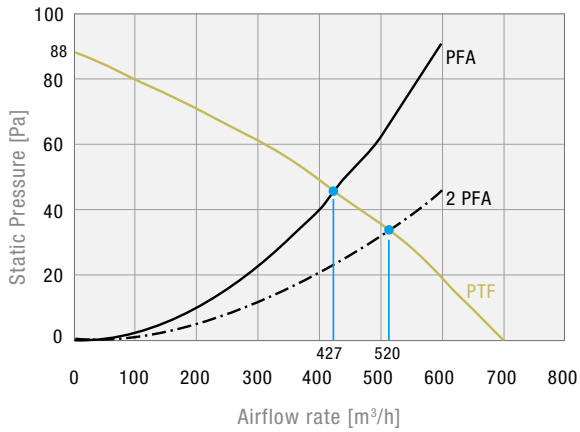
PTF 60.500 IP 33



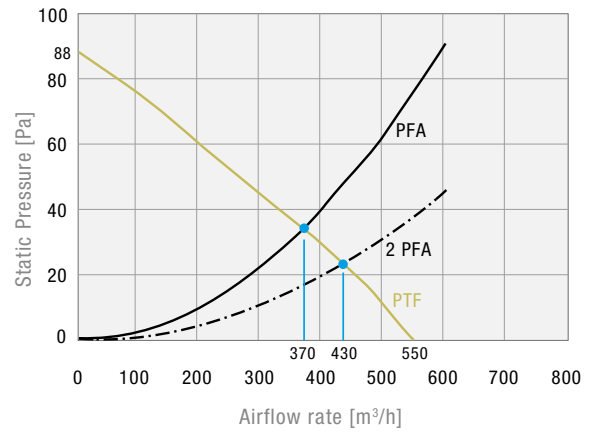
PTF 60.500 IP 54



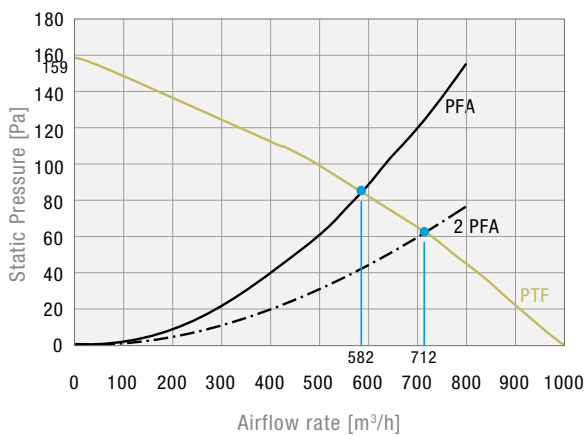
PTF 60.700 IP 33



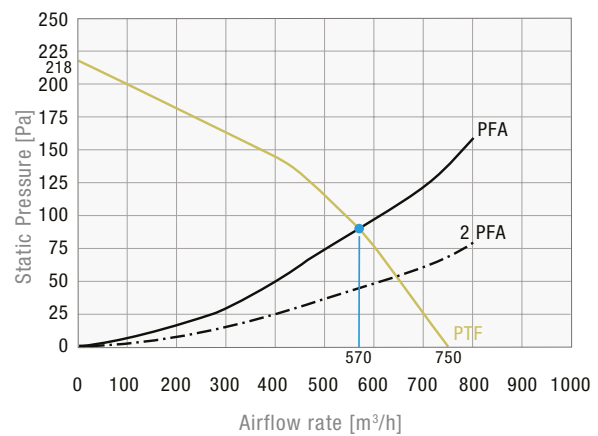
PTF 60.700 IP 54



PTF 61.000 IP 33

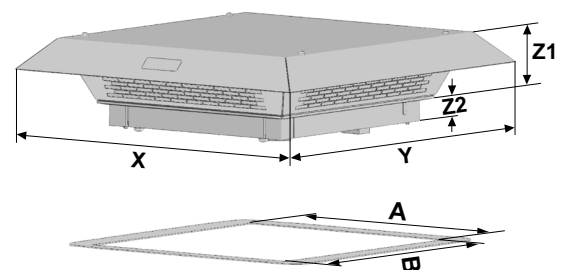


PTF 61.000 IP 54



Dimensions

mm	PTF 60.500	PTF 60.700	PTF 61.000	PTFA 60.000
X	436	470	470	436
Y	436	470	470	436
Z1	72	95	95	72
Z2	34	57	57	34
A¹	291	291	291	291
B¹	291	291	291	291



¹ for material thicknesses up to 2 mm
+ 1 mm for thickness of material > 2 mm ≤ 3 mm