

Saturating Choke



**Description**

- Saturating choke
- THT-terminals
- Based on laminated iron core
- Fully potted resign

**Standards**

- EN 60938

**Applications**

- Phase angle control circuits with thyristors, triacs or transistors
- The choke acts at its optimum when it is mounted directly at the interference originator (thyristor, triac)

**Weblinks**

[pdf-datasheet](#), [html-datasheet](#), [General Product Information](#), [Approvals](#), [CE declaration of conformity](#), [RoHS](#), [CHINA-RoHS](#), [e-Shop](#), [SCHURTER-Stock-Check](#), [Distributor-Stock-Check](#), [Detailed request for product](#)

**Technical Data**

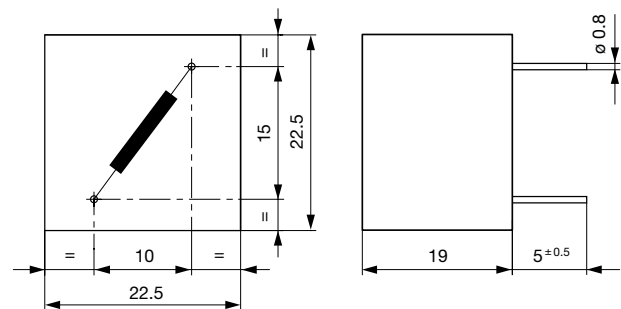
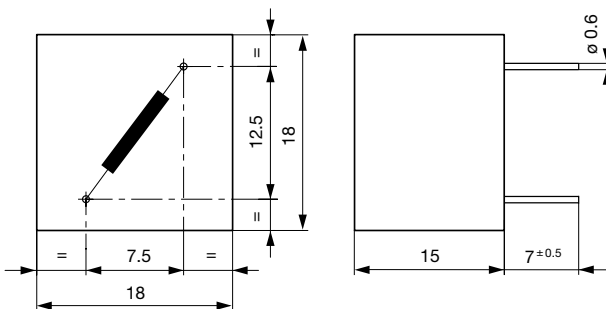
Rated voltage	up to 440 VAC
Rated Current	0.8 - 10A @ Ta 45 °C
Power Operating Frequency	50/60Hz
Terminal technic	THT, Flexible wire
Weight	14 - 86 g
Material: Housing	UL 94V-0
Sealing Compound	UL 94V-0

Isolation Voltage	2 kV eff., winding to ambient
Climatic Category	25/100/21 acc. to IEC 60068-1
Allowable Operation Temp.	-25 °C to 100 °C

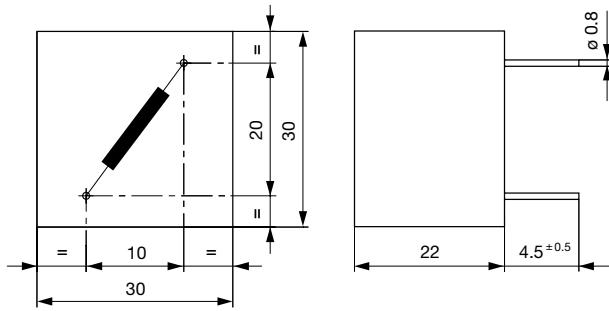
**Dimensions**

Case 00

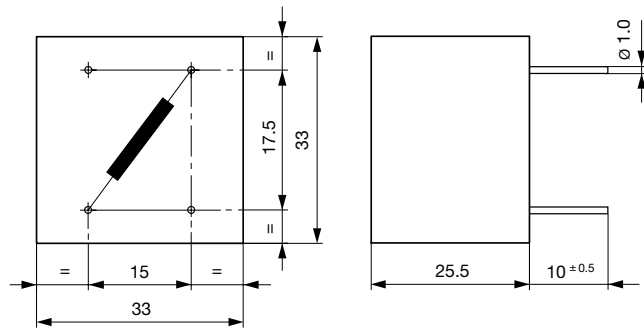
Case 08



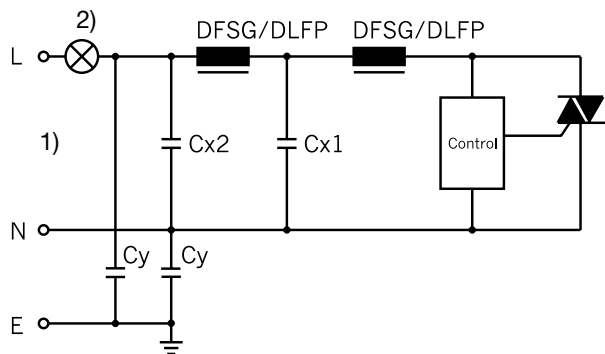
Case 17



Case 21

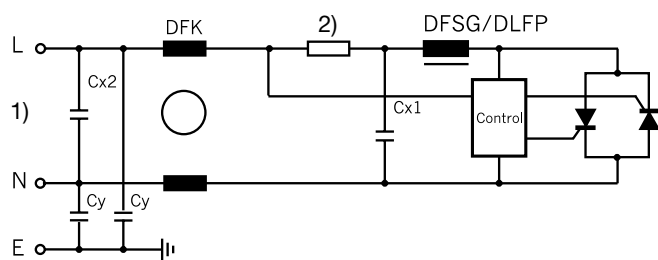


### Diagrams



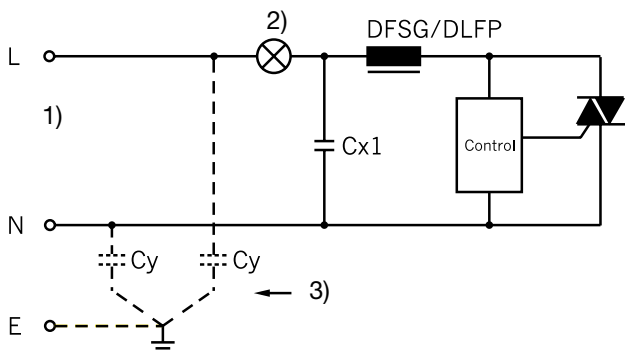
Interference suppression with resistive load, 2-phase

- 1) Line
- 2) Load



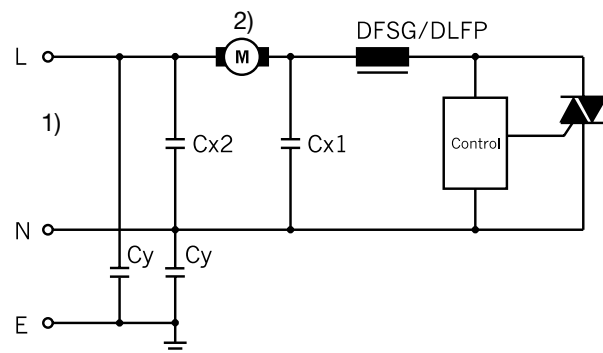
Interference suppression with resistive load, 2-stage

- DFSG: Radio interference suppression saturation choke
- DFK: Radio interference suppression choke magnetically condensated
- 1) Line
- 2) Load



Interference suppression with resistive load, < 10A, e.g. dimmers circuit (DFSG)

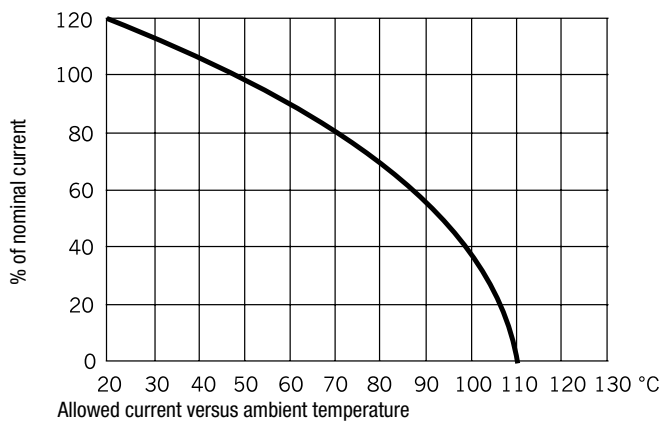
- 1) Line
- 2) Load
- 3) only to protection class I



Interference suppression with inductive load

- 1) Line
- 2) Load

**Derating Curves**



**Variants**

$I_n$ [A]	$R_{cu}$ [mΩ]	Weight [g]	Housing	Packing unit [pcs.]	Order Number
0.8	1300	14 g	00	90	DFSG-20-0001
1.5	450	14 g	00	90	DFSG-20-0002
2	260	29 g	08	25	DFSG-25-0001
3	100	29 g	08	25	DFSG-25-0002
3	165	55 g	17	30	DFSG-30-0001
6	60	55 g	17	30	DFSG-30-0002
5	70	86 g	21	30	DFSG-33-0001
10	30	86 g	21	30	DFSG-33-0002