




2 x 4" 100W AC-DC Power Supplies



Features	Benefits
• 100W Convection Rating	• Quiet Operation
• 75W With 1m/s Airflow at 85°C Ambient	• Suitable for High Ambient Temperature Environments
• ITE & Medical Certifications (2 x MOPP)	• Suitable for B & BF Rated Equipment
• Suitable for Class I and Class II installations	• Flexible Utilisation
• Class B Conducted and Radiated EMI	• Easier System Compliance



Specification		CUS100ME
Model		CUS100ME
Input Voltage range	-	85 - 264VAC (47 - 440Hz ⁽¹⁾). Derate linearly to 90% load from 90 to 85VAC input
Inrush Current (Cold start at 230VAC input)	A	<65A
Input Current (100W load)	A	1.4A at 100VAC input
Hold Up Time	ms	>24ms
Harmonic Compliance	-	EN/IEC61000-3-2 Class A. Minimum PF 0.97/0.89 (115/230Vac, 100% load)
Leakage Current	µA	<250µA at 230VAC 63Hz
Touch Current (enclosure leakage)	µA	<100µA
Temperature Coefficient	%/°C	±0.02%/°C
No Load Power Draw at 230VAC input	W	<0.5W
Output Adjustment	-	No adjustment
Ripple & Noise	mV (pk-pk)	<1% of nominal output for operating temperatures above 0°C At -20°C: 12V model <4%, 15V & 18V model <3%, other models <2%
Load Regulation	mV	≤1% (0 - 100% load)
Line Regulation	mV	≤0.5% (85 - 264VAC)
Short Circuit & Overcurrent Protection	%	110 - 190%. Hiccup mode, automatic recovery
Overvoltage Protection	V	115-140% of standard output voltage for each model, 48V model max 60V. Latching (unit shutdown), cycle AC input to reset
Efficiency	%	Up to 94%
Active Average Efficiency	%	>87%
Operating Temperature	-	-20°C to +85°C, see derating curves for operation above +50°C ⁽²⁾
Storage Temperature	°C	-40°C to +85°C
Operational Altitude	m	5000m
Humidity (non condensing)	%RH	5 - 95 (15 - 90 for /F option), operational and non operational
Cooling	-	Convection, conduction (coldplate) or forced air cooling ⁽²⁾
Withstand Voltage	VAC	Input to Ground 1.5kVAC (1xMOPP), Input to Output 4kVAC (2xMOPP), Output to Ground 1.5kVAC (1xMOPP)
Isolation Resistance	MΩ	>100MΩ at 25C & 70%RH, Output to Ground 500VDC
Insulation Class	-	Construction suitable for Class I or Class II installation
Vibration (non operating)	-	2G, 10-500Hz for 1 hour
Shock (non operating)	-	30G, 11ms half sine
Safety Agency Certifications ⁽³⁾	-	IEC/EN/UL60950-1 and 60601-1. ES60601-1. IEC/EN/UL62368-1. Designed to meet IEC61010-1.
Conducted & Radiated EMI	-	EN55011 / EN55032-B (See application notes for conditions)
Immunity	-	Compliant with EN60601-1-2, 2015 (Ed4), see immunity table on page 3
Weight	g	Open Frame: 180g; /U: 240g; /A: 255g; /B: 220g
Size (WxLxH)	mm	Open frame version: 50.8 x 101.6 x 31.5
Warranty	yrs	5
Connectors	-	Input: JST B2P3-VH, Output: JST B6P-VH

Note (1): For operation at 400-440Hz, please contact Technical Sales **Note (2):** See website for full derating curves and all case styles

Note (3): EN60335-1 Compliant versions available subject to MOQ. Please contact Sales.

Specification parameters apply at 25°C ambient temperature unless otherwise stated

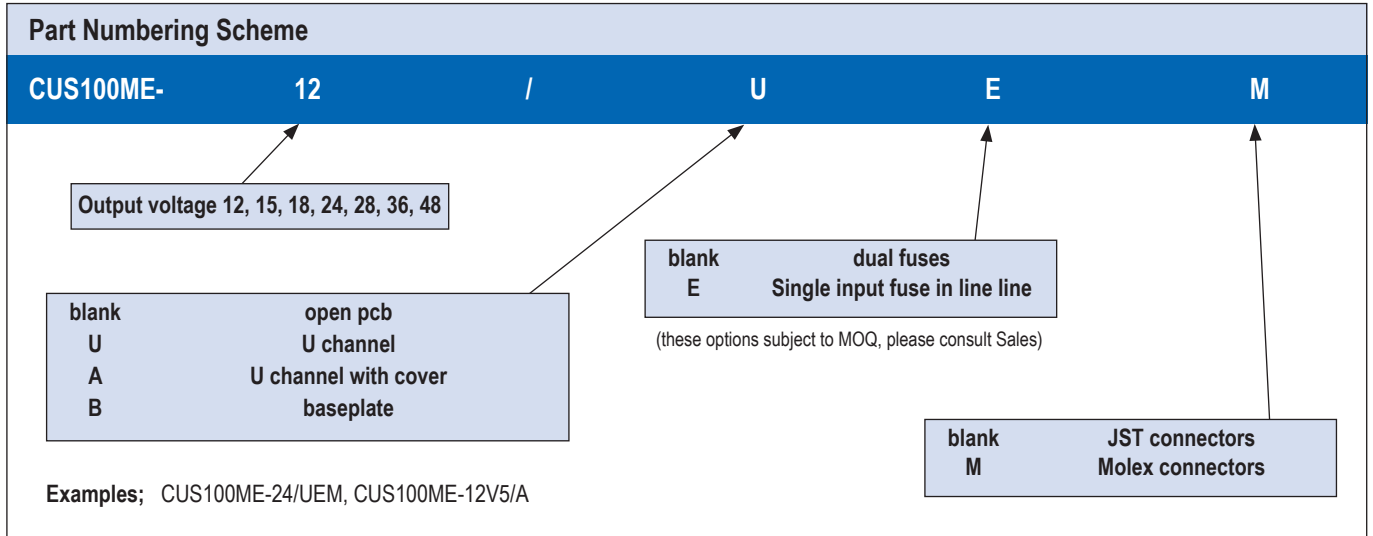
Style	Cooling	Output Power / Ambient Temperature			
		-20 to 50°C	70°C	80°C	85°C
Open frame	Convection	100W	60W	20W	-
/U or /B	Conduction	100W	100W	50W	-
All versions	1m/s air	100W	100W	83.3W	75W

Model Selector			
Model	Nominal Output Voltage (V)	Maximum Current Convection (A) ⁽²⁾	Maximum Power (W) ⁽²⁾
CUS100ME-12	12	8.33	100
CUS100ME-12/U	12	8.33	100
CUS100ME-12/A	12	8.33	100
CUS100ME-12/B	12	8.33	100
CUS100ME-15	15	6.66	100
CUS100ME-15/U	15	6.66	100
CUS100ME-15/A	15	6.66	100
CUS100ME-15/B	15	6.66	100
CUS100ME-18	18	5.55	100
CUS100ME-18/U	18	5.55	100
CUS100ME-18/A	18	5.55	100
CUS100ME-18/B	18	5.55	100
CUS100ME-24	24	4.16	100
CUS100ME-24/U	24	4.16	100
CUS100ME-24/A	24	4.16	100
CUS100ME-24/B	24	4.16	100
CUS100ME-28	28	3.57	100
CUS100ME-28/U	28	3.57	100
CUS100ME-28/A	28	3.57	100
CUS100ME-28/B	28	3.57	100
CUS100ME-36	36	2.77	100
CUS100ME-36/U	36	2.77	100
CUS100ME-36/A	36	2.77	100
CUS100ME-36/B	36	2.77	100
CUS100ME-48	48	2.08	100
CUS100ME-48/U	48	2.08	100
CUS100ME-48/A	48	2.08	100
CUS100ME-48/B	48	2.08	100

Note 2: See website for full derating curves and all case styles
Non-standard outputs can be requested within the following ranges.

Model Voltage Range	CUS100ME-12 12 - 13.2	CUS100ME-15 15 - 16.5	CUS100ME-18 18 - 19.8	CUS100ME-24 24 - 26.4	CUS100ME-28 28 - 30.8	CUS100ME-36 36 - 39.6	CUS100ME-48 48 - 50
---------------------	--------------------------	--------------------------	--------------------------	--------------------------	--------------------------	--------------------------	------------------------

Non-standard output versions may be subject to minimum order quantities and variations to specification.
For all non-standard output voltage settings please consult Sales.

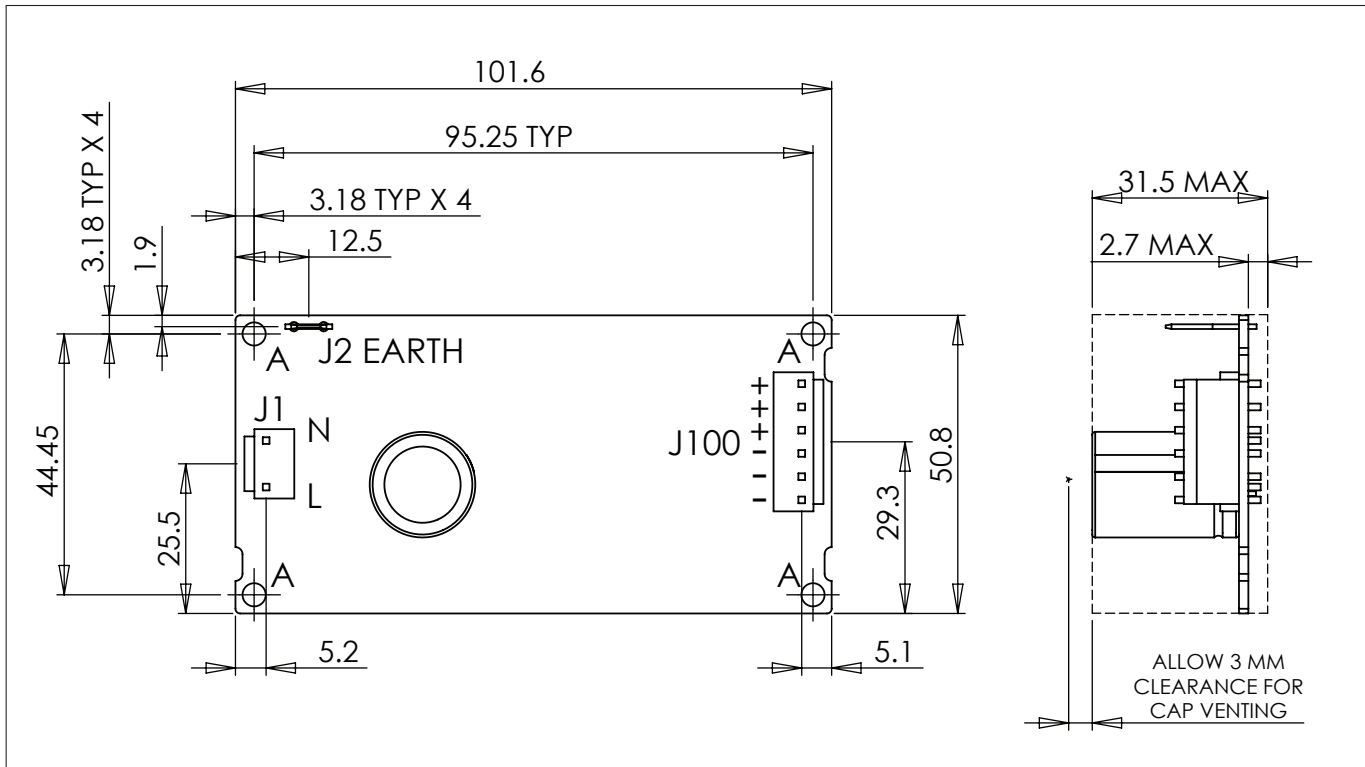


Immunity Levels

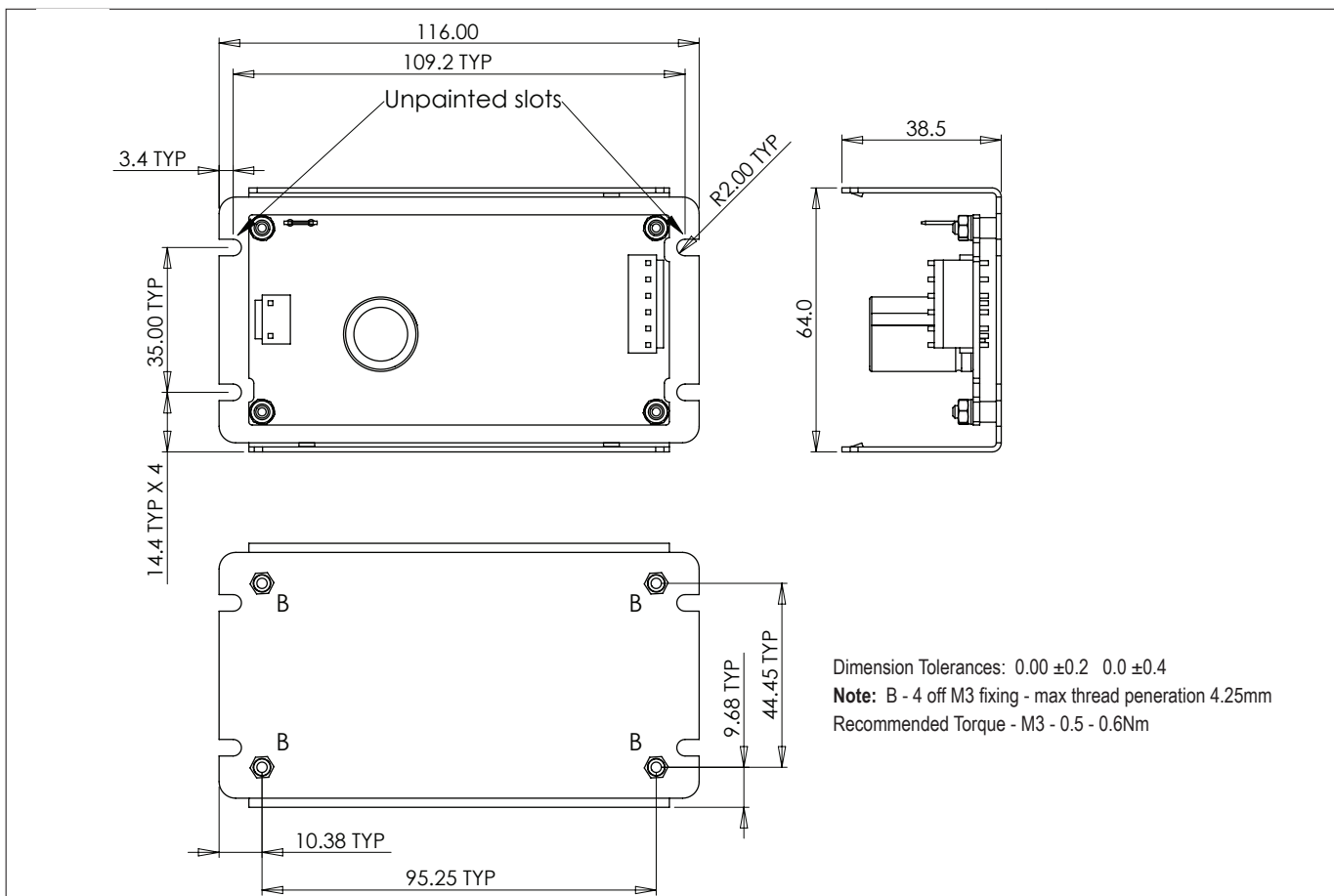
Test	Standard	Test Level	Criteria	Notes The power stated below is total power (main output + fan output)
ESD	EN61000-4-2	4	A	
Radiated Susceptibility	EN61000-4-3	3	A	inc proximity field requirements of EN60601-1-2:2015
Electrical Fast Transient Burst	EN61000-4-4	4	A	(AC Port, 5kHz and 100KHz)
Surge	EN61000-4-5	3	A	-
Conducted Susceptibility	EN61000-4-6	3	A	-
Magnetic fields	EN61000-4-8	4	A	-
Voltage Dips & Interruptions	EN61000-4-11 Class 3 Industrial inc EN55024 (100VAC)	0% for 1/2 cycle	A	-
		0% for 1 cycle	A	-
		40% for 10/12 cycles	B	-
		70% for 25/30 cycles	A	-
		80% for 250/300 cycles	A	-
	EN61000-4-11 Class 3 Industrial inc EN55024 (240VAC)	0% for 250/300 cycles	B	-
		0% for 1/2 cycle	A	-
		0% for 1 cycle	A	-
		40% for 10/12 cycles	A	-
		70% for 25/30 cycles	A	-
	EN60601-1-2:2015 (100VAC)	80% for 250/300 cycles	A	-
		0% for 250/300 cycles	B	-
		0% for 1/2 cycle	A	-
	EN60601-1-2:2015 (240VAC)	0% for 1 cycle	A	-
		70% for 25/30 cycles	A	-
		0% for 250/300 cycles	B	-
Ringwave Test	EN61000-4-12	3	A	-
Voltage Fluctuations	EN61000-4-14	Class 3	A	-

Criteria A definition: the output stays within +/-5% of regulation

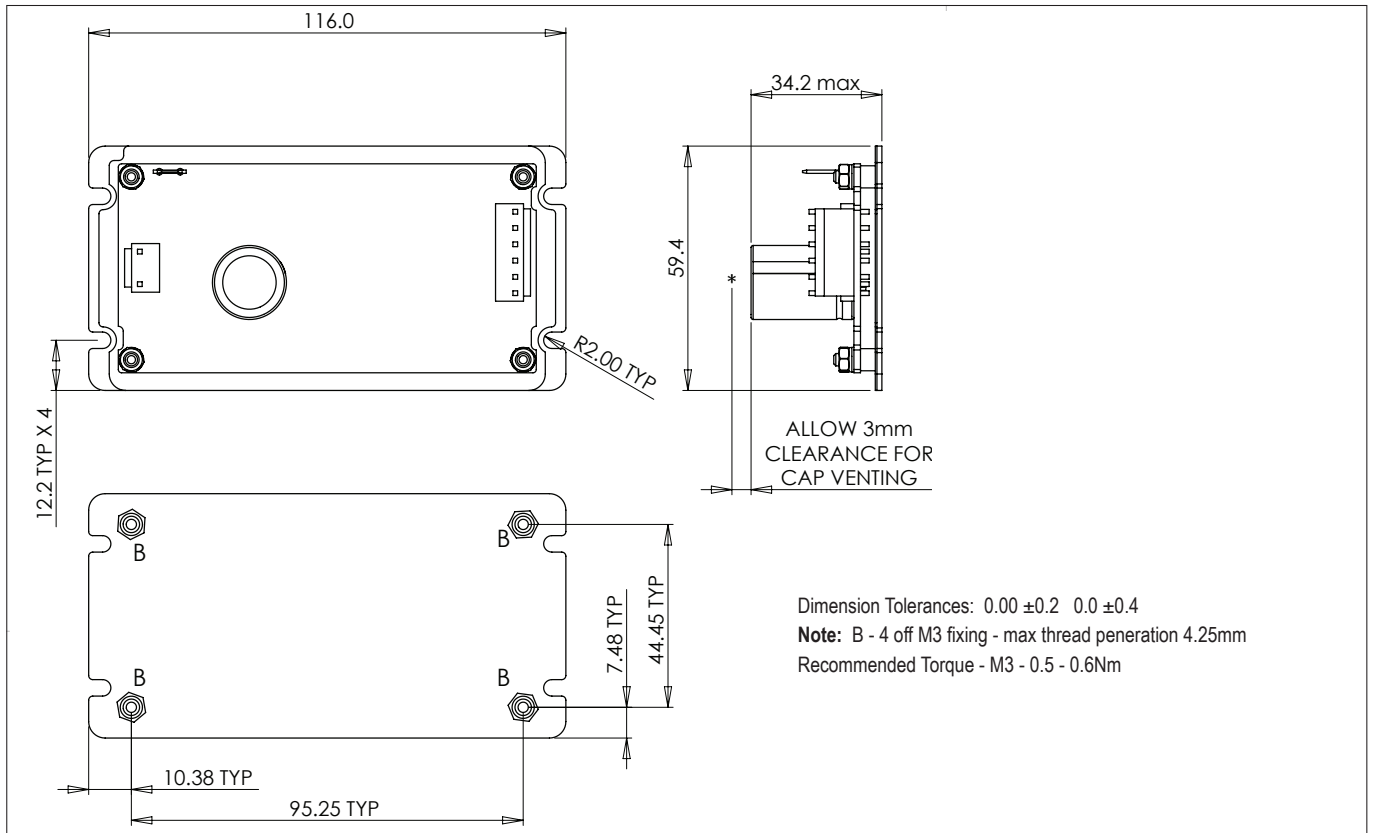
Outline drawing CUS100ME (Open Frame unit)



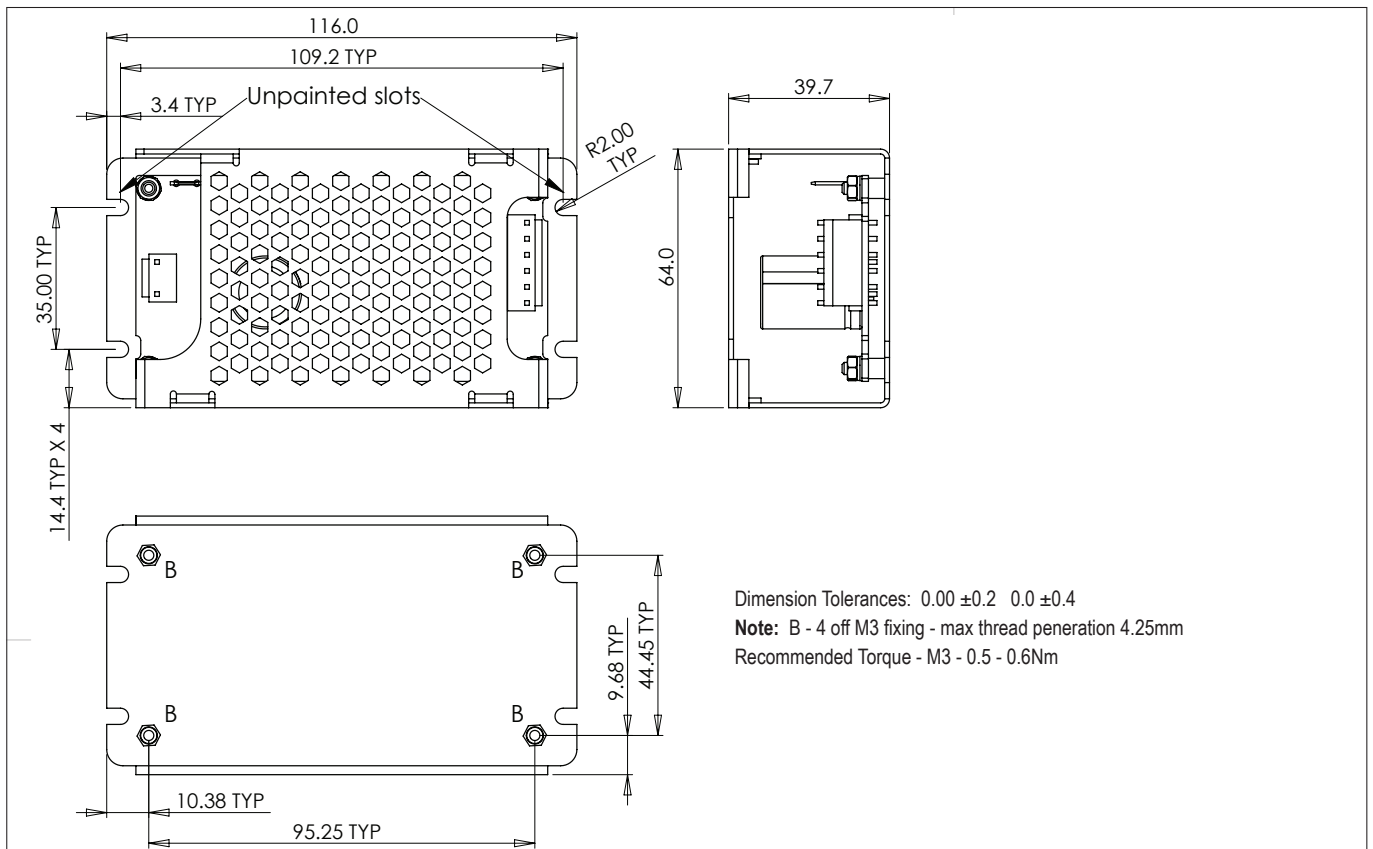
Outline drawing CUS100ME/U (U Channel) Option



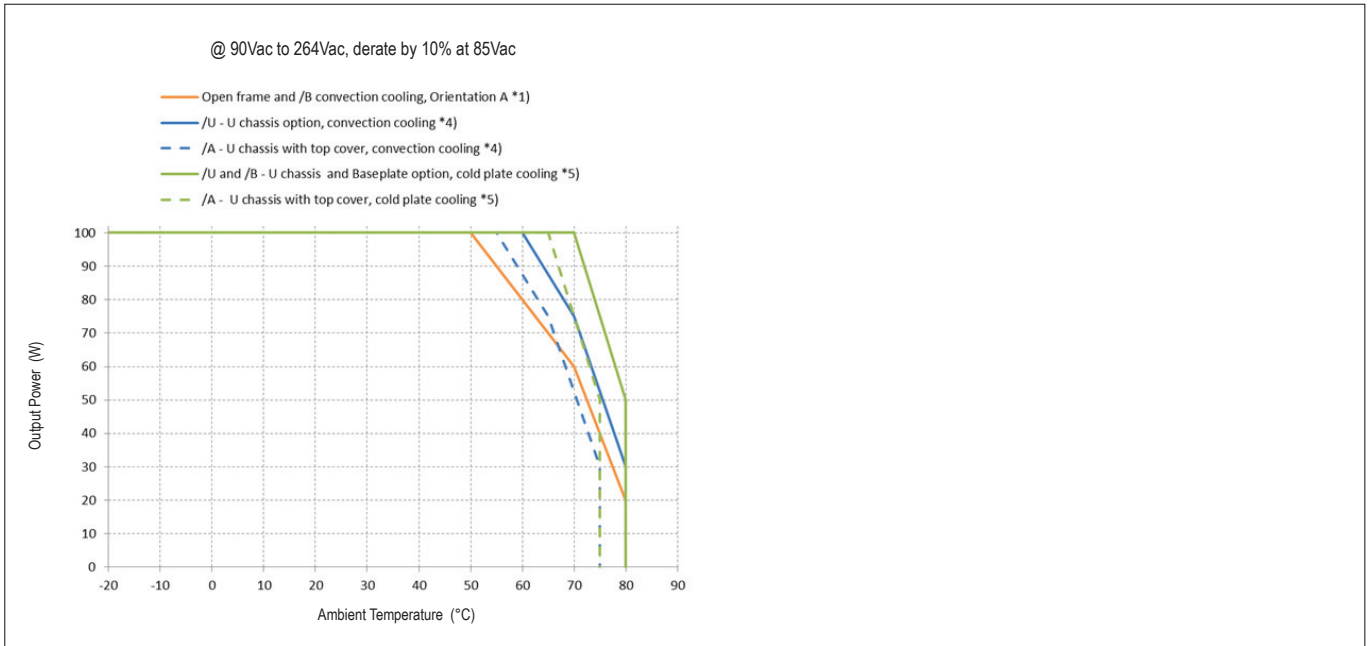
Outline drawing CUS100ME/B (Baseplate) Option



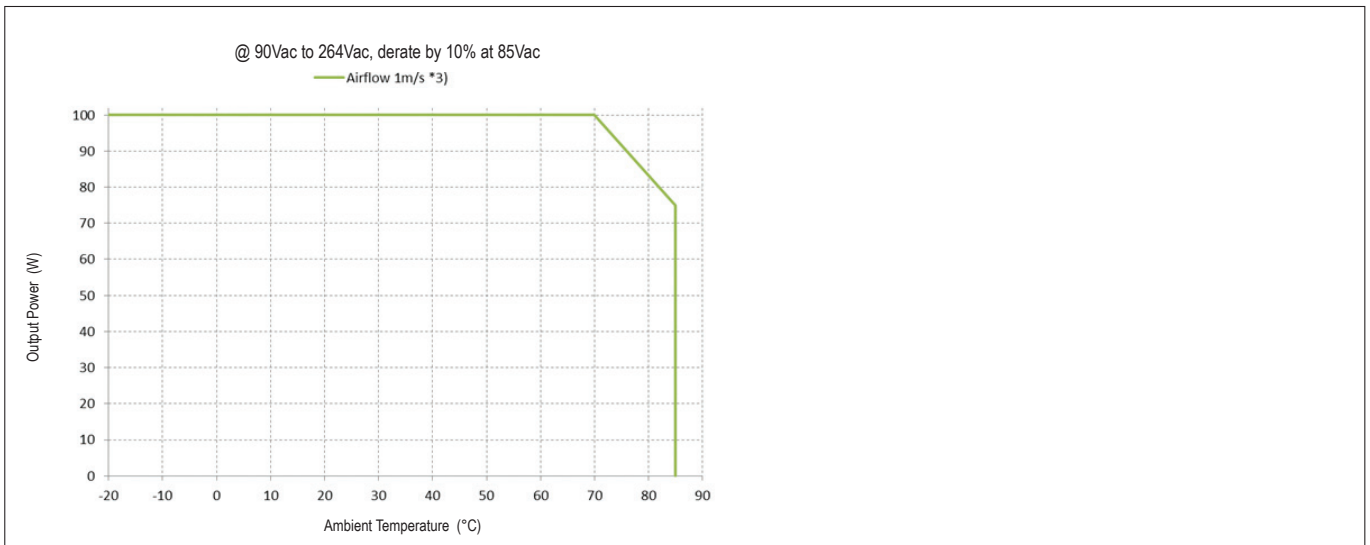
Outline drawing CUS100ME/A (U Channel with cover) Option



Output Power vs Ambient Temperature (Convection/Conduction Cooled)



Output Power vs Ambient Temperature (Forced Air Cooled)



Notes:

- 1) 50mm above surface
- 2) Not applicable
- 3) Tested with airflow direction G (see Application Note)
- 4) 50mm above surface, orientation A (see Application Note) no additional coldplate
- 5) U chassis or Baseplate fixed on a coldplate (system chassis), orientation A (see Application Note)
/B baseplate option performance is the same as with the U chassis option for coldplate cooling



TDK-Lambda France SAS

3 Avenue du Canada
Parc Technopolis
Bâtiment Sigma
91940 les Ulis
France
Tel: +33 1 60 12 71 65
Fax: +33 1 60 12 71 66
france@fr.tdk-lambda.com
www.fr.tdk-lambda.com



Italy Sales Office

Via Giacomo Matteotti 62
20092 Cinisello Balsamo (MI)
Italy
Tel: +39 02 61 29 38 63
Fax: +39 02 61 29 09 00
info.italia@it.tdk-lambda.com
www.it.tdk-lambda.com



Netherlands

info@nl.tdk-lambda.com
www.nl.tdk-lambda.com



TDK-Lambda Germany GmbH

Karl-Bold-Strasse 40
77855 Achern
Germany
Tel: +49 7841 666 0
Fax: +49 7841 5000
info.germany@de.tdk-lambda.com
www.de.tdk-lambda.com



Austria Sales Office

Aredstrasse 22
2544 Leobersdorf
Austria
Tel: +43 2256 655 84
Fax: +43 2256 645 12
info@at.tdk-lambda.com
www.de.tdk-lambda.com



Switzerland Sales Office

Eichtalstrasse 55
8634 Hombrechtikon
Switzerland
Tel: +41 44 850 53 53
Fax: +41 44 850 53 50
info@ch.tdk-lambda.com
www.de.tdk-lambda.com



Nordic Sales Office

Haderslevvej 36B
DK-6000 Kolding
Denmark
Tel: +45 8853 8086
info@dk.tdk-lambda.com



TDK-Lambda UK Ltd.

Kingsley Avenue
Ilfracombe
Devon EX34 8ES
United Kingdom
Tel: +44 (0) 12 71 85 66 66
Fax: +44 (0) 12 71 86 48 94
powersolutions@uk.tdk-lambda.com
www.uk.tdk-lambda.com



TDK-Lambda Ltd.

1 Alexander Yanai
Segula
Petah-Tikva
Israel
Tel: +9 723 902 4333
Fax: +9 723 902 4777
info@tdk-lambda.co.il
www.tdk-lambda.co.il



C.I.S.

Commercial Support:

Tel: +7 (495) 665 2627

Technical Support:

Tel: +7 (812) 658 0463

info@tdk-lambda.ru

www.tdk-lambda.ru

Local Distribution

