



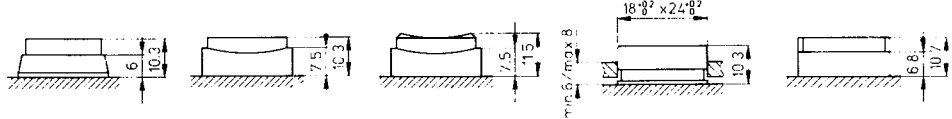


Panel cut-out 16.2 mm

	18 x 24 tapered plastic bezel	18 x 24 exposed plastic bezel	18 x 24 concealed plastic bezel	18 x 24 IP67, exposed plastic bezel		
Contact blocks must be ordered separately (see pages 20 + 21)						
Faston terminal Momentary Latching ☺ Indicator	501 000 511 000 551 000	501 008 511 008 551 008	501 002 511 002 551 002	501 015 511 015 551 015		
Solder terminal Momentary Latching ☺ Indicator	501 100 511 100 551 100	501 108 511 108 551 108	501 102 511 102 551 102	501 115 511 115 551 115		
Weight in g	7	7	7	8		
Length in mm Switches Indicators	43 41	43 41	43 41	43 41		
Front panel thickness max. min.	6.5 1.0	6.5 1.0	6.5 1.0	6.5 1.0		
Bezel and lens heights (switch in „off“ position)						
Lenses	14 x 20	15 x 21 flat concave		18 x 24	15 x 21	
Weight in g	1.1	1.3	1.4	1.6	1.4	
opaque	white yellow green blue red black orange	460 012 460 112 460 212 460 312 460 412 460 512 460 612	460 021 460 121 460 221 460 321 460 421 460 521 460 621	460 022 460 122 460 222 460 322 460 422 460 522 460 622	460 017 460 117 460 217 460 317 460 417 460 517 460 617	560 011 560 111 560 211 560 311 560 411 560 511 560 611
transparent	white yellow green blue red orange	461 012 461 112 461 212 461 312 461 412 461 612	461 021 461 121 461 221 461 321 461 421 461 621	461 022 461 122 461 222 461 322 461 422 461 622	461 017 461 117 461 217 461 317 461 417 461 617	561 011 561 111 561 211 561 311 561 411 561 611
Part number suffix for transparent lens lower part 010 (except IP67)						