


pui
audio™ inc
a projects unlimited company

POW-1644P-B-R Omni-Directional Waterproof Microphone

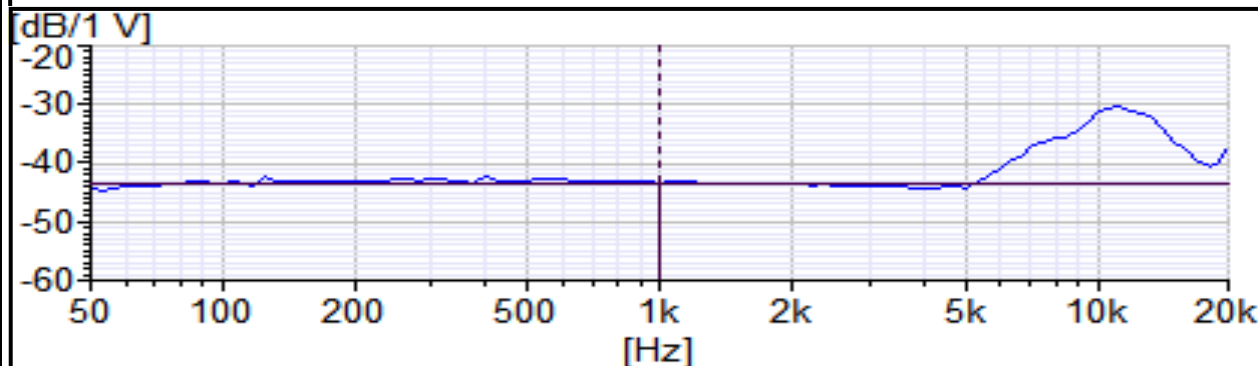



3541 Stop Eight Road • Dayton, Ohio 45414

Product Overview

- 7.1mm overall diameter and 2.6mm height with pin terminals
- -44 dB sensitivity for use in most environments
- Wide 2 to 10 VDC operating voltage and 50-16,000 Hz frequency response
- >60 dB signal-to-noise ratio and 2.2 kOhm impedance
- Omni-directional polar pattern for great off-axis response
- IP57 rated and built with a rubber boot for a superior seal

Typical Frequency Response and Sensitivity



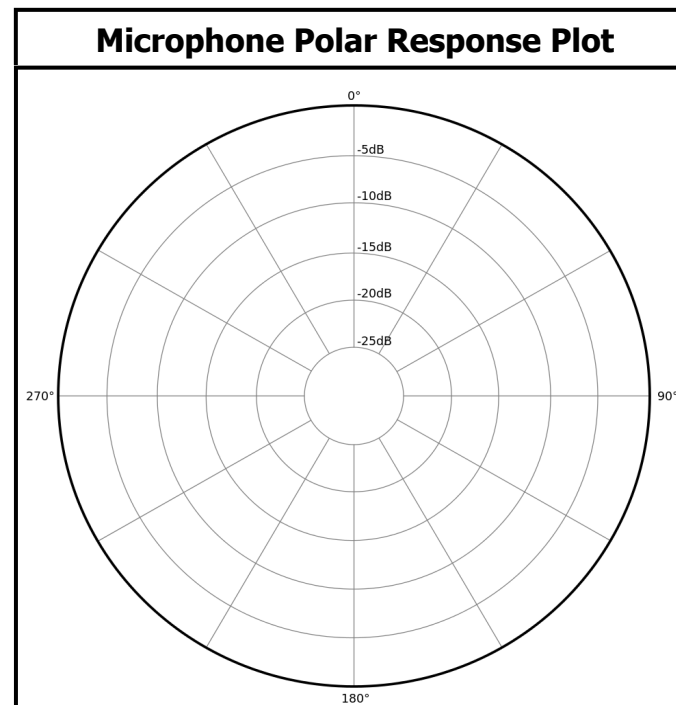
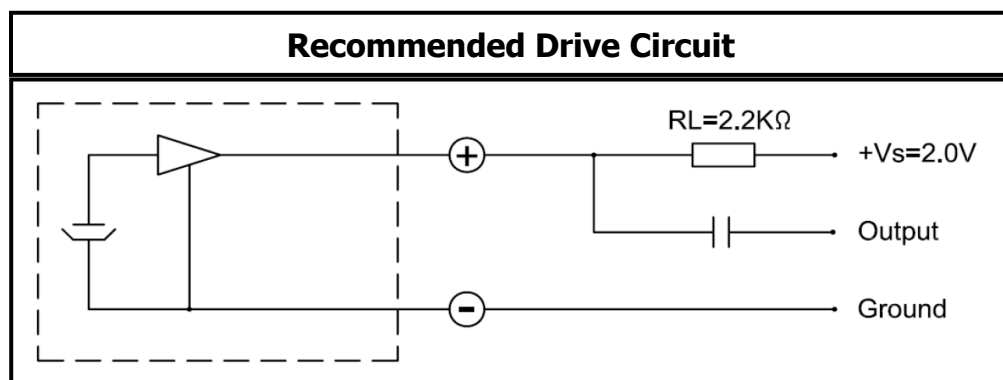


pui
audio™
a projects unlimited company

POW-1644P-B-R

Omni-Directional Waterproof Microphone

Mechanical and Environment Testing	
Test Description	Test Condition
High Temperature	70°C with random humidity for 200 hours
Low Temperature	-40°C with random humidity for 200 hours
Humidity	40°C with 90% relative humidity for 200 hours
Vibration	3 mm movement for 3 minutes in each of 3 axis
Drop Test	70 cm free fall onto 20 mm thick board, two directions
Temperature Cycle Test	-40°C to 70°C, 5 cycles



SPECIFICATIONS

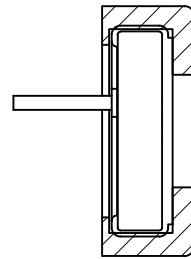
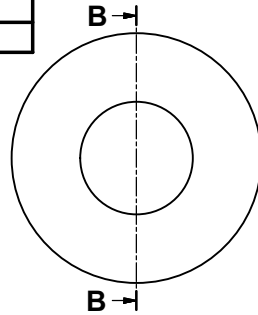
PARAMETERS	VALUES	UNITS
DIRECTIVITY	OMNI	-
SENSITIVITY	-44 ± 3	dB
STANDARD OPERATING VOLTAGE	2	Vdc
MAX OPERATING VOLTAGE	10	Vdc
CURRENT CONSUMPTION (MAX)	0.5	mA
IMPEDANCE	2.2	KOhm
SIGNAL TO NOISE RATIO (MIN.)	60	dB
OPERATING TEMPERATURE	-20 ~ +70	C°
STORAGE TEMPERATURE	-40 ~ +85	C°
TERMINAL	PIN	-
INTERNAL CAPACITOR	N/A	pF

THIS DOCUMENT CONTAINS DATA PROPRIETARY TO PROJECTS UNLIMITED, INC. ANY USE OR REPRODUCTION, IN ANY FORM, WITHOUT PRIOR WRITTEN PERMISSION OF PROJECTS UNLIMITED, INC. IS PROHIBITED.
©2003, Projects Unlimited Inc.



REVISION HISTORY

LTR	DESCRIPTION	DATE	APPROVED
-	RELEASED FROM ENGINEERING	10/19/2006	
A	DELETED MOLEX CONNECTOR NOTE	7/17/2007	D.F.
B	REVISED IP RATING	7/2/2008	B.R.
C	REVISED TO INVENTOR 3-D DRAWING TEMPLATE	8/30/2008	B.R.
D	ADDED TEMPERATURES AND PIN DIAMETER	1/29/2013	B.R.

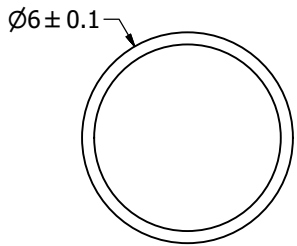
ASSEMBLY



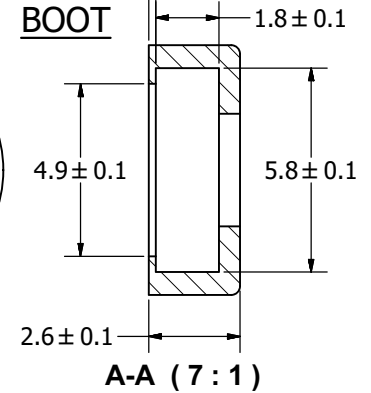
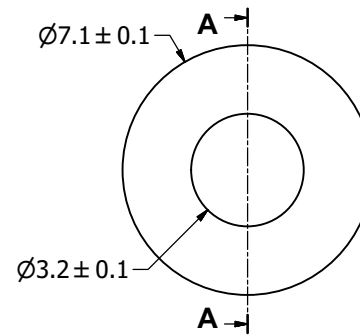
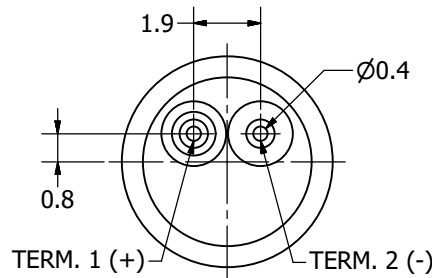
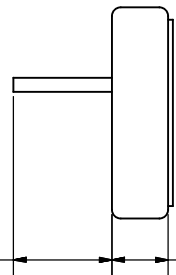
B-B (7:1)



MICROPHONE




2.8 ± 0.3



A-A (7:1)

NOTES:

1. ALL DIMENSIONS ARE IN MILLIMETERS.
2. SPECIFICATIONS SUBJECT TO CHANGE OR WITHDRAWAL WITHOUT NOTICE.
3. THIS PART IS RoHS 2011/65/EU COMPLIANT.
4. PART IS IP57 RATED.
5. ASSEMBLY IS WASHABLE WITH BOOT IN PLACE.

UNLESS OTHERWISE SPECIFIED: DIMENSIONS ARE IN MILLIMETERS, TOLERANCES ARE ±0.5 AND ANGLES ARE ±3°.	SIZE	Designed by	Date	Checked by	Date	Approved by	Date	Drawn Date
	A3	J.D.	10/19/2006	B.R.	10/20/2006	R.W.	10/20/2006	8/30/2008
POW-1644P-B-R.idw			POW-1644P-B-R			Microphone		Edition -
								Sheet 1 / 1