


MICRO BLADE & BEAM SOCKET & HEADER

28
Gbps

(0.40 mm) .0158" PITCH • SS4/ST4 SERIES



SS4
Mates:
ST4

ST4
Mates:
SS4

SPECIFICATIONS

Insulator Material:
Black LCP
Contact Material:
Phosphor Bronze
Plating:
Au or Sn over
50 μ" (1.27 μm) Ni
Operating Temp Range:
-55 °C to +125 °C
Current Rating:
1.6 A per pin
(2 pins powered)

PROCESSING

Lead-Free Solderable:
Yes
SMT Lead Coplanarity:
(0.10 mm) .004" max

SS4	POSITIONS PER ROW	LEAD STYLE	PLATING OPTION	D	K	"X"R
-----	-------------------	------------	----------------	---	---	------

-10, -20,
-30, -40, -50

-3.00
= 3.00 mm

-3.50
= 3.50 mm

-L
= 10 μ"
(0.25 μm)
Gold on contact,
Matte Tin on tail

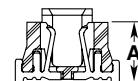
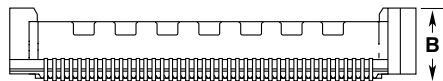
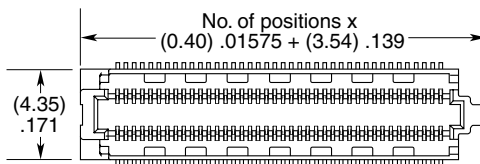
(Required in callout)

-K
= (3.50 mm)
.138" DIA
Polyimide
Film
Pick &
Place Pad

(Required in callout)

-TR
= Tape & Reel

-FR
= Full Reel
Tape & Reel
(must order max.
quantity per reel;
contact Samtec for
quantity breaks)



LEAD STYLE	A	B
-3.00	(2.85) .112	(3.50) .138
-3.50	(3.35) .132	(4.00) .157

ST4	POSITIONS PER ROW	LEAD STYLE	PLATING OPTION	D	P	"X"R
-----	-------------------	------------	----------------	---	---	------

-10, -20,
-30, -40, -50

-1.00
= 1.00 mm

-1.50
= 1.50 mm

-2.50
= 2.50 mm

-L
= 10 μ"
(0.25 μm)
Gold on contact,
Matte Tin on tail

(Required in callout)

-P
= Pick &
Place Pad

(Required in callout)

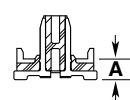
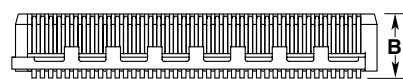
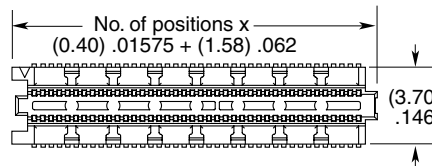
-TR
= Tape & Reel

-FR
= Full Reel
Tape & Reel
(must order max.
quantity per reel;
contact Samtec for
quantity breaks)

MATED HEIGHT *

ST4 LEAD STYLE	SS4 LEAD STYLE	
	-3.00	-3.50
-1.00	(4.00 mm) .157"	(4.50 mm) .177"
-1.50	(4.50 mm) .177"	(5.00 mm) .197"
-2.50	(5.50 mm) .217"	(6.00 mm) .236"

*Processing conditions will affect mated height.



LEAD STYLE	A	B
-1.00	(1.00) .039	(3.08) .121
-1.50	(1.50) .059	(3.58) .141
-2.50	(2.50) .098	(4.58) .180

Note:
Some lengths, styles and options are non-standard, non-returnable.

Mouser Electronics

Authorized Distributor

Click to View Pricing, Inventory, Delivery & Lifecycle Information:

Samtec:

[SS4-30-3.00-L-D-K-TR](#) [SS4-40-3.50-L-D-K-TR](#) [SS4-50-3.50-L-D-K-TR](#) [SS4-10-3.00-L-D-K-TR](#) [SS4-20-3.00-L-D-K-TR](#) [SS4-50-3.00-L-D-K-TR](#) [SS4-20-3.50-L-D-K-TR](#) [SS4-40-3.00-L-D-K-TR](#) [SS4-10-3.50-L-D-K-TR](#) [SS4-15-3.00-L-D-K-TR](#) [SS4-30-3.50-L-D-K-TR](#) [SS4-15-3.50-L-D-K-TR](#) [SS4-30-3.00-L-D-K-FR](#)