

AC Filter 2-Stage, DIN Rail Mounting, Very Broad Band Attenuation



Description

- Chassis:
DIN rail mounting
- Line filter in standard or industrial version, 2 positions, very high attenuation, broadband
- High symmetrical and asymmetrical attenuation in the frequency range from 10kHz up to 30MHz

Approvals

- VDE Certificate Number: 40030734
- UL File Number: E72928

Characteristics

- Protection against interference voltage from the mains
Possible interferences generated in the equipment are strongly attenuated
- Especially designed for electric switch and control cabinets
- Suitable for use in equipment according to IEC/UL 60950

Weblinks

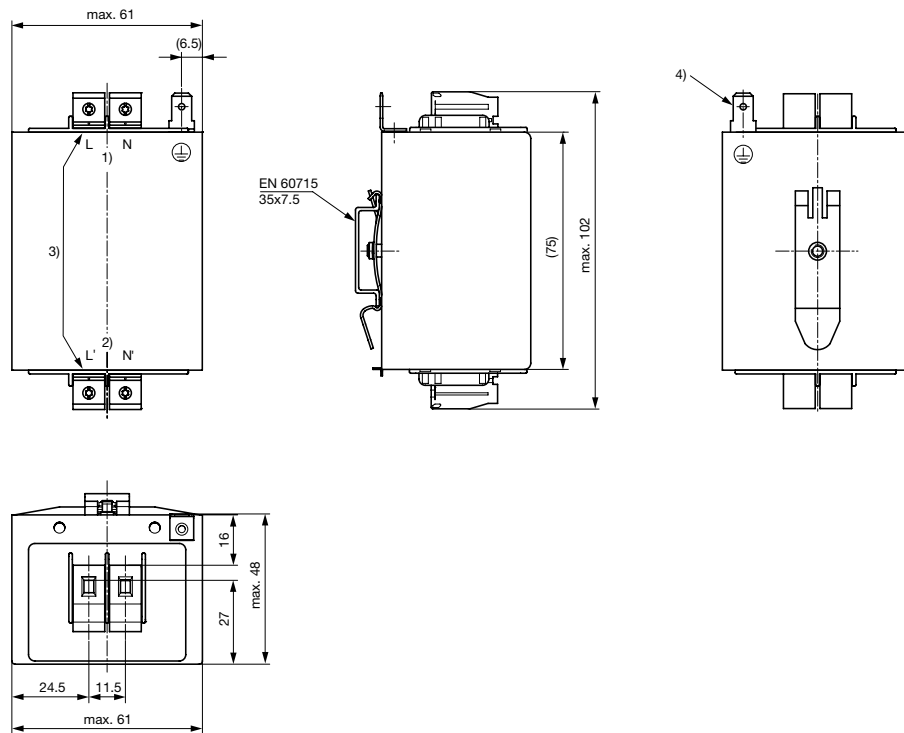
[pdf-datasheet](#), [html-datasheet](#), [General Product Information](#), [Approvals](#), [CE declaration of conformity](#), [RoHS](#), [CHINA-RoHS](#), [REACH](#), [e-Shop](#), [SCHURTER-Stock-Check](#), [Distributor-Stock-Check](#), [Detailed request for product](#)

Technical Data

Ratings IEC	1 - 10A @ Ta 40 °C / 250VAC; 50Hz
Ratings UL/CSA	1 - 10A @ Ta 40 °C / 125/250VAC; 60Hz
Leakage Current	standard < 0.25mA (250V / 50Hz)
Dielectric Strength	1.7kVDC between L-N 2.7kVDC between L/N-PE Test voltage (2sec)
Allowable Operation Temp.	-25°C to 100°C
Climatic Category	25/100/21 acc. to IEC 60068-1
Degree of Protection	IP 20 IEC 60529
Protection Class	Suitable for appliances with protection class I acc. to IEC 61140
Terminal	Bolts and nuts M4, Quick connect terminal for PE
Material: Housing	Metal

Line Filter	Standard and Industrial Version, IEC 60939, UL 1283, CSA C22.2 no. 8 Technical Details
MTBF	> 200'000h acc. to MIL-HB-217 F

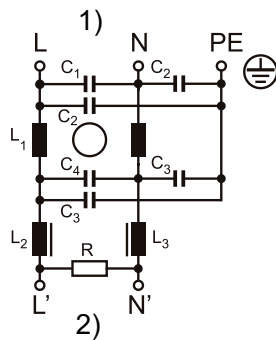
Dimension



- 1) Line
- 2) Load
- 3) Tightening torque 0.6-0.8 Nm, Screw 4mm²
- 4) Quick connect terminal 6.3x0.8mm

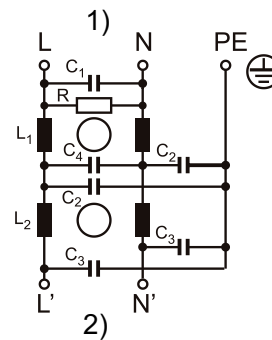
Diagrams

S1



- 1) Line
- 2) Load

S2

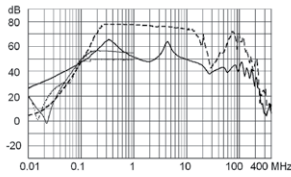


- 1) Line
- 2) Load

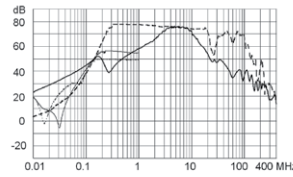
Attenuation Loss 0.1/100Ω differential mode 100/0.1Ω differential mode - - - - differential mode ____ common mode

Standard version

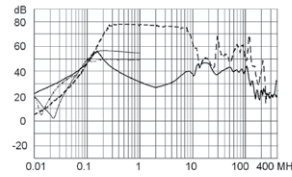
1 A (S1)



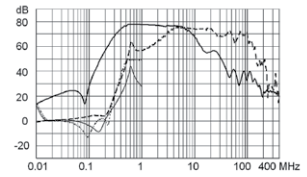
2 A (S1)



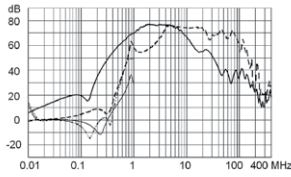
3 A (S1)



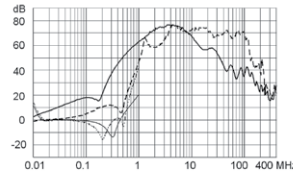
3 A (S2)



6 A (S2)

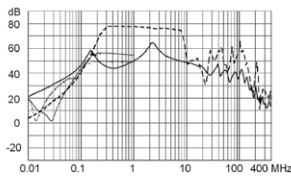


10 A (S2)

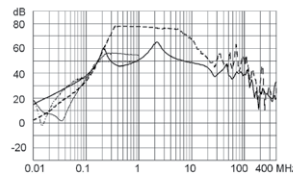


Industrial version

4 A (S1)



6 A (S1)



All Variants

Rated Current [A]	Filter-Type	Leakage Current [mA] ¹⁾	L [mH]	C1 (X2) [nF]	C2 (Y2) [nF]	C3 (Y2) [nF]	C4 (Y2) [nF]	R [MΩ]	Diagram	Weight [g]	Screw clamps [mm ²] ²⁾	Order Number
1	Standard Version	0.25	2 x 15	100	1.5	1	470	1	S1	340g	4	5500.2263
2	Standard Version	0.25	2 x 10	100	1.5	1	470	1	S1	375g	4	5500.2264
3	Standard Version	0.25	2 x 12	100	1.5	1	680	1	S1	415g	4	5500.2265
3	Standard Version	0.25	2 x 2	100	1.5	1	100	1	S2	355g	4	5500.2268
4	Industrial Version	1.5	2 x 10	100	10	4.7	680	1	S1	435g	4	5500.2266
6	Standard Version	0.25	2 x 0.8	100	1.5	1	100	1	S2	355g	4	5500.2269
6	Industrial Version	1.5	2 x 6	100	10	4.7	680	1	S1	485g	4	5500.2267
10	Standard Version	0.25	2 x 0.4	100	1.5	1	100	1	S2	370g	4	5500.2270

Most Popular.

Availability for all products can be searched real-time: <http://www.schurter.com/en/Stock-Check/Stock-Check-SCHURTER>

1) Leakage current acc. IEC60950 - 5.2.3 - Annex D (situation when neutral is interrupted)

2) Maximum conductor cross section (wire gauge) to be used; a comparative table for AWG and mm² values can be found in the general product information www.schurter.com/emc_info

Packaging unit

5 Pcs