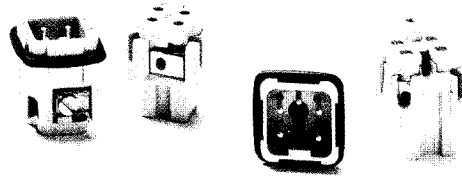










Number of contacts

3 + 

4 + 



Style	Ordering number		Description	Outline drawing dimensions in mm	
	Male insert	Female insert			
<b>Screw terminal</b>        				<b>Contact arrangement</b> view from termination side	
		41.10.03.00	HA.3.Sti.S	HA.3.Sti 	
			41.20.03.00	HA.3.Bu.S	HA.3.Bu 
		41.10.04.00	HA.4.Sti.S	HA.4.Sti 	
		41.20.04.00	HA.4.Bu.S	HA.4.Bu 	
				<b>Mounting example</b>  