

Coding of Hoods/Housings



Identification

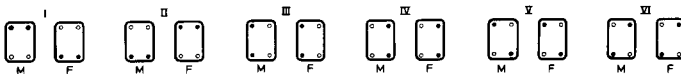
Part No.

Drawing

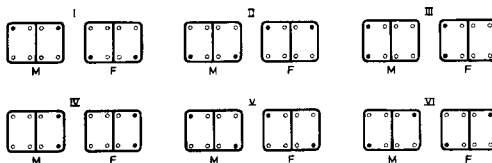
Dimensions in mm

Coding system with code pins

for hoods/housings with one insert/one frame



for hoods/housings with two inserts/two frames



● Code pins
○ Normal mounting screw
M – Male connector
F – Female connector

Standard

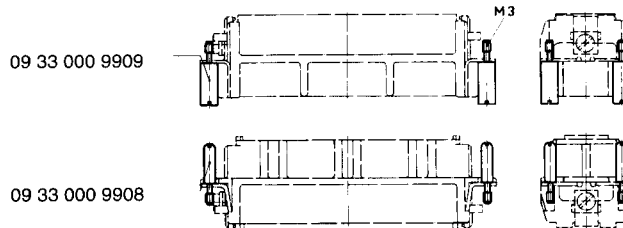
09 30 000 9901¹⁾

Han-Modular

09 14 000 9901¹⁾

Coding system with guide pins and bushes

This system is used to guard against angled coupling and decoupling of the connector. The maximum permitted angle according to DIN 43 652 is $\pm 5^\circ$ (longitudinally).



Guide pin

09 33 000 9908¹⁾

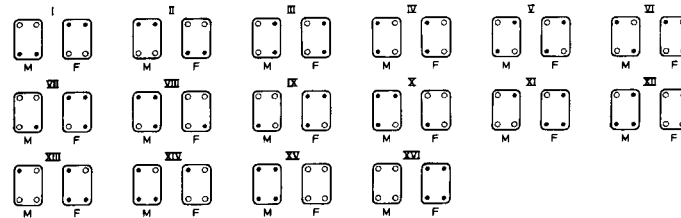
Standard

09 33 000 9908

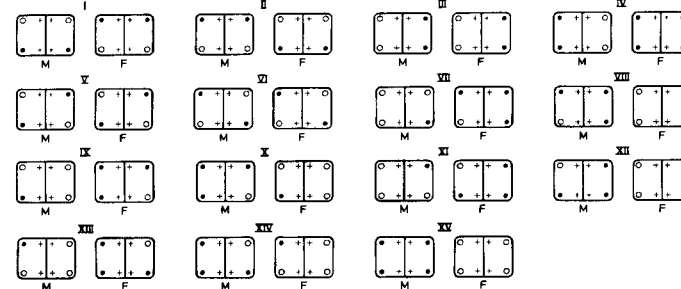
Han-Modular

09 14 000 9908¹⁾

for hoods/housings with one insert/one frame



for hoods/housings with two inserts/two frames



● Guide pin
○ Bush
+ Normal mounting screw
M – Male connector
F – Female connector

Bush

09 33 000 9909¹⁾

Standard

Han-Modular

09 14 000 9909¹⁾

Order 4 pieces for one connector