

MICRO SWITCH
a Honeywell Division

FED. MFG. CODE 91 929

SWITCH - BASIC

CATALOG LISTING

V7-5F17D8-000-3

CW-C5010

CATALOG LISTING
V7-5F17D8-000-3

REPLACES X97176-V7

RELEASE NO. PR-20709

CATALOG LISTING

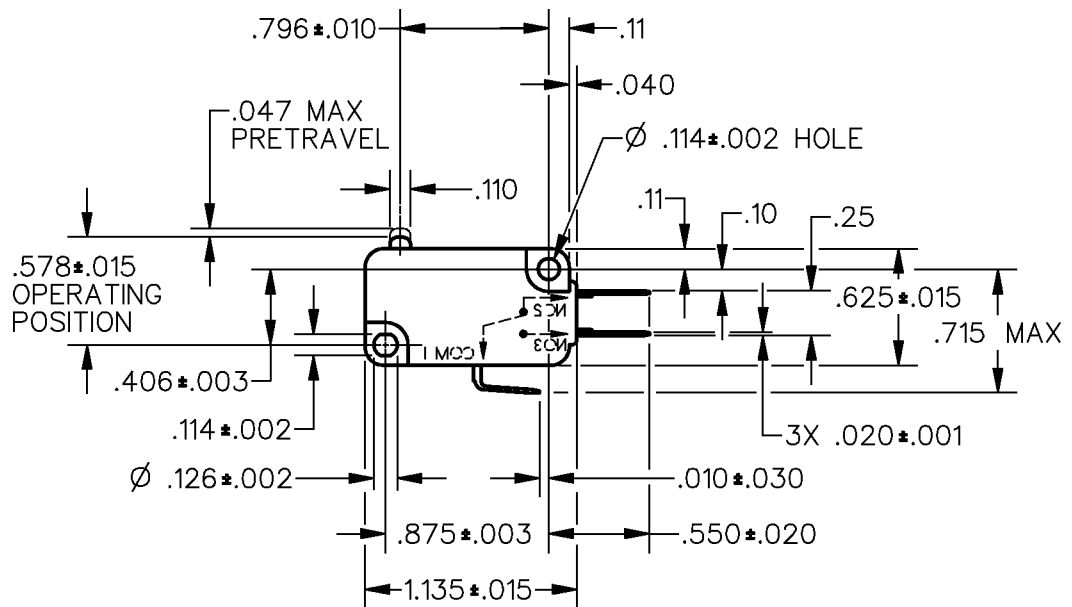
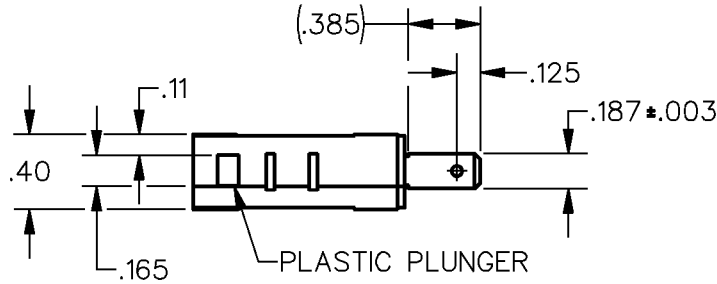
M

ISSUE
1

CHECK

REVISIONS

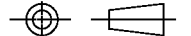
CHECK



ANSI Y14.5M-1982 APPLIES

THIS DRAWING COVERS A PROPRIETARY ITEM AND IS THE PROPERTY OF MICRO SWITCH, A DIVISION OF HONEYWELL. THIS DRAWING IS NOT TO BE COPIED OR USED WITHOUT THE APPROVAL OF MICRO SWITCH.

THIRD ANGLE PROJECTION



CHARACTERISTICS

OPERATING FORCE — — — 15 GRAMS MAX
DIFFERENTIAL TRAVEL — — — .001—.006
OVERTRAVEL — — — — .050 MIN
FREE POSITION — — — — .625 MAX
RELEASE TRAVEL — — — — .010 MIN

ELECTRICAL DATA

CONTACT ARRANGEMENT
S P D T

L163 3A 125, 250, 277 VAC
1/10HP 250 VAC

SCALE FULL

DO NOT
SCALE PRINT

UNLESS OTHERWISE SPECIFIED TOLERANCES ARE

ONE PLACE (.0) ± .030
TWO PLACE (.00) ± .015
THREE PLACE (.000) ± .005
ANGLES ±

WEIGHT



DDM/CAD
DRAWN
JWB
12 JUL 93

CHECK