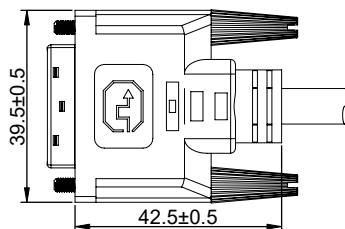
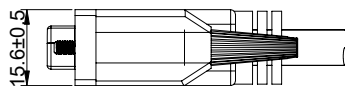
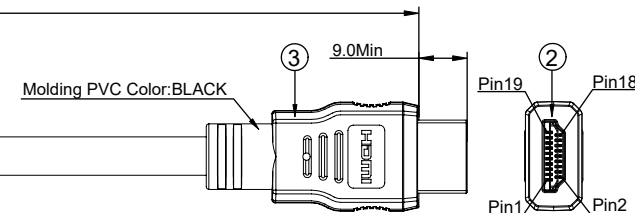
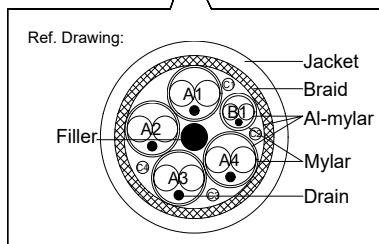


(CN.1)

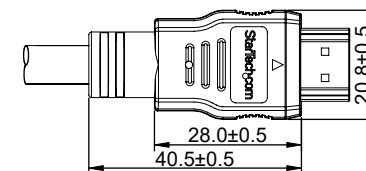
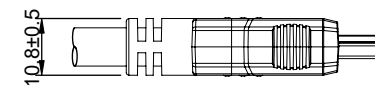


Length table:

Part NO.(F)	Length(L)
HDDVIMM3	914±30
HDMIDVIMM6	1830±50
HDMIDVIMM10	3048±70
HDMIDVIMM15	4570±70
HDDVIMM1M	1000±30
HDDVIMM2M	2000±50
HDDVIMM3M	3000±70
HDDVIMM5M	5000±70
HDDVIMM50CM	500±30
HDDVIMM150CM	1500±50



(CN.2)



(A). Wire Pin Assignment and Wire Description:

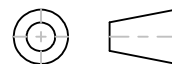
CN. 1	PAIR#	CN. 2	COLOUR	
2		1	WHITE	Transparent mylar
1		3	BLUE	
3	PAIR1	2	DRAIN	
10		4	WHITE	Red mylar
9		6	BLUE	
11	PAIR2	5	DRAIN	
18		7	WHITE	Orange mylar
17		9	BLUE	
19	PAIR3	8	DRAIN	
23		10	WHITE	Green mylar
24		12	BLUE	
22	PAIR4	11	DRAIN	
6	SIGNAL	15	BLUE	
7	SIGNAL	16	GREEN	
15	SIGNAL	17	PURPLE	
14	SIGNAL	18	RED	
16	SIGNAL	19	YELLOW	
SHELL		SHELL	BRAID	

(B). Electrical Testing :

- a. Open/Short: 100%. Testing Line-Process.
- b. HI-POT: 100V AC/0.1sec.
- c. Insulation Resistance: 10MΩ (MIN) 300V DC
- d. Conductive Resistance: 5Ω (MAX)<5M)
- 10Ω (MAX)(5M-15M)

⑤	DVI Thumb 4-40 UNC Screws	2PCS
④	DVI-D 18+1 Male Connector Black	1PCS
③	MOLDED Color: Black PVC	/
②	HDMI A MALE 19 PIN CONNECTOR. (GOLD PLATED CONTACTS, GOLD PLATED SHELL.)	1SET
①	HDMI CABLE: [(28AWG*2C+EAM)*4P+(30AWG*2C+EAM)+(30AWG*4C)]+AB, OD:7.3mm Braid:65% Jacket Color: Black PVC	/
ITEM	MATERIALS LIST & SPEC. DESCRIPTION	QTY

THIRD ANGLE PROJECTION



GENERAL NOTES

DIMENSIONS ARE IN MM - DO NOT SCALE
THIS DOCUMENT CONTAINS CONFIDENTIAL, PROPRIETARY INFORMATION THAT IS PROPERTY OF STARTECH.COM

StarTech.com

PRODUCT ID	HDDVIMMxM
DESCRIPTION	HDMI to DVI-D Cable - M/M
DO NOT SCALE	SHEET: 1 OF: 1
	UPLOAD DATE: 11/16/2021