

Protistor® size 14x51 gR

690VAC (IEC) / 700VAC (UL)

SEMICONDUCTOR PROTECTION FUSES

IEC HIGH-SPEED CYLINDRICAL FUSE-LINKS AC PROTECTION



These Protistor® size 14x51 have been designed to protect power semi conductors, complying with standard IEC 60269-1 and -4. They are extremely high interrupting rating fuses: 690VAC, with large band of ratings (current rating 1 to 63A).

Two models are existing: with or without trip-indicator.

TECHNICAL DATA OVERVIEW

Ampere Range (A)	1 ... 63 A
Size per Standard	14x51
Speed/Characteristic	gR
I.R. AC (IEC)	160 kA
I.R. AC (UL)	200 kA
I.R. DC (UL)	50 kA
Rated voltage AC (IEC)	690 V
Rated voltage AC (UL)	700 V
Rated voltage DC (UL)	500 V

FEATURES & BENEFITS

- IEC standard 60269-4 compliant
- UL 248-13 compliant
- gR class
- Clearing all overloads
- Improved safety and protection
- Enabling selective coordination among all
- Distribution circuit fuses
- With or without trip-indicator

STANDARDS

- IEC 60269-4
- UL Recognized
- UL 248-13
- CCC GB 1539.4
- RoHS compliant



Protistor® size 14x51 gR

690VAC (IEC) / 700VAC (UL)

PRODUCT RANGE

CP 14x51 gR with striker

Catalog number	Reference number	Rated voltage AC (IEC)	Rated current I _n	Pre-arcing I ² t	Clearing I ² t at Rated Voltage	Power dissipation at I _n	Weight	Package
FR14GR69V2T	D1017178	690 V	2 A	0.9 A ² s	1.8 A ² s	1.75 W	20 g	10
FR14GR69V4T	E1017179	690 V	4 A	6.7 A ² s	13 A ² s	2.9 W	20 g	10
FR14GR69V6T	F1017180	690 V	6 A	8 A ² s	35 A ² s	2 W	20 g	10
FR14GR69V8T	G1017181	690 V	8 A	4.3 A ² s	40 A ² s	2.25 W	20 g	10
FR14GR69V10T	H1017182	690 V	10 A	4.3 A ² s	45 A ² s	2.95 W	20 g	10
FR14GR69V12T	J1017183	690 V	12 A	5.4 A ² s	60 A ² s	4.1 W	20 g	10
FR14GR69V16T	K1017184	690 V	16 A	13.1 A ² s	125 A ² s	4.65 W	20 g	10
FR14GR69V20T	L1017185	690 V	20 A	26.8 A ² s	230 A ² s	4.8 W	20 g	10
FR14GR69V25T	M1017186	690 V	25 A	52.5 A ² s	385 A ² s	5.95 W	20 g	10
FR14GR69V32T	Q1017189	690 V	32 A	96.7 A ² s	700 A ² s	6.9 W	20 g	10
FR14GR69V40T	S1017191	690 V	40 A	210 A ² s	1050 A ² s	7.5 W	20 g	10
FR14GR69V50T	T1017192	690 V	50 A	387 A ² s	2250 A ² s	8.75 W	20 g	10
FR14GR69V63T	V1017193	690 V	63 A	617 A ² s	2900 A ² s	12.5 W	20 g	10



FR14GR69V63

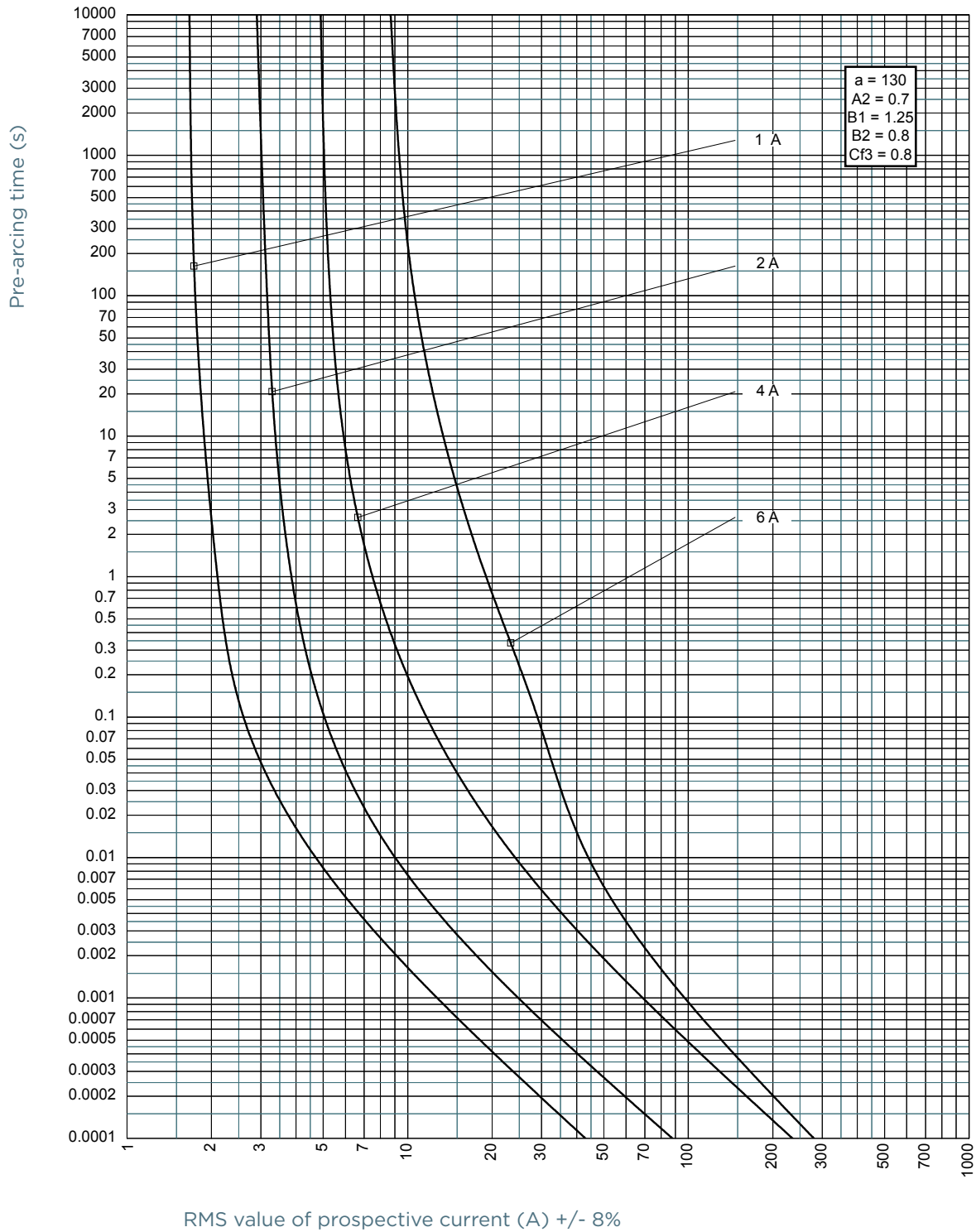
CP 14x51 gR without striker

Catalog number	Reference number	Rated voltage AC (IEC)	Rated current I _n	Pre-arcing I ² t	Clearing I ² t at Rated Voltage	Power dissipation at I _n	Weight	Package
FR14GR69V1	X1017195	690 V	1 A	0.2 A ² s	0.3 A ² s	1.15 W	20 g	10
FR14GR69V2	Y1017196	690 V	2 A	0.9 A ² s	1.8 A ² s	1.75 W	20 g	10
FR14GR69V4	Z1017197	690 V	4 A	6.7 A ² s	13 A ² s	2.9 W	20 g	10
FR14GR69V6	A1017198	690 V	6 A	8 A ² s	35 A ² s	2 W	20 g	10
FR14GR69V8	B1017199	690 V	8 A	4.3 A ² s	40 A ² s	2.25 W	20 g	10
FR14GR69V10	C1017200	690 V	10 A	4.3 A ² s	45 A ² s	2.95 W	20 g	10
FR14GR69V12	D1017201	690 V	12 A	5.4 A ² s	60 A ² s	4.1 W	20 g	10
FR14GR69V16	E1017202	690 V	16 A	13.1 A ² s	125 A ² s	4.65 W	20 g	10
FR14GR69V20	F1017203	690 V	20 A	26.8 A ² s	230 A ² s	4.8 W	20 g	10
FR14GR69V25	G1017204	690 V	25 A	52.5 A ² s	385 A ² s	5.95 W	20 g	10
FR14GR69V32	H1017205	690 V	32 A	96.7 A ² s	700 A ² s	6.9 W	20 g	10
FR14GR69V40	J1017206	690 V	40 A	210 A ² s	1050 A ² s	7.5 W	20 g	10
FR14GR69V50	K1017207	690 V	50 A	387 A ² s	2250 A ² s	8.75 W	20 g	10
FR14GR69V63	L1017208	690 V	63 A	617 A ² s	2900 A ² s	12.5 W	20 g	10

MERSEN reserves the right to change, update or correct, without notice, any information contained in this datasheet.

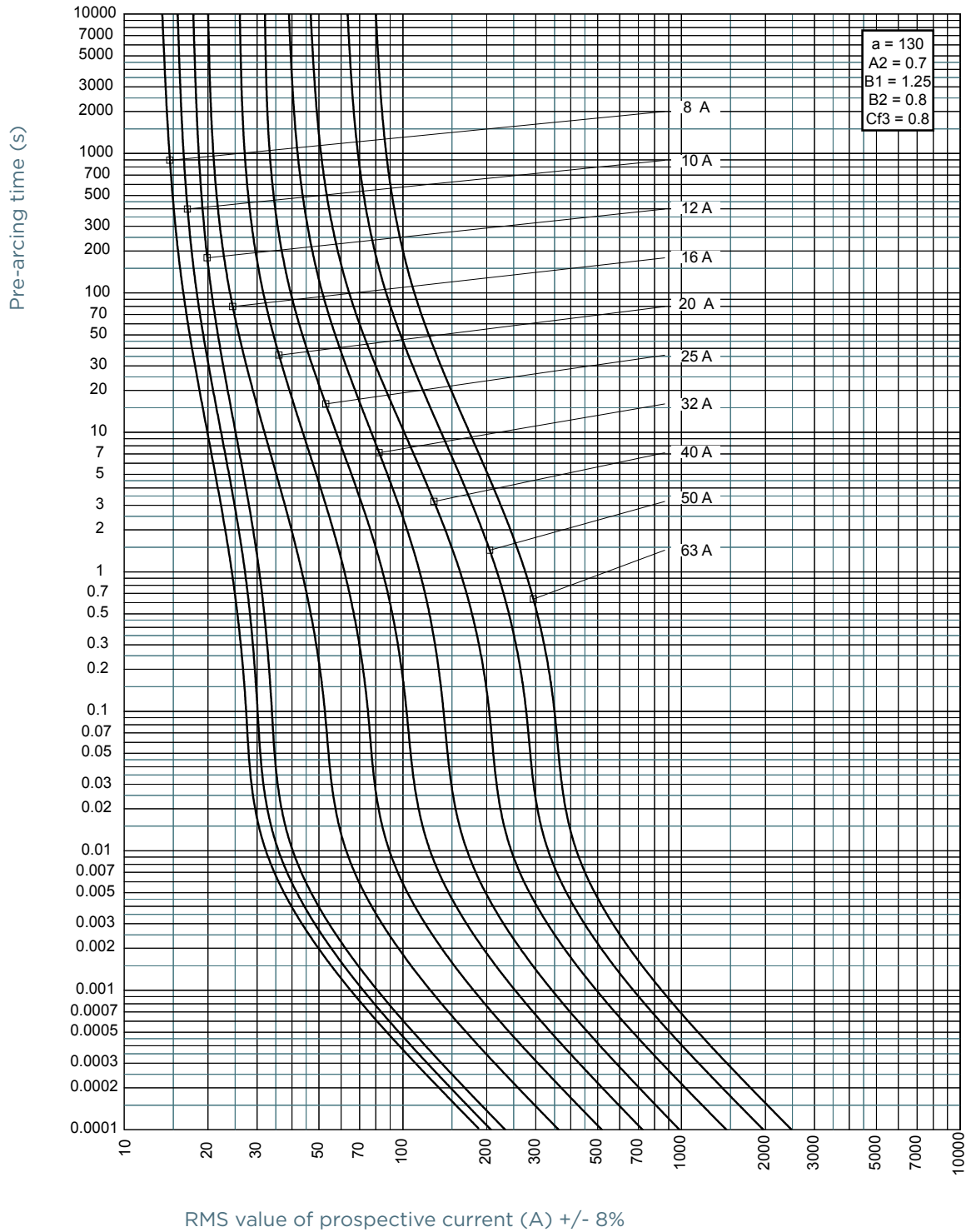
TIME CURRENT CHARACTERISTIC CURVES

Size 14x51 gR 1-6A



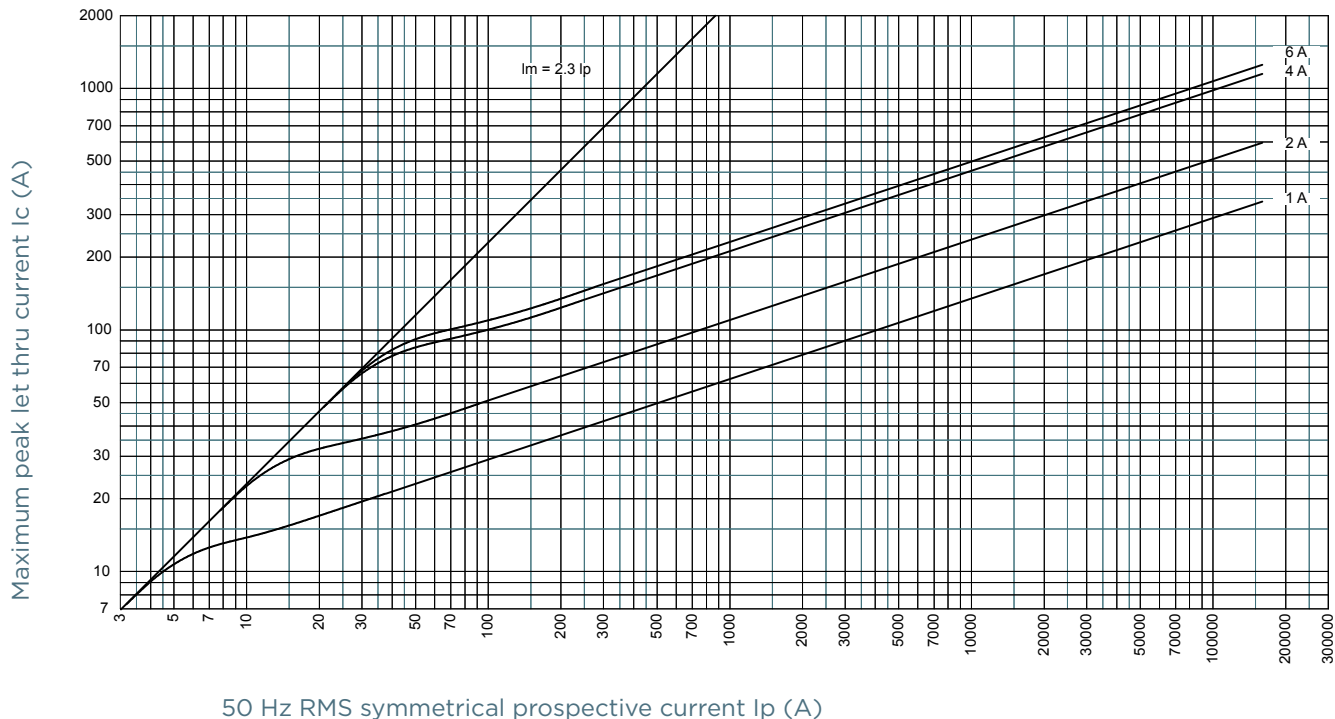
TIME CURRENT CHARACTERISTIC CURVES

Size 14x51 gR 8-63A

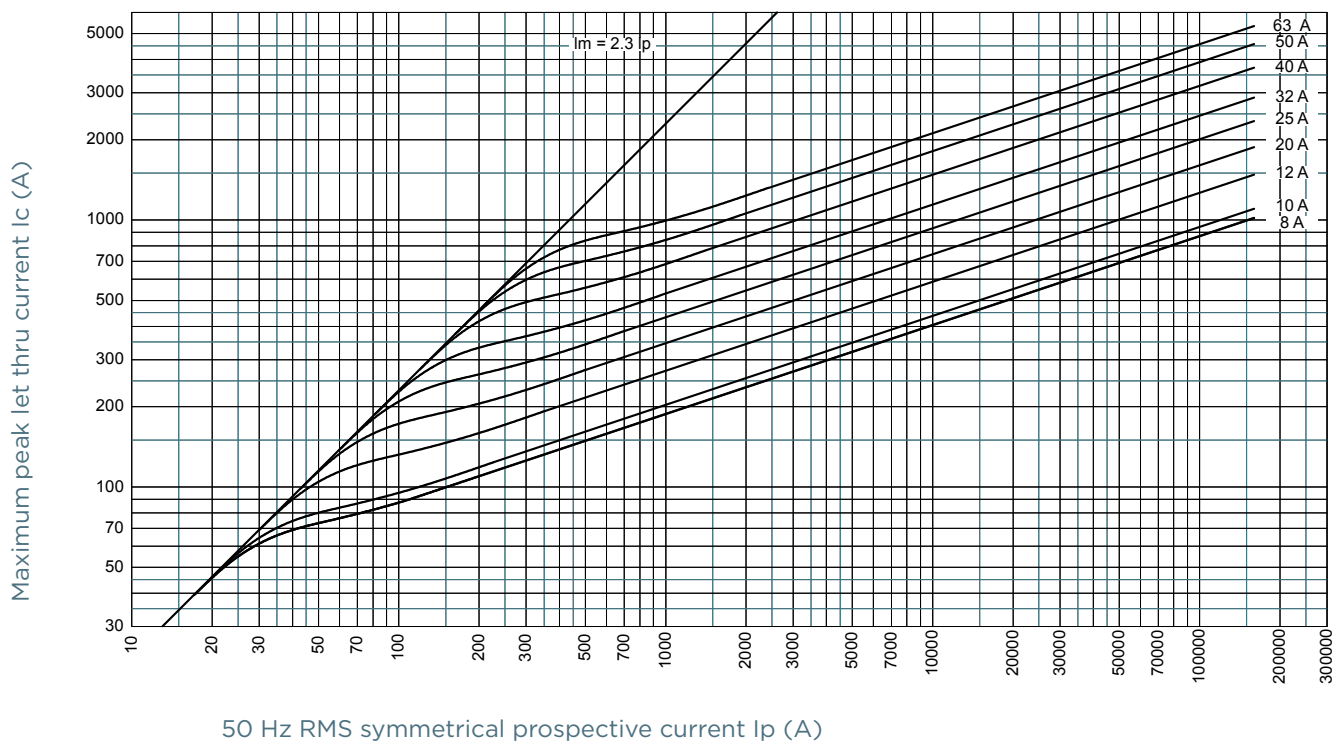


CUT-OFF CURRENT CHARACTERISTIC

Size 14x51 gR 1-6A



Size 14x51 gR 8-63A

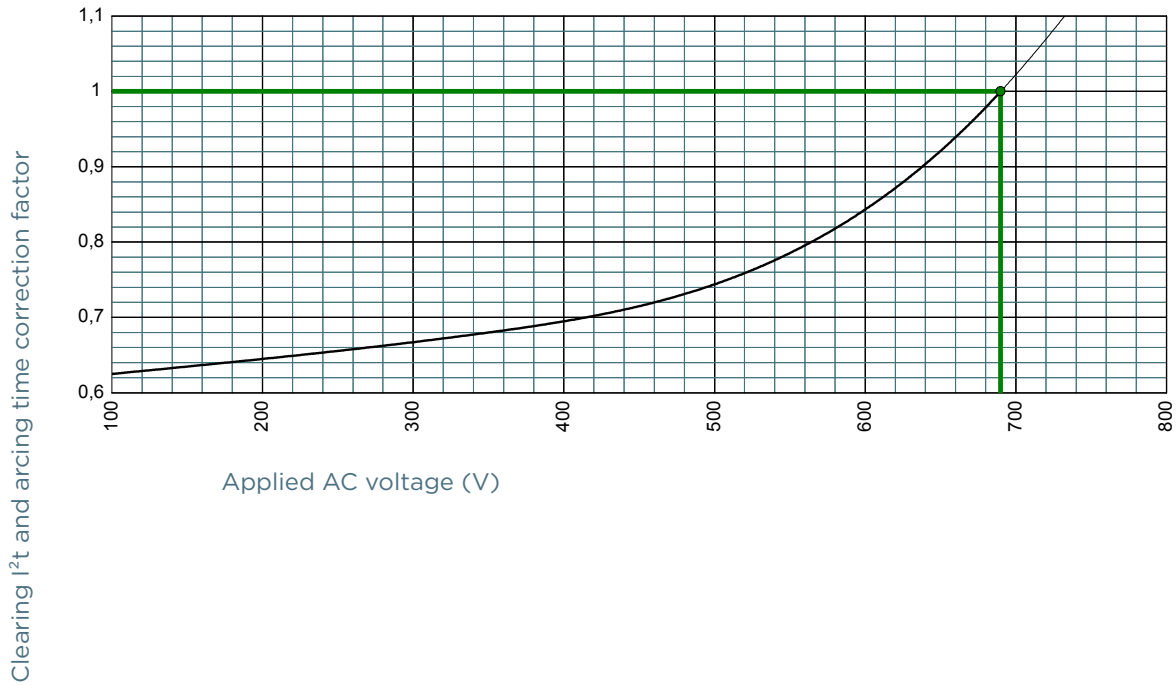


Protistor® size 14x51 gR

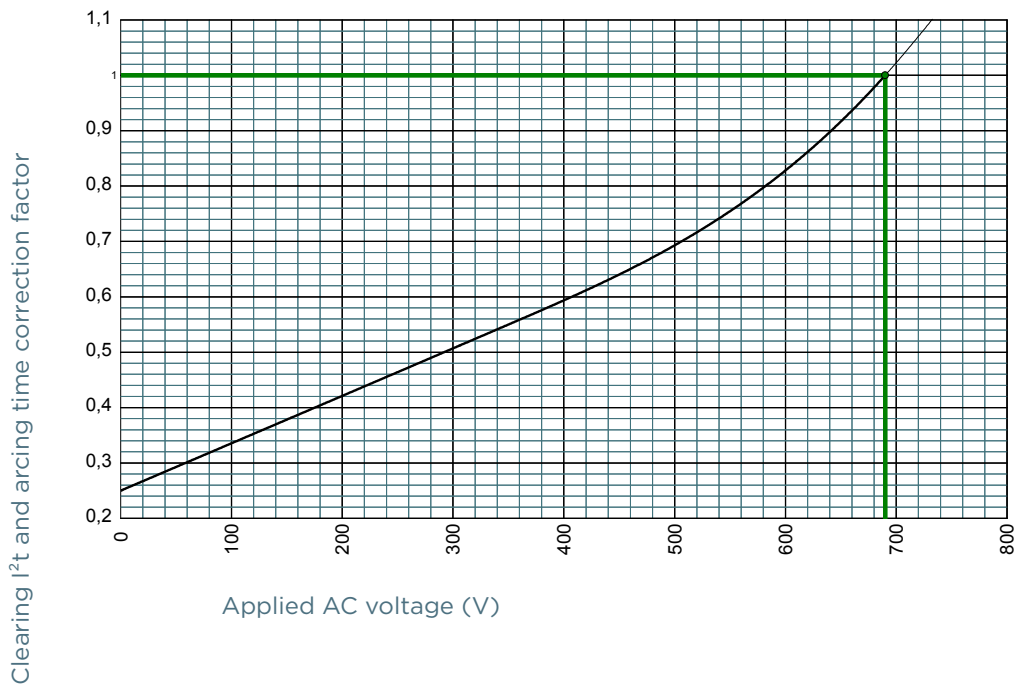
690VAC (IEC) / 700VAC (UL)

I²T MULTIPLIER COEFFICIENT

Size 14x51 gR 1-6A



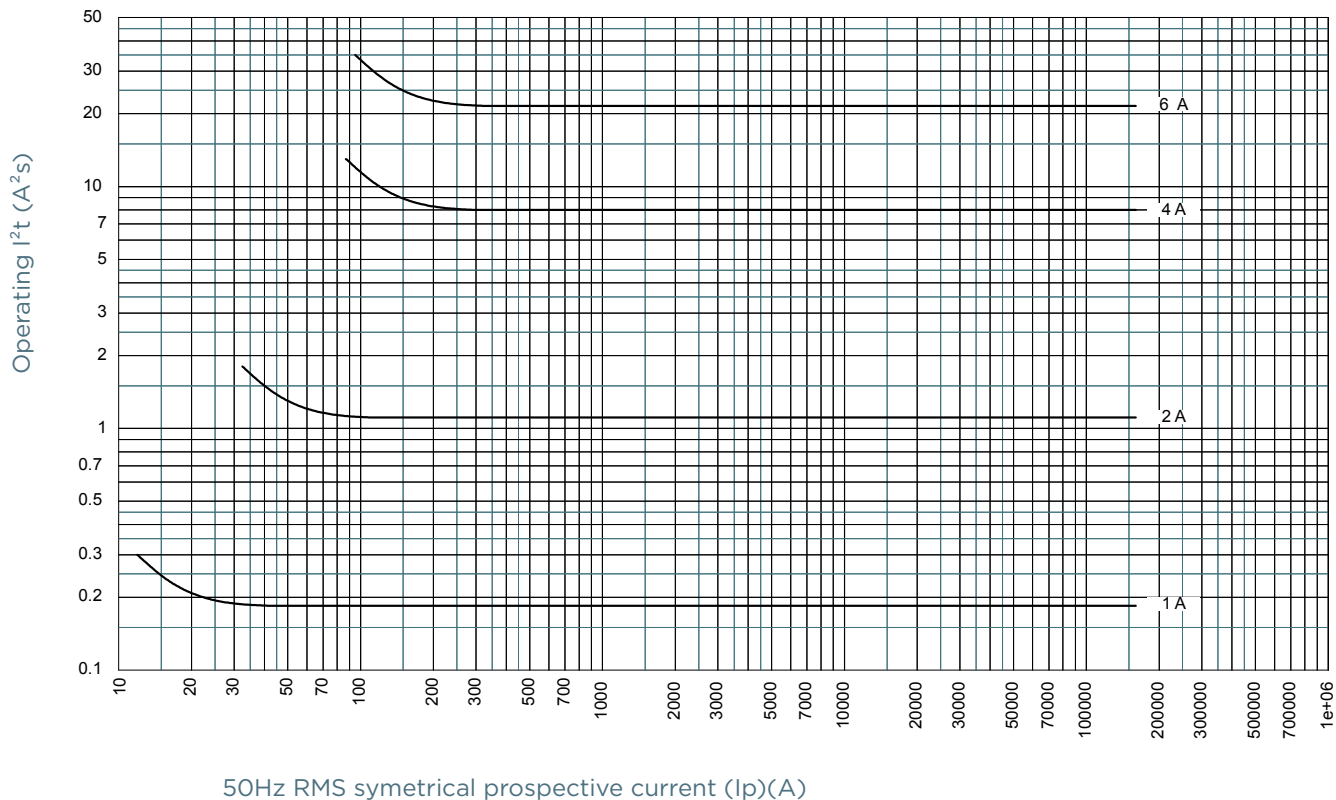
Size 14x51 gR 8-63A



MERSEN reserves the right to change, update or correct, without notice, any information contained in this datasheet.

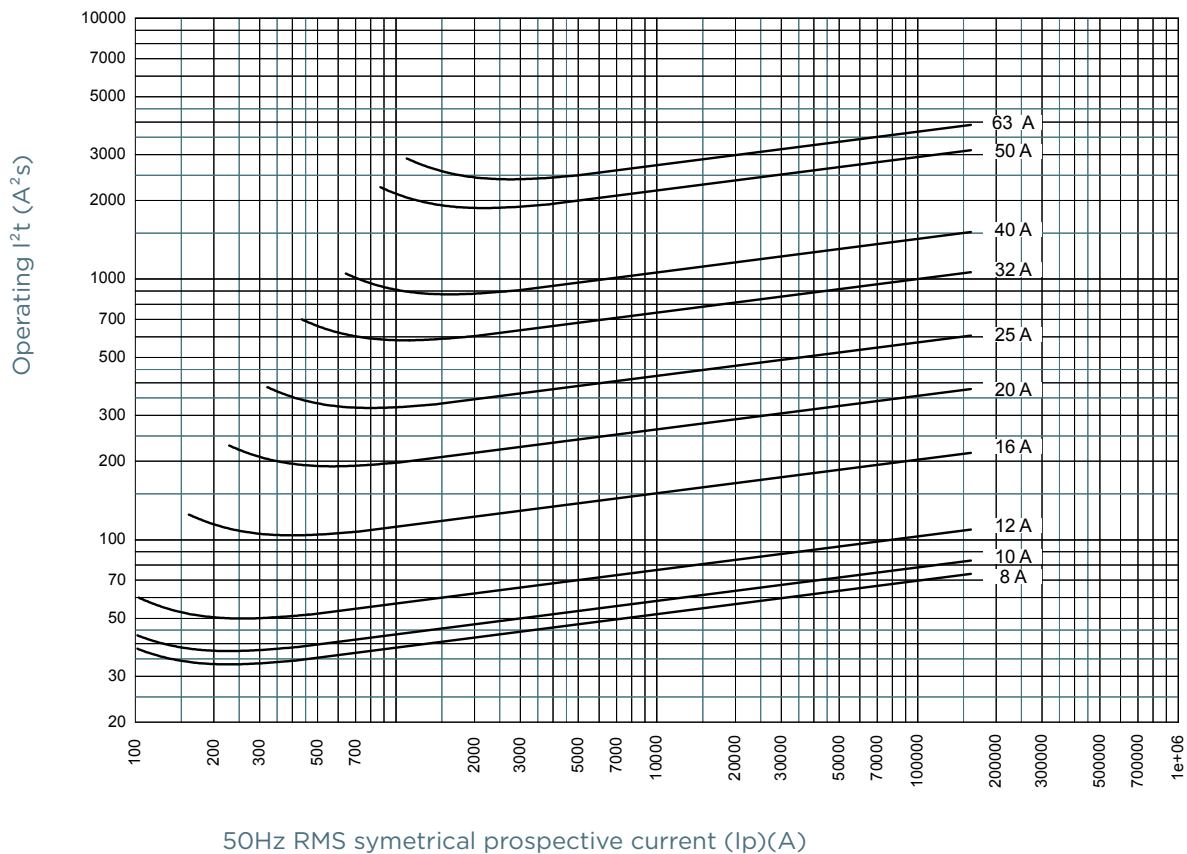
CHARACTERISTICS TOTAL I²T CURVE

Size 14x51 gR 1-6A



CHARACTERISTICS TOTAL I²T CURVE

Size 14x51 gR 8-63A

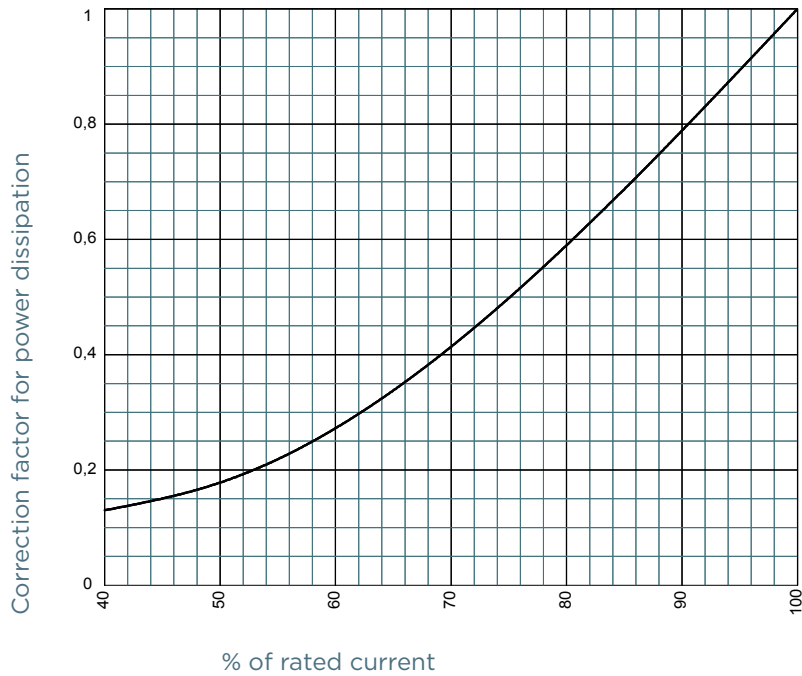


Protistor® size 14x51 gR

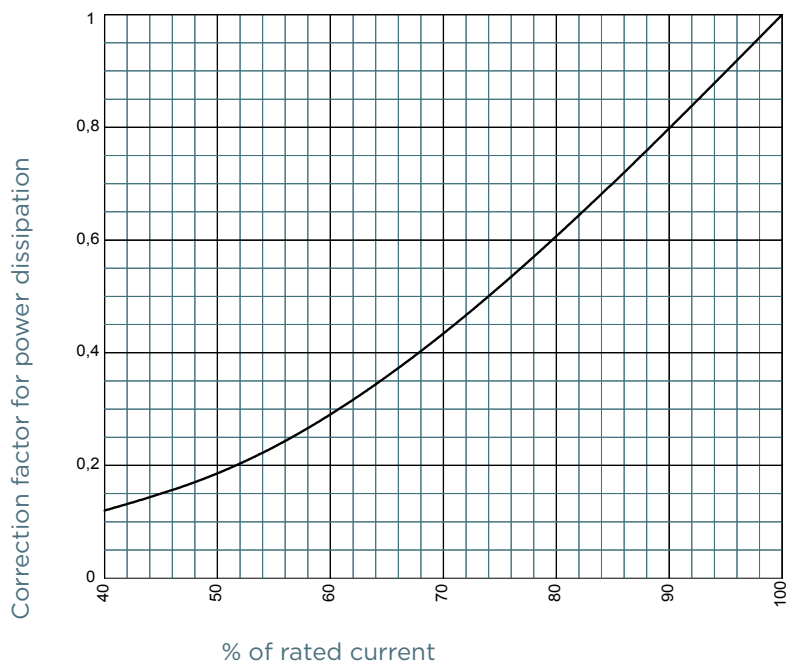
690VAC (IEC) / 700VAC (UL)

POWER DISSIPATION

Size 14x51 gR 1-6A



Size 14x51 gR 8-63A



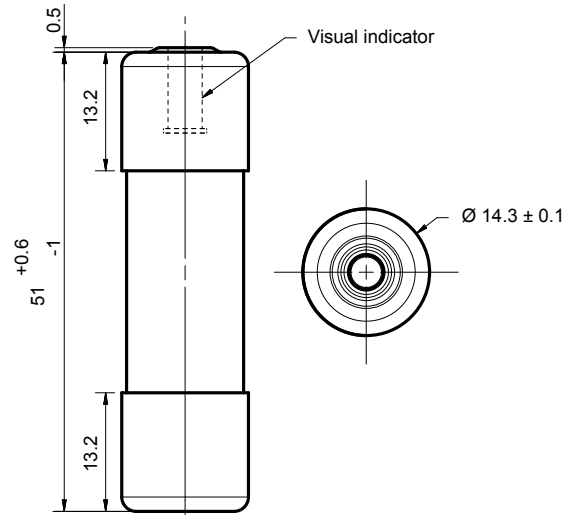
MERSEN reserves the right to change, update or correct, without notice, any information contained in this datasheet.

Protistor® size 14x51 gR

690VAC (IEC) / 700VAC (UL)

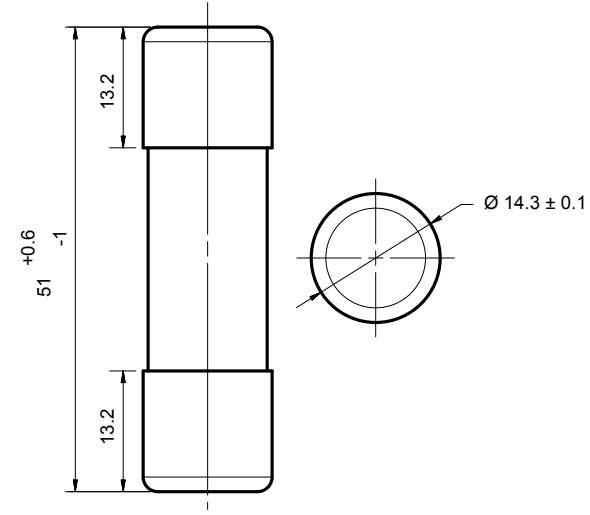
DIMENSIONS

CP 14x51 gR with striker (100211)



Dimensions in mm

CP 14x51 gR without striker (100212)



Dimensions in mm