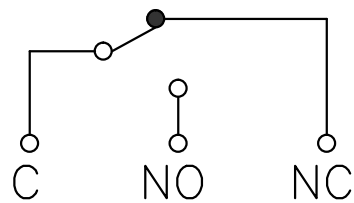
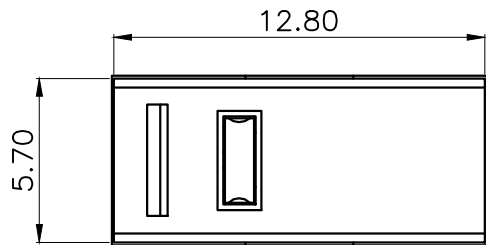
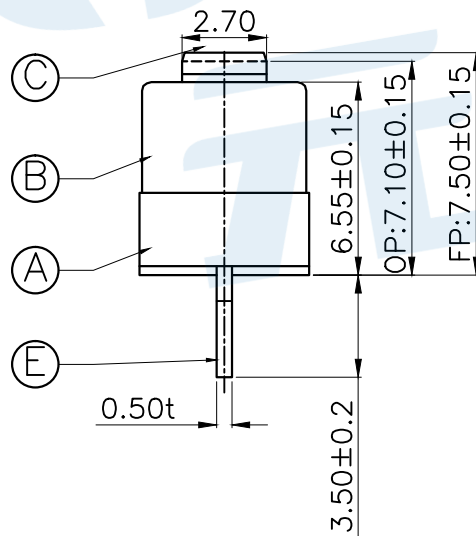
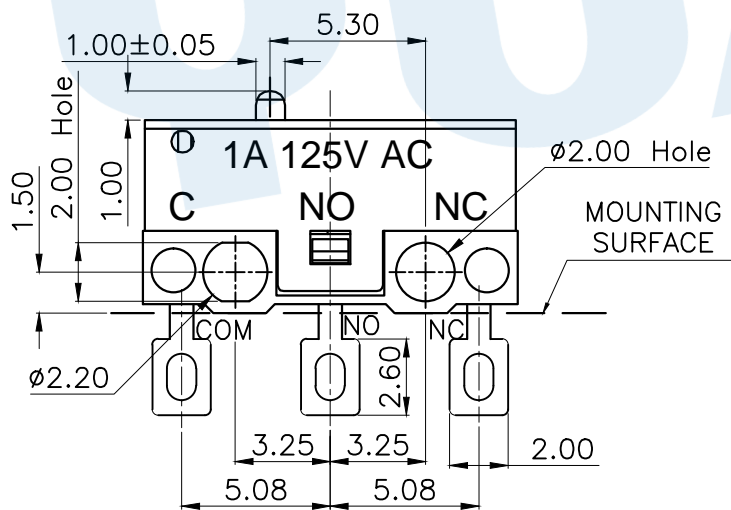


RoHS



Circuit Diagram



| | |
|-----------------|--|
| Operating force | |
| 80±15gf | |

| Contact material | |
|------------------|------------|
| CODE | MATERIAL |
| T | Copper dot |
| Y | Silver dot |

| Ⓕ | Contact | | 1 | Silver/copper dot | |
|-----|--------------|--------|-----|-------------------|---------|
| Ⓖ | Terminal | | 3 | Brass | Silver |
| Ⓓ | Contact reed | | 1 | Brass | |
| Ⓒ | Handle | | 1 | POM | White |
| Ⓑ | Cover | | 1 | PBT | Black |
| Ⓐ | Base | | 1 | PBT | Black |
| NO. | Name | Number | Qty | Material | Remarks |

YUANDI® Yuandi Electronics Co., Ltd

| | | | |
|----------|------|------|--------------|
| design | date | name | MICRO SWITCH |
| Review | date | name | TC-5610N-□ |
| Approved | date | name | |

Drawing number: Proportion 1:1 unit mm gage number A4

modify Review Approved Tolerance not specified