



CABLE TIES, TECHNICAL DATA SHEET

- 1. INTRODUCTION..... 1
- 2. STANDARD CABLE TIES..... 2
- 3. NON-STANDARD CABLE TIES..... 3
 - 3.1. Releasable Cable ties..... 3
 - 3.2. Heavy Duty Cable ties..... 3
 - 3.3. Screw mount Cable ties..... 4
 - 3.4. Identification Cable ties..... 4
- 4. CABLE TIE MOUNTS..... 5

1. INTRODUCTION

Cable Ties provide a strong, durable way to bundle and harness cable quickly and economically. They can be used on virtually any bundle configuration of cables, pipes or hoses.

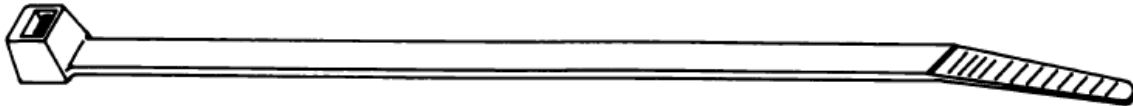


Figure 1, Standard Cable Tie

THIS IS A CLASS 1 DOCUMENT WHICH IS NONCONFIDENTIAL.

The information contained within this document is the property of TE Connectivity. It is supplied in confidence and the commercial security of the contents must be maintained. It must not be used for any purpose other than that for which it is supplied nor may any information contained in it be disclosed to unauthorised persons. It must not be reproduced in whole or in part without obtaining written permission from TE Connectivity (TE).

While TE has made every reasonable effort to ensure the accuracy of the information in this catalog, TE does not guarantee that it is error-free, nor does TE make any other representation, warranty or guarantee that the information is accurate, correct, reliable or current. TE reserves the right to make any adjustments to the information contained herein at any time without notice. TE expressly disclaims all implied warranties regarding the information contained herein, including, but not limited to, any implied warranties of merchantability or fitness for a particular purpose. The dimensions in this catalog are for reference purposes only and are subject to change without notice. Specifications are subject to change without notice. Consult TE for the latest dimensions and design specifications.

*Trademark. TE Connectivity, TE connectivity (logo), and TE (logo) are trademarks. Other logos, product and/or company names may be trademarks of their respective owners.



2. STANDARD CABLE TIES

Dimensions			Tensile Strength N	Maximum Bundle Ø mm (Inch)	Pack Size	Part Numbers	
Length mm (Inch)	Width mm (Inch)	Thickness mm (Inch)				Natural	Black
98 (3.86)	2.50 (0.098)	1.00 (0.039)	82	21.00 (0.82)	100	2-160967-1	2-160967-2
103 (4.07)	2.44 (0.096)	0.94 (0.037)	80	19.10 (0.75)	100	1-604771-9	1-604771-0
					1000	2-604771-9	2-604771-0
134 (5.27)	2.60 (0.102)	1.00 (0.039)	82	32.00 (1.26)	100	2-160968-1	2-160968-2
					1000	4-160968-1	2-160968-2
140 (5.51)	3.60 (0.141)	1.20 (0.047)	130	35.00 (1.37)	100	2-160971-1	2-160971-2
					1000	4-160971-1	4-160971-2
148 (5.83)	3.56 (0.140)	1.10 (0.043)	133	31.75 (1.25)	100	1-603227-9	1-603227-0
					1000	2-603227-9	2-603227-0
178 (7.00)	4.80 (0.189)	1.24 (0.049)	220	45.00 (1.77)	1000	4-160974-1	4-160974-2
200 (7.87)	2.60 (0.102)	1.00 (0.039)	82	52.00 (2.04)	100	N/A	2-160970-2
					1000	4-160970-1	4-160970-2
	3.60 (0.141)	1.20 (0.047)	130	50.00 (1.97)	100	2-160996-1	2-160996-2
					1000	4-160996-1	4-160996-2
5.00 (0.196)	1.30 (0.051)	220	50.00 (1.97)	100	2-160975-1	2-160975-2	
				1000	4-160975-1	4-160975-2	
202 (8.00)	2.54 (0.100)	1.14 (0.045)	80	50.80 (2.00)	100	1-608687-9	1-608687-0
					1000	2-608687-9	N/A
	4.60 (0.181)	1.19 (0.047)	222	44.50 (1.75)	100	1-604772-9	1-604772-0
					1000	2-604772-9	2-604772-0
240 (9.45)	7.80 (0.307)	1.60 (0.063)	550	63.00 (2.48)	100	N/A	2-160981-2
250 (9.84)	4.80 (0.189)	1.30 (0.051)	220	68.00 (2.67)	100	N/A	2-160976-2
290 (11.42)	3.60 (0.141)	1.30 (0.051)	130	80.00 (3.15)	100	N/A	2-160972-2
	4.80 (0.189)	1.30 (0.051)	220	79.00 (3.11)	100	2-160977-1	2-160977-2
300 (11.82)	4.65 (0.183)	1.30 (0.051)	222	76.20 (3.00)	100	1-604751-9	N/A
					1000	2-604751-9	2-604751-0
	7.80 (0.307)	1.80 (0.071)	550	80.00 (3.15)	100	2-160982-1	2-160982-2
360 (14.18)	4.80 (0.190)	1.54 (0.061)	220	103.00 (4.05)	100	2-160978-1	2-160978-2
365 (14.37)	7.80 (0.307)	1.80 (0.071)	550	100.00 (3.93)	100	2-160983-1	2-160983-2
392 (15.43)	4.67 (0.184)	1.40 (0.055)	222	101.60 (4.00)	100	1-604774-9	1-604774-0
					1000	2-604774-9	2-604774-0
430 (16.93)	4.80 (0.189)	1.30 (0.051)	220	115.00 (4.52)	100	2-160995-1	2-160995-2
460 (18.12)	7.80 (0.307)	1.80 (0.070)	550	130.00 (5.12)	100	N/A	2-160984-2
750 (29.53)	7.80 (0.307)	2.07 (0.081)	550	200.00 (7.87)	100	N/A	2-160986-2

For tolerance please consult Customer drawing, or your local TE Connectivity representative.



3. NON-STANDARD CABLE TIES

3.1. Releasable Cable ties

Dimensions			Tensile Strength N	Maximum Bundle Ø mm (Inch)	Pack Size	Part Numbers	
Length mm (Inch)	Width mm (Inch)	Thickness mm (Inch)				Natural	Black
202 (8.00)	2.54 (0.100)	1.14 (.045)	80	50.80 (2.00)	100	1-608687-9	1-608687-0
					1000	2-608687-9	N/A
164 (6.46)	4.72 (0.186)	1.17 (.046)	222	34.93 (1.38)	100	N/A	1-608692-0

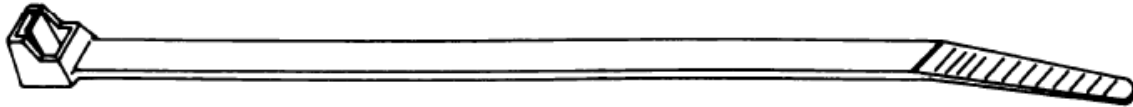


Figure 2, Releasable Cable Tie

3.2. Heavy Duty Cable ties

Dimensions			Tensile Strength N	Maximum Bundle Ø mm (Inch)	Pack Size	Part Numbers	
Length mm (Inch)	Width mm (Inch)	Thickness mm (Inch)				Natural	Black
226 (9.00)	7.59 (0.300)	1.6 (0.063)	534	50.80 (2.00)	50	N/A	4-603225-0
					500	3-603225-9	N/A
390 (15.36)	7.70 (0.303)	1.98 (0.078)	534	101.60 (4.00)	100	1-604773-9	1-604773-0
					500	N/A	3-604773-0

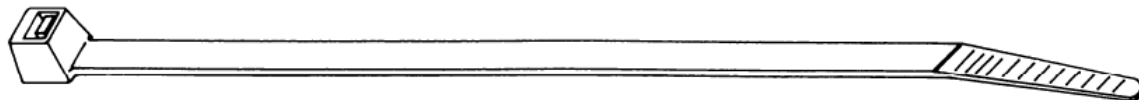


Figure 3, Heavy Duty Cable Tie



3.3. Screw mount Cable ties

Dimensions			Tensile Strength N	Maximum Bundle Ø mm (Inch)	Pack Size	Part Numbers	
Length mm (Inch)	Width mm (Inch)	Thickness mm (Inch)				Natural	Black
111 (4.36)	2.52 (0.100)	1.07 (0.042)	80	19.10 (0.75)	100	1-603231-9	N/A
150 (5.90)	3.60 (0.141)	1.17 (0.046)	130	32.00 (1.26)	100	2-100715-1	N/A
215 (8.48)	4.78 (0.188)	1.24 (0.049)	222	44.45 (1.75)	100	N/A	1-608694-0
408 (16.06)	4.75 (0.187)	1.4 (0.055)	222	101.60 (4.00)	100	1-608695-9	N/A




Figure 4, Screw Mount Cable Tie

3.4. Identification Cable ties

Dimensions			Tensile Strength N	Maximum Bundle Ø mm (Inch)	Pack Size	Part Numbers	
Length mm (Inch)	Width mm (Inch)	Thickness mm (Inch)				Natural	Black
110 (4.34)	2.46 (0.097)	0.94 (0.037)	80	19.10 (0.75)	100	1-603230-9	N/A
203 (8.00)	4.70 (0.185)	1.17 (0.460)	222	44.45 (1.75)	100	1-608702-9	N/A



Figure 5, Identification Cable Tie

All the above Cable ties are manufactured from Polyamide 6.6, with a working temperature range of -40°C to +85°C.



4. CABLE TIE MOUNTS

Length Mm (Inch)	Width Mm (Inch)	Fixing		Cable Tie Tensile Strength N	Pack Size	Cable Tie Capacity	Part Number
		Adhesive	Screw hole				
25.40 (1.00)	25.40 (1.00)	Adhesive backing	4.75 Ø x2	133.50	100	1	607847-1
28.70 (1.13)	28.70 (1.13)	Adhesive backing	#8 x 2	222.50	100	1	608803-1
9.65 (0.38)	15.24 (0.60)	None	#6 x1	222.50	100	2	608801-1
19.05 (0.75)	19.05 (0.75)	Adhesive backing	#4 x2	133.50	100	1	608802-1
19.10 (0.75)	12.70 (0.50)	None	4.2 Ø x1	222.50	100	1	1-350087-0

For best performance when using adhesive backed cable tie mounts, the application should be made to a smooth, clean, dry, and oil-free surface.



Figure 6, Cable Tie mount 607847-1




Figure 7, Cable Tie mount 608803-1 and 608802-1




Figure 8, Cable Tie mount 608801-1



Figure 9, Cable Tie mount 1-350087-0

*Note: The counter sunk screw required is not supplied for Cable Tie mount 1-350087-0. Cable ties shown in figures 6 to 9 are for demonstration purposes only and are not supplied with the mounts.