


Push Switch 2.5mm-travel Large-sized Horizontal Type

SPUN Series



Large horizontal type suitable for multiple circuits.



Features

- 6.5mm in lever height from the mounting surface of a PC board.
- Standard knobs are available.

Applications

- For switches in LCD TVs, sound devices, and audio mixers
- Secondary power source of TVs and plasma display panels

Typical Specifications

Items	Specifications	
	Standard	Medium current
Rating (max.)/(min.) (Resistive load)	0.1A 30V DC/50 μ A 3V DC	1A 25V DC
Contact resistance (Initial performance/After lifetime)	20m Ω max./40m Ω max.	
Operating forces	2-poles	2 \pm 1N
	4-poles	2.5 \pm 1N
Operating life	Without load	30,000 cycles
	With load	10,000 cycles (0.1A 30V DC) / 5,000 cycles (1A 25V DC)

Products Line

Changeover timing	Travel (mm)	Total travel (mm)	Rating	Mounting method	Poles	Operating	Terminal style	Minimum packing unit (pcs.)	Products No.
Non shorting	2.5	3.5	Standard	PC board	2	Latching	Straight	100	SPUN191400
							Snap-in		SPUN191600
						Momentary	Straight		SPUN190900
							Snap-in		SPUN191000
					4	Latching	Straight		SPUN194700
							Snap-in		SPUN194900
			2			Momentary	Straight		SPUN192600
							Snap-in		SPUN192800
			4		Latching	Straight	SPUN192200		
						Snap-in	SPUN19C400		
Medium-current	PC board	3.5	4	Latching	Straight	SPUN194700			
					Snap-in	SPUN194900			

Note

Additional switches not included in the above list are also available. Contact us for details.

For other specifications, see P.105
For knobs, see P.106

Push Switch

2.5mm-travel Large-sized Horizontal Type | SPUN Series

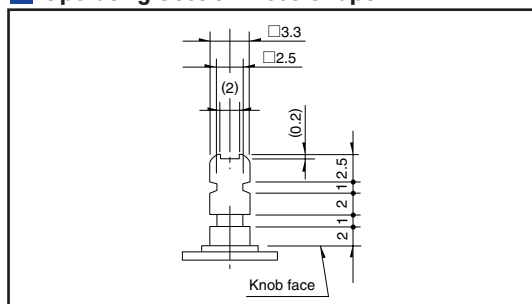
Dimensions

Unit:mm

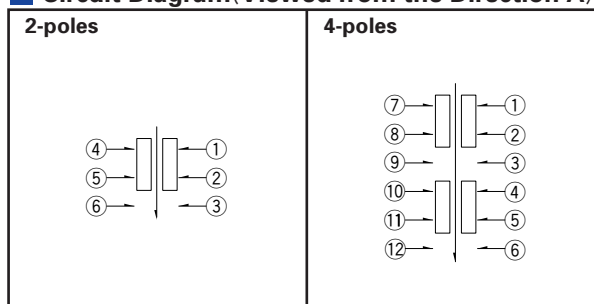
	Style	PC board mounting hole dimensions (Viewed from the Direction A)	
<p>Detector</p> <p>Push</p> <p>Slide</p> <p>Rotary</p> <p>Encoders</p> <p>Power</p> <p>Dual-in-line Package Type</p> <p>Multi Control Devices</p> <p>TACT Switch™</p> <p>Custom-Products</p>		<p>Straight terminal</p>	<p>Snap-in terminal</p> <p>Thickness of PC board t=1.6mm</p>

Operating Section Nose Shape

Unit:mm



Circuit Diagram (Viewed from the Direction A)



Horizontal Type

Vertical Type

Products Specifications

Series		SPEE	SPPJ6	SPPJ2	SPPJ3	SPUJ SPUP	SPUN	SPUN (medium current)	SPPH2	SPPH4	SPPH1	SPEA	SPEC	SPED2	SPED3	SPED4	SPED5	
Operating temperature range		-10°C to +60°C											-40°C to +85°C					
Rating (max.) (Resistive load)		5V 20mA	0.2A 12V DC	0.2A 30V DC		0.1A 30V DC		1A 25V DC	0.1A 12V DC	0.1A 30V DC				1A 14.5V DC				
Electrical performance	Initial contact resistance	※	20mΩ max.						30mΩ max.	100mΩ max.	20mΩ max.	30mΩ max.		100mΩ max.				
	Insulation resistance	10mΩ min 100V DC	100MΩ min. 500V DC															
	Voltage proof	100V AC for 1min	500V AC for 1 min.											100V AC for 1 min.				
Mechanical performance	Robustness of terminal	—	5N for 1 min.							3N for 1 min.		—						
	Robustness of actuator	Operating direction	50N	30N	50N		30N		50N									
		Pulling direction	—			50N		—	10N	—	50N		—					
	Vibration		10 to 55 to 10Hz/min., the amplitude is 1.5mm for all the frequencies, in the 3 direction of X, Y and Z for 2 hours respectively															
	Resistance to soldering heat	Manual soldering	—	350±10°C 3 ⁺¹ ₀ s		300±10°C 3 ⁺¹ ₀ s	350±10°C 3 ⁺¹ ₀ s		350°C max. 3s max.	350±10°C 3 ⁺¹ ₀ s			350±10°C 3±0.5s	—	350±10°C 3±0.5s	—		
		Dip soldering	—	260±5°C 5±1s	260±5°C 10±1s	260±5°C 5±1s	260±5°C 10±1s	260±5°C 5±1s	260±5°C 10±1s	260±5°C 5±1s	260±5°C 10±1s	260±5°C 5s max.	260±5°C 10±1s	—	260±5°C 10±1s	—		
Reflow		260°C max 10s max	—															
Durability	Operating life without load	100,000 cycles	10,000 cycles 40mΩ max.			30,000 cycles 40mΩ max.	10,000 cycles 40mΩ max.	10,000 cycles 50mΩ max.	10,000 cycles 100mΩ max.	10,000 cycles 40mΩ max.	10,000 cycles 50mΩ max.	10,000 cycles 100mΩ max.	10,000 cycles 50mΩ max.	30,000 cycles 100Ω max.				
	Operating life with load Load : As rating	100,000 cycles	10,000 cycles 40mΩ max.				5,000 cycles 40mΩ max.	10,000 cycles 50mΩ max.	10,000 cycles 100mΩ max.	10,000 cycles 40mΩ max.	10,000 cycles 50mΩ max.		30,000 cycles 100mΩ max.					
Environmental performance	Cold	-40±2°C for 96h	-20±2°C for 96h											-40±2°C for 96h				
	Dry heat	85±2°C for 96h																
	Damp heat	40±2°C, 90 to 95%RH for 96h																

- Detector
- Push**
- Slide
- Rotary
- Encoders
- Power
- Dual-in-line
Package Type
- Multi Control
Devices
- TACT Switch™
- Custom-
Products
- Horizontal
Type
- Vertical
Type

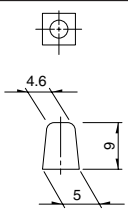
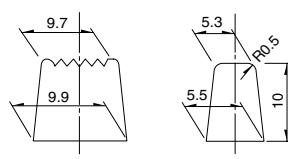
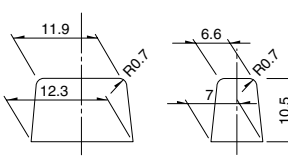
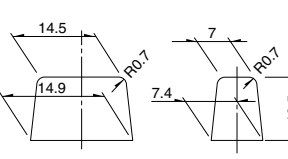
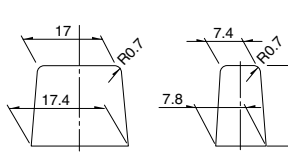
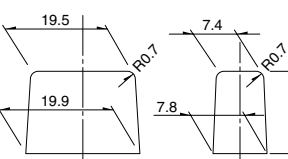
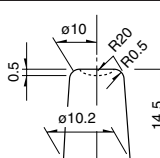
Note

1V or less, at the present rating of 1mA, 5V DC for output voltage.

Attached Parts

Specify the Desired Knob.

Unit:mm

Knob outline drawing	Variety		Series
	Color	Model	
	<p>Black Red White</p>	<p>UJ206022 UJ206020 UJ206026</p>	<p>SPPJ3 SPUJ</p>
<p>Key pitch 10mm</p> 		<p>4093-1 4093-2 4093-3</p>	<p>SPPJ2 SPUP SPUN SPEC</p>
<p>Key pitch 12.5mm</p> 		<p>UE201011 UE201012 UE201013</p>	
<p>Key pitch 15mm</p> 		<p>UE202011 UE202012 UE202013</p>	
<p>Key pitch 17.5mm</p> 		<p>UE203011 UE203012 UE203013</p>	
<p>Key pitch 20mm</p> 		<p>UE204011 UE204012 UE204013</p>	
<p>Round knob</p> 		<p>UE200011 UE200012 UE200013</p>	

Note

When mounting the switch, it is recommended to secure the knob with an adhesive agent.

