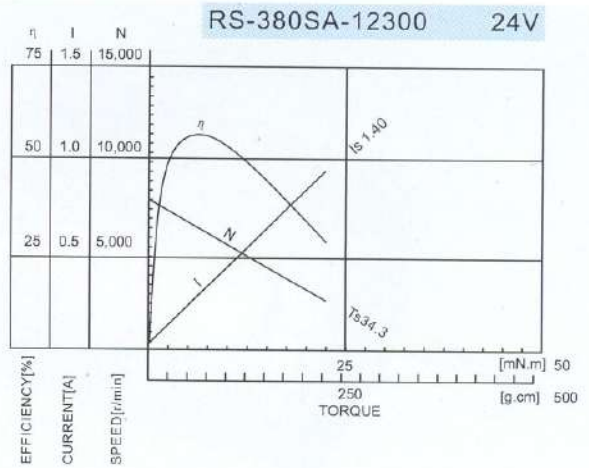


WEIGHT:62g(APPROX)



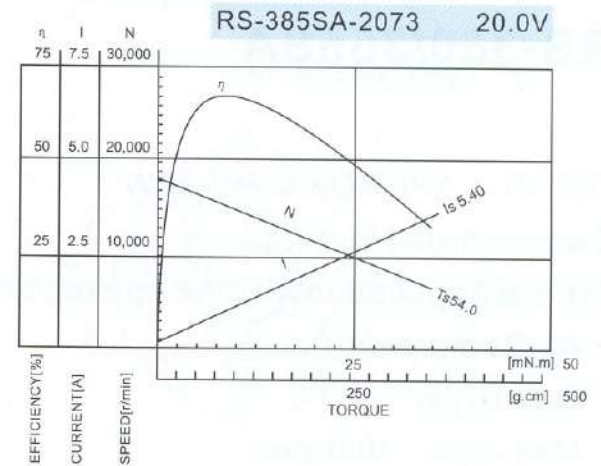
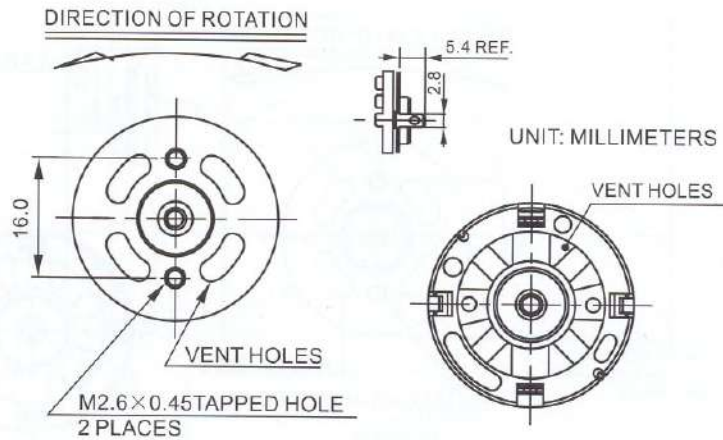
RS-380/385SA

OUTPUT: APPROX 0.9W-40W

Carbon-brush Motors

Typical Applications/Home Appliances:

- Hair Dryer



MODEL	VOLTAGE		NO LOAD		AT MAXIMUM EFFICIENCY				STARTING			
	OPERATING RANGE	NOMINAL	SPEED	CURRENT	SPEED	CURRENT	TORQUE		OUTPUT	TORQUE		CURRENT
			r/min	A	r/min	A	mN.m	g.cm	W	mN.m	g.cm	A
RS-380SA-12300	12~30	24V	8000	0.070	6540	0.31	6.27	63.9	4.29	34.3	350	1.40
RS-385SA-2073	9~24	20V	18300	0.21	15290	1.06	8.89	90.7	14.2	54.0	550	5.40