


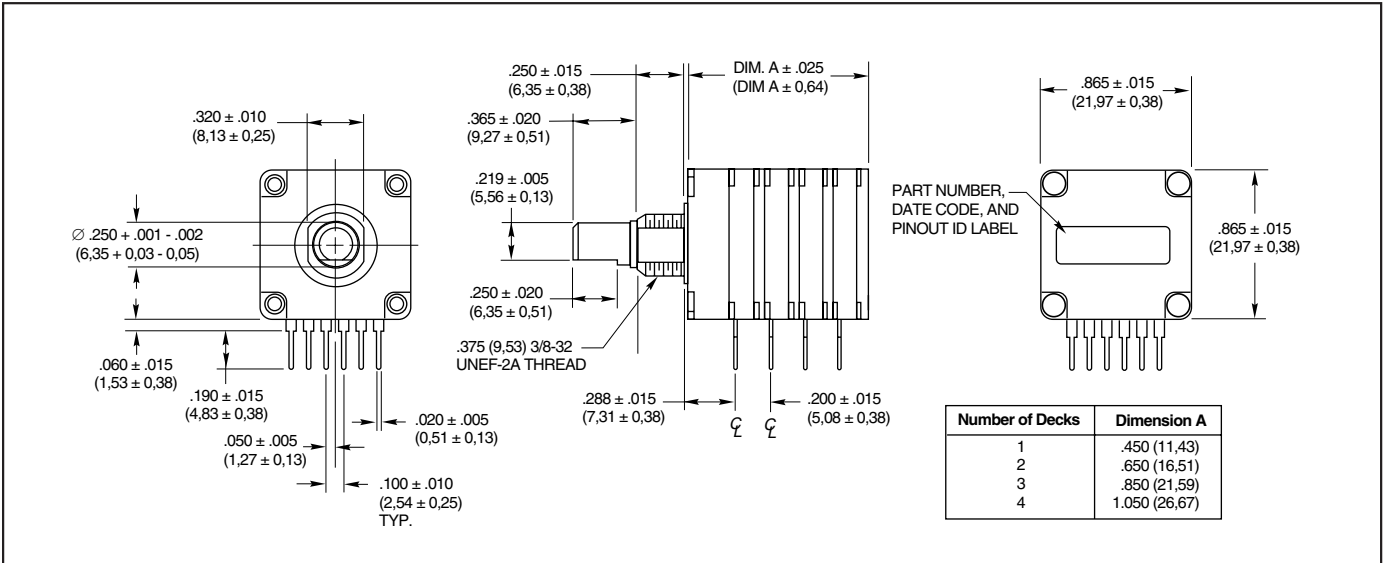
SERIES 25
Multi-Deck

FEATURES

- Multiple Code and Indexing Choices
- Reliability Tested to Listed Specifications
- Less than 1.0" Square
- Termination Choices
- Panel and Shaft Seal Option
- Manufactured to ISO 9001 and Military Standards
- Custom Configurations Available



DIMENSIONS In inches (and millimeters)



Optical and Mechanical Encoders

SPECIFICATIONS

Electrical Ratings

Switching Loads: 150 mA at 120 Vac, resistive; 150 mA at 28 Vdc, resistive

Current Carrying Capacity: 250 mA at 28 Vdc, resistive

Contact Resistance: 75 mΩ maximum after life

Insulation Resistance: 1000 mΩ minimum between terminals and shaft

Voltage Breakdown: 1000 Vac minimum between terminals and shaft

Life Expectancy: 50,000 cycles at rated loads

Contacts: Shorting

Mechanical Ratings

Stop Strength: 10 in-lbs minimum

Rotational Torque: 4-20 in-oz, dependent on the number of decks

Operating Temperature Range: -65°C to +85°C

Non-Turn Device: Flatted mounting bushing, .375" dia. x .320"

Package Size: .865" square

Termination: PC terminals, .100" on center. Decks are .200" apart.

Materials and Finishes

Bushing: Die cast zinc alloy, tin-zinc plated

Mounting Hardware: plated brass

Decks, Deck Separators, End Plate: Thermoplastic

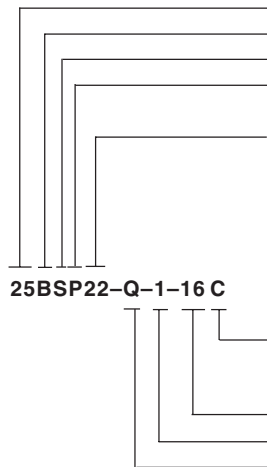
Contacts and Terminals: Gold, silver, nickel-plated beryllium copper

Shaft, Stop Blades: Stainless Steel

Detent Balls: Steel, nickel-plated

Rivets: Brass, zinc-plated

ORDERING INFORMATION



Series 25: Multi-deck

Shaft size: B = 1/4" diameter shaft

Sealed or non-sealed: S = Shaft and panel seal; No letter = no seal

Terminal structure: P = PC, perpendicular to shaft; R = PC, rear facing (one deck only); F = PC, front facing (one deck only).

Angle of throw (determines the maximum number of positions):

10 = 10°, 36 positions; 11 = 11.25°, 32 positions; 12 = 12°, 30 positions;

15 = 15°, 24 positions; 18 = 18°, 20 positions; 22 = 22.5°, 16 positions;

30 = 30°, 12 positions; 45 = 45°, 8 positions; 60 = 60°, 6 positions;

90 = 90°, 4 positions.

Stop arrangement: For switches with maximum positions, add C for continuous rotation; add F for stop between first and last. No notation required for less than maximum positions.

Number of positions: Maximum is dependent on the angle of throw. Minimum is two.

Number of decks: One through four possible.

Code output:

B = Binary available in 22.5°

Q = Quadrature

G = Gray available in 22.5°

Specials include 1/8" diameter shaft, custom angles of throw for binary, binary complement and gray code outputs. Contact Grayhill Sales for availability.

Control knobs available, see page I-57.

Available from your local Grayhill Distributor. For prices and discounts, contact a local Sales Office, an authorized local Distributor or Grayhill.

Mouser Electronics

Authorized Distributor

Click to View Pricing, Inventory, Delivery & Lifecycle Information:

Grayhill:

[25BSR22-G-1-16F](#) [25BR22-B-1-16F](#) [25BSP22-B-1-10](#) [25BSR22-Q-1-16F](#) [25BSR11-Q-1-16](#) [25BSP30-Q-2-12C](#)
[25BR11-Q-1-32F](#) [25BSR11-Q-1-32F](#) [25BSP22-B-3-16C](#) [25BP22-Q-2-16F](#) [25BSP18-Q-2-20F](#) [25BSP30-Q-4-12C](#)
[25BP15-Q-1-24C](#) [25BSP22-G-4-16C](#) [25BR15-Q-1-24C](#) [25BSF15-Q-1-24C](#) [25BF22-B-1-16F](#) [25BSP22-Q-1-16F](#)
[25BP30-Q-1-12F](#) [25BSR22-B-1-13](#) [25BR22-G-1-16C](#) [25BP15-Q-1-24F](#) [25BSR22-Q-1-16C](#) [25BP18-Q-1-20F](#)
[25BP22-G-1-16F](#) [25BP11-Q-1-32F](#) [25BF22-Q-1-16C](#) [25BSP22-B-2-16C](#) [25BP22-Q-1-16C](#) [25BSP11-Q-1-32F](#)
[25BP18-Q-4-20C](#) [25BSF22-B-1-16F](#) [25BP22-B-1-16C](#) [25BSF22-Q-1-16F](#) [25BP22-B-2-16F](#) [25BP12-Q-1-30C](#)
[25BSR15-Q-1-24C](#) [25BSP10-Q-2-36C](#) [25BP22-G-2-16F](#) [25BSR22-B-1-16F](#) [25BSR11-Q-1-32C](#) [25BSP22-G-1-16F](#)
[25BSP10-Q-1-36C](#) [25BP22-B-2-16C](#) [25BP11-Q-1-32C](#) [25BP22-Q-2-16C](#) [25BSP22-G-2-10](#) [25BSP22-G-1-15](#)
[25BSP22-B-1-16F](#) [25BSP15-Q-1-24C](#) [25BSP22-Q-1-16C](#) [25BR22-Q-1-16C](#) [25BSR22-G-1-16C](#) [25BP18-Q-1-20C](#)
[25BSR10-Q-1-36C](#) [25BSP22-G-1-10](#) [25BSR30-Q-1-12C](#) [25BSF22-B-1-16C](#) [25BSR22-B-1-16C](#) [25BSP22-G-1-16C](#)
[25BP30-Q-2-12F](#) [25BSP30-Q-1-12C](#) [25BP11-Q-2-32F](#) [25BP22-B-1-16F](#) [25BP15-Q-2-24F](#) [25BP22-G-1-16C](#)
[25BSP11-Q-1-32C](#) [25BSR22-B-1-10](#) [25BSP22-B-1-16C](#) [25BSP22-B-2-16F](#) [25BP22-Q-1-16F](#) [25BSP22-G-4-16F](#)
[25BR10-Q-1-36C](#) [25BR22-B-1-16C](#) [25BP22-Q-3-16F](#) [25BSP22-B-1-12](#) [25BSR12-Q-1-10](#) [25BSR22-G-1-13](#)
[25BSR10-Q-1-10](#) [25BSP22-G-1-11](#) [25BSR22-G-1-11](#) [25BSP22-B-1-13](#) [25BSR11-Q-1-10](#) [25BSP22-G-1-13](#)
[25BSP22-B-4-12](#) [25BSP11-Q-4-32C](#) [25BP22-B-1-15](#) [25BR15-Q-1-20](#) [25BSP15-Q-2-24F](#)