

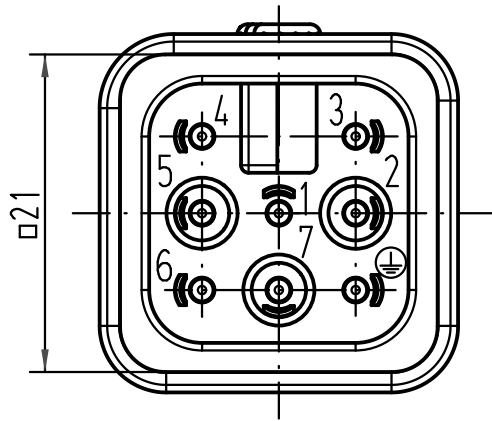
1 2 3 4 5 6

A

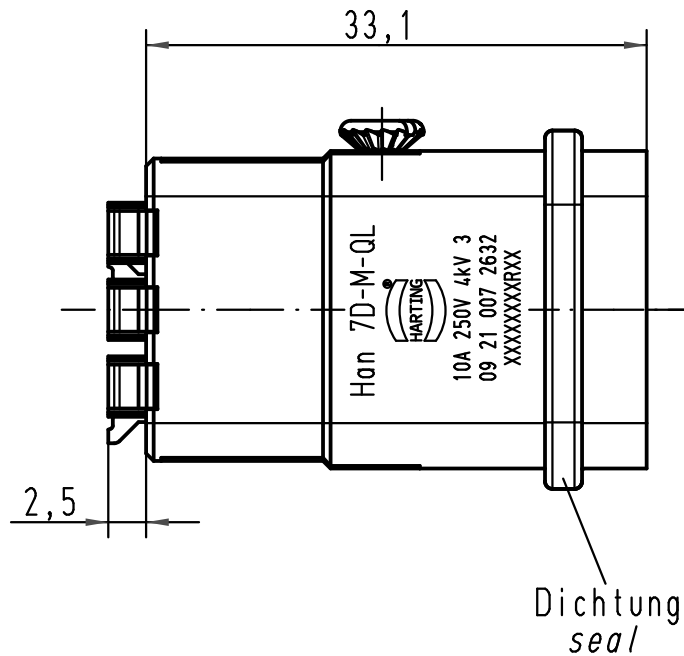
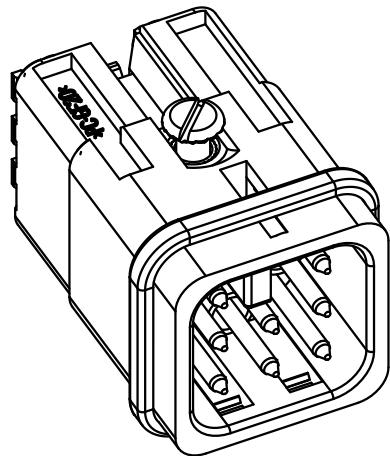
B

C

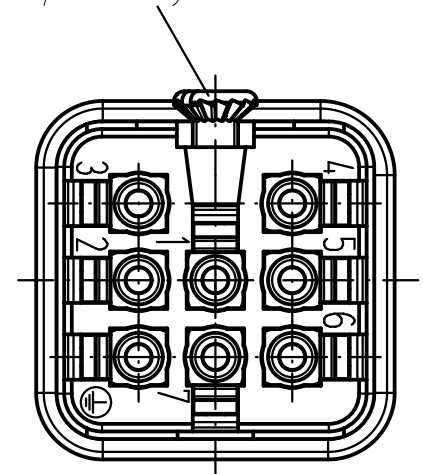
D



21



Befestigungsschraube M3x6
lose beigelegt/
insert fixing screw M3x6
separately enclosed



ALL Dimensions in mm Original Size DIN A 4		Techn. Character.			Nicht tolerierte Maß/Free size tolerances	
			Dat.	Name	Maßstab/Scale 2:1	Han 7D-M QL Stifteinsatz/male insert 0,3-1,5mm ²
		Detail.	26.08.09	ML		
		Insp.		FER.		
		Stand.				
A		HARTING Electric GmbH & Co. KG				TB 09 21 007 2632
Mod.	Dat.	Name	D-32339 Espelkamp			