

Order data on page 151

OKW
 GEHÄUSE
 SYSTEME


138



190



190 F



FUNCTIONALLY INCLINED



THE PRODUCT

The OKW DESK CASE range covers many different fields of application.

Choose a case that will fully meet your specific requirements in terms of size and tilt of the control panel.

Front panel versions are available for the installation of complete prefabricated electronics units.

YOUR ADVANTAGE

Various angles of inclination for the control panel, depending on requirements. Practical for operating and reading off the unit.

Suitable for numeric keypads and membrane keyboards.

Prepared for the assembly of euro-cards 100 x 160 (138/190/190F/190H).

Versions with ample space for large assemblies.

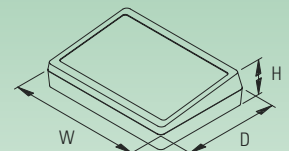
Protection class < IP 40

Max. size of PCB (W x D in mm)


Desk case

	bottom part	top part
138	118 x 180	127 x 175
190 ...	180 x 118	175 x 127
220	210 x 147	–

(cutouts for pillars not taken into consideration)



detailed drawings see our website
www.okw.com



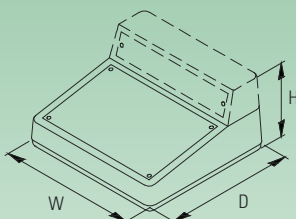
CONVENIENT

Max. size of PCB (W x D in mm)

Combi desk case
with or without attachment

	bottom part
F/H	210 x 196

(cutouts for pillars not taken into consideration)



YOUR ADVANTAGE

Raised section giving space for easy installation of cable grommets and plug connectors (220, COMBI DESK CASE F/H).

Version with attachment for digital readouts, measuring equipment, encoders etc. (COMBI DESK CASE H).

APPLICATIONS

Systems for data collection on the job and machines.

Communications equipment. Access and security controls and data systems engineering.

Medical field and laboratory technologies.

Measuring and controlling.






Industrial regulation.




detailed drawings see our website
www.okw.com



DESK CASE

DESK CASE	Outside dim. in mm			Equipment (dim. in mm)		Colour bottom part/top part	Material	Part-No.
	W	D	H	front panel	max. dim. keypad			
	138	190	54/32	–	119.70 x 166.20 (r = 4)	off-white, RAL 9002	ABS (UL 94 HB)	A 05 14 007
	138	190	54/32	–	119.70 x 166.20 (r = 4)	black, RAL 9005	ABS (UL 94 HB)	A 05 14 009
	190	138	47/32	–	171.50 x 116.10 (r = 4)	off-white, RAL 9002	ABS (UL 94 HB)	A 05 19 007
	190	138	47/32	–	171.50 x 116.10 (r = 4)	black, RAL 9005	ABS (UL 94 HB)	A 05 19 009
	190 F	138	47/31.5	• (accessory) –		pebble grey/off-white	ABS (UL 94 HB)	A 90 86 265
	190 H	138	70/54.5	• (accessory) –		pebble grey/off-white	ABS (UL 94 HB)	A 90 86 365
	220	156	100/52	• (accessory) –		pebble grey/off-white	ABS (UL 94 HB)	A 90 82 065

COMBI DESK CASE

COMBI DESK CASE	Outside dim. in mm			Equipment		Colour bottom/top part, attachment	Material	Part-No.
	W	D	H	front panel	attachment			
	F	228	216	76/50	• (accessory) –	pebble grey/off-white	ABS (UL 94 HB)	A 90 84 165
	H	228	216	126/50	• (accessory) • (clip into)	pebble grey/off-white	ABS (UL 94 HB)	A 90 85 165

DESK CASE ACCESSORIES

Article	For enclosure type	Version / Application	Part-No.
① Front panel	190 F, 190 H	matt anodised aluminium 161.5 x 106 x 1.5 mm (screws supplied with case)	A 91 86 001
	220	matt anodised aluminium 205.5 x 129.4 x 1.5 mm (screws supplied with case)	A 91 80 001
	F, H	matt anodised aluminium 200 x 130 x 1.5 mm (screws supplied with case)	A 91 84 001
	H (attachment)	matt anodised aluminium 200 x 35 x 1.5 mm (screws supplied with case)	A 91 85 001



universal accessories on pages 178-187