


# COG (NP0) Dielectric, KGM Series

## General Specifications



COG (NP0) is the most popular formulation of the “temperature-compensating,” EIA Class I ceramic materials. Modern COG (NP0) formulations contain neodymium, samarium and other rare earth oxides.

COG (NP0) ceramics offer one of the most stable capacitor dielectrics available. Capacitance change with temperature is  $0 \pm 30\text{ppm}/^\circ\text{C}$  which is less than  $\pm 0.3\%$  C from  $-55^\circ\text{C}$  to  $+125^\circ\text{C}$ . Capacitance drift or hysteresis for COG (NP0) ceramics is negligible at less than  $\pm 0.05\%$  versus up to  $\pm 2\%$  for films. Typical capacitance change with life is less than  $\pm 0.1\%$  for COG (NP0), one-fifth that shown by most other dielectrics. COG (NP0) formulations show no aging characteristics.

### HOW TO ORDER

<b>KGM</b>	<b>03</b>	<b>A</b>	<b>CG</b>	<b>1E</b>	<b>101</b>	<b>M</b>	<b>N</b>	
<b>Series</b>	<b>Size</b>	<b>Thickness</b>	<b>Dielectric</b>	<b>Voltage</b>	<b>Capacitance Code Code (in pF)</b>	<b>Capacitance Tolerance</b>	<b>Packaging</b>	
General Purpose Tin/Nickel Finish	02 = 0101 03 = 0201 05 = 0402 15 = 0603 21 = 0805 31 = 1206	32 = 1210 43 = 1812 44 = 1825 55 = 2220 56 = 2225	See Cap Chart CG = COG	0G = 4.0V 0J = 6.3V 1A = 10V 1C = 16V 1E = 25V	1H = 50V 2A = 100V 2D = 200V 2E = 250V 2H = 500V	2 Significant Digits +Number of zeros eg. $10\mu\text{F} = 106$ $10\text{nF} = 103$ $47\text{pF} = 470$	A* = $\pm 0.05\text{pF}$ B = $\pm 0.1\text{pF}$ C = $\pm 0.25\text{pF}$ D = $\pm 0.5\text{pF}$ F = $\pm 1\%$ G* = $\pm 2\%$ J = $\pm 5\%$ K = $\pm 10\%$	See Table Below

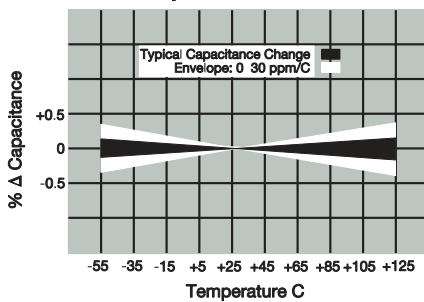


### PACKAGING CODES

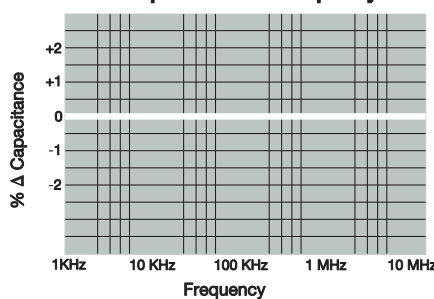
Code	EIA (inch)	IEC(mm)	7" Paper	7" Embossed	13" Paper	13" Embossed
02	0101	0402	H		n/a	
03	0201	0603	H		N	
05	0402	1005	H		N	
15	0603	1608	T		M	
21	0805	2012	T	U	M	L
31	1206	3216	T	U	M	L
32	1210	3225		U		L
43	1812	4532		V		S
44	1825	4564		V		S
55	2220	5750		V		S
56	2225	5763		V		S

\*COG Only

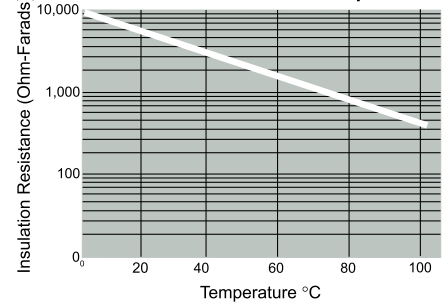
**Temperature Coefficient**



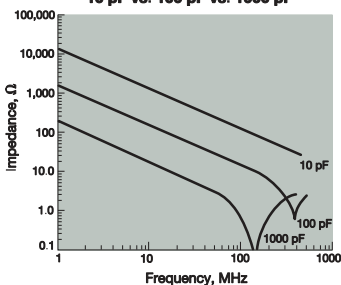
**Δ Capacitance vs. Frequency**



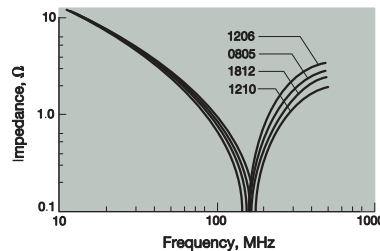
**Insulation Resistance vs Temperature**



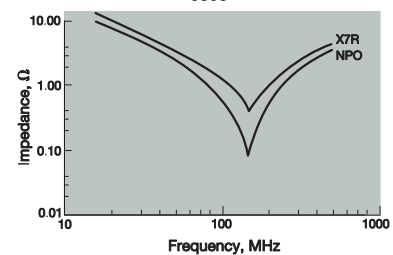
**Variation of Impedance with Cap Value  
Impedance vs. Frequency  
0805 - COG (NP0)  
10 pF vs. 100 pF vs. 1000 pF**



**Variation of Impedance with Chip Size  
Impedance vs. Frequency  
1000 pF - COG (NP0)**



**Variation of Impedance with Ceramic Formulation  
Impedance vs. Frequency  
1000 pF - COG (NP0) vs X7R  
0805**



The Important Information/Disclaimer is incorporated in the catalog where these specifications came from or available online at [www.kyocera-avx.com/disclaimer/](http://www.kyocera-avx.com/disclaimer/) by reference and should be reviewed in full before placing any order.

# COG (NP0) Dielectric, KGM Series

## Specifications and Test Methods



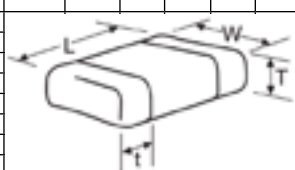
Parameter/Test		NP0 Specification Limits	Measuring Conditions	
Operating Temperature Range		-55°C to +125°C	Temperature Cycle Chamber	
Capacitance		Within specified tolerance	Freq.: 1.0 MHz ± 10% for cap ≤ 1000 pF 1.0 kHz ± 10% for cap > 1000 pF Voltage: 1.0Vrms ± .2V	
Q		<30 pF: Q ≥ 400+20 x Cap Value ≥30 pF: Q ≥ 1000		
Insulation Resistance		10,000MΩ or 500MΩ - μF, whichever is less	Charge device with rated voltage for 60 ± 5 secs @ room temp/humidity	
Dielectric Strength		No breakdown or visual defects	Charge device with 250% of rated voltage for 1-5 seconds, w/charge and discharge current limited to 50 mA (max) Note: Charge device with 150% of rated voltage for 500V devices.	
Resistance to Flexure Stresses	Appearance	No defects		
	Capacitance Variation	±5% or ±.5 pF, whichever is greater		
	Q	Meets Initial Values (As Above)		
	Insulation Resistance	≥ Initial Value x 0.3		
Solderability		≥ 95% of each terminal should be covered with fresh solder	Dip device in eutectic solder at 230 ± 5°C for 5.0 ± 0.5 seconds	
Resistance to Solder Heat	Appearance	No defects, <25% leaching of either end terminal	Dip device in eutectic solder at 260°C for 60sec- onds. Store at room temperature for 24 ± 2 hours before measuring electrical properties.	
	Capacitance Variation	≤ ±2.5% or ±.25 pF, whichever is greater		
	Q	Meets Initial Values (As Above)		
	Insulation Resistance	Meets Initial Values (As Above)		
	Dielectric Strength	Meets Initial Values (As Above)		
Thermal Shock	Appearance	No visual defects	Step 1: -55°C ± 2°	30 ± 3 minutes
	Capacitance Variation	≤ ±2.5% or ±.25 pF, whichever is greater	Step 2: Room Temp	≤ 3 minutes
	Q	Meets Initial Values (As Above)	Step 3: +125°C ± 2°	30 ± 3 minutes
	Insulation Resistance	Meets Initial Values (As Above)	Step 4: Room Temp	≤ 3 minutes
	Dielectric Strength	Meets Initial Values (As Above)	Repeat for 5 cycles and measure after 24 hours at room temperature	
Load Life	Appearance	No visual defects	Charge device with twice rated voltage in test chamber set at 125°C ± 2°C for 1000 hours (+48, -0).  Remove from test chamber and stabilize at room temperature for 24 hours before measuring.	
	Capacitance Variation	≤ ±3.0% or ± .3 pF, whichever is greater		
	Q (C=Nominal Cap)	≥ 30 pF: Q ≥ 350 ≥10 pF, <30 pF: Q ≥ 275 +5C/2 <10 pF: Q ≥ 200 +10C		
	Insulation Resistance	≥ Initial Value x 0.3 (See Above)		
Load Humidity	Appearance	No visual defects	Store in a test chamber set at 85°C ± 2°C/ 85% ± 5% relative humidity for 1000 hours (+48, -0) with rated voltage applied.  Remove from chamber and stabilize at room temperature for 24 ± 2 hours before measuring.	
	Capacitance Variation	≤ ±5.0% or ± .5 pF, whichever is greater		
	Q	≥ 30 pF: Q ≥ 350 ≥10 pF, <30 pF: Q ≥ 275 +5C/2 <10 pF: Q ≥ 200 +10C		
	Insulation Resistance	≥ Initial Value x 0.3 (See Above)		
	Dielectric Strength	Meets Initial Values (As Above)		

# COG (NP0) Dielectric, KGM Series

## Capacitance Range



SIZE	0101*		0201			0402			0603				0805					1206							
Soldering	Reflow Only		Reflow Only			Reflow/Wave			Reflow/Wave				Reflow/Wave					Reflow/Wave							
Packaging	All Paper		All Paper			All Paper			All Paper				Paper/Embossed					Paper/Embossed							
(L) Length	mm 0.4 ± 0.02		0.60 ± 0.03			1.0 ± 0.10			1.60 ± 0.15				2.01 ± 0.20					3.20 ± 0.20							
(L) Length	(in.) (0.016 ± 0.0008)		(0.024 ± 0.001)			(0.040 ± 0.004)			(0.063 ± 0.006)				(0.079 ± 0.008)					(0.126 ± 0.008)							
(W) Width	mm 0.20 ± 0.02		0.30 ± 0.03			0.50 ± 0.10			0.81 ± 0.15				1.25 ± 0.20					1.60 ± 0.20							
(W) Width	(in.) (0.008 ± 0.0008)		(0.011 ± 0.001)			(0.020 ± 0.004)			(0.032 ± 0.006)				(0.049 ± 0.008)					(0.063 ± 0.008)							
(t) Terminal	mm 0.10 ± 0.04		0.15 ± 0.05			0.25 ± 0.15			0.35 ± 0.15				0.50 ± 0.25					0.50 ± 0.25							
(t) Terminal	(in.) (0.004 ± 0.0016)		(0.006 ± 0.002)			(0.010 ± 0.006)			(0.014 ± 0.006)				(0.02 ± 0.010)					(0.020 ± 0.010)							
Cap (pF)	16		25	50	16	25	50	16	25	50	100	200	16	25	50	100	200	250	16	25	50	100	200	250	500
0.5	A	A	A	A	A	A	A	A	A	A	A	A	B	B	B	B	B	B	B	B	B	B	B	B	B
1.0	A	A	A	A	A	A	A	A	A	A	A	A	B	B	B	B	B	B	B	B	B	B	B	B	B
1.2	A	A	A	A	A	A	A	A	A	A	A	A	B	B	B	B	B	B	B	B	B	B	B	B	B
1.5	A	A	A	A	A	A	A	A	A	A	A	A	B	B	B	B	B	B	B	B	B	B	B	B	B
1.8	A	A	A	A	A	A	A	A	A	A	A	A	B	B	B	B	B	B	B	B	B	B	B	B	B
2.2	A	A	A	A	A	A	A	A	A	A	A	A	B	B	B	B	B	B	B	B	B	B	B	B	B
2.7	A	A	A	A	A	A	A	A	A	A	A	A	B	B	B	B	B	B	B	B	B	B	B	B	B
3.3	A	A	A	A	A	A	A	A	A	A	A	A	B	B	B	B	B	B	B	B	B	B	B	B	B
3.9	A	A	A	A	A	A	A	A	A	A	A	A	B	B	B	B	B	B	B	B	B	B	B	B	B
4.7	A	A	A	A	A	A	A	A	A	A	A	A	B	B	B	B	B	B	B	B	B	B	B	B	B
5.6	A	A	A	A	A	A	A	A	A	A	A	A	B	B	B	B	B	B	B	B	B	B	B	B	B
6.8	A	A	A	A	A	A	A	A	A	A	A	A	B	B	B	B	B	B	B	B	B	B	B	B	B
8.2	A	A	A	A	A	A	A	A	A	A	A	A	B	B	B	B	B	B	B	B	B	B	B	B	B
10	A	A	A	A	A	A	A	A	A	A	A	A	B	B	B	B	B	B	B	B	B	B	B	B	B
12	A	A	A	A	A	A	A	A	A	A	A	A	B	B	B	B	B	B	B	B	B	B	B	B	B
15	A	A	A	A	A	A	A	A	A	A	A	A	B	B	B	B	B	B	B	B	B	B	B	B	B
18	A	A	A	A	A	A	A	A	A	A	A	A	B	B	B	B	B	B	B	B	B	B	B	B	B
22	A	A	A	A	A	A	A	A	A	A	A	A	B	B	B	B	B	B	B	B	B	B	B	B	B
27	A	A	A	A	A	A	A	A	A	A	A	A	B	B	B	B	B	B	B	B	B	B	B	B	B
33	A	A	A	A	A	A	A	A	A	A	A	A	B	B	B	B	B	B	B	B	B	B	B	B	B
39	A	A	A	A	A	A	A	A	A	A	A	A	B	B	B	B	B	B	B	B	B	B	B	B	B
47	A	A	A	A	A	A	A	A	A	A	A	A	B	B	B	B	B	B	B	B	B	B	B	B	B
56	A	A	A	A	A	A	A	A	A	A	A	A	B	B	B	B	B	B	B	B	B	B	B	B	B
68	A	A	A	A	A	A	A	A	A	A	A	A	B	B	B	B	B	B	B	B	B	B	B	B	B
82	A	A	A	A	A	A	A	A	A	A	A	A	B	B	B	B	B	B	B	B	B	B	B	B	B
100	A	A	A	A	A	A	A	A	A	A	A	A	B	B	B	B	B	B	B	B	B	B	B	B	B
120				A	A	A	A	A	A	A	A	A	B	B	B	B	B	B	B	B	B	B	B	B	B
150				A	A	A	A	A	A	A	A	A	B	B	B	B	B	B	B	B	B	B	B	B	B
180				A	A	A	A	A	A	A	A	A	B	B	B	B	B	B	B	B	B	B	B	B	B
220				A	A	A	A	A	A	A	A	A	B	B	B	B	B	B	B	B	B	B	B	B	B
270				A	A	A	A	A	A	A	A	A	B	B	B	B	B	B	B	B	B	B	B	B	B
330				A	A	A	A	A	A	A	A	A	B	B	B	B	B	B	B	B	B	B	B	B	B
390				A	A	A	A	A	A	A	A	A	B	B	B	B	B	B	B	B	B	B	B	B	B
470				A	A	A	A	A	A	A	A	A	B	B	B	B	B	B	B	B	B	B	B	B	B
560				A	A	A	A	A	A	A	A	A	B	B	B	B	B	B	B	B	B	B	B	B	B
680				A	A	A	A	A	A	A	A	A	B	B	B	B	B	B	B	B	B	B	B	B	B
820				A	A	A	A	A	A	A	A	A	B	B	B	B	B	B	B	B	B	B	B	B	B
1000				A	A	A	A	A	A	A	A	A	B	B	B	B	B	B	B	B	B	B	B	B	B
1200													B	B	B	B	B	B	B	B	B	B	B	B	B
1500													B	B	B	B	B	B	B	B	B	B	B	B	B
1800													B	B	B	B	B	B	B	B	B	B	B	B	B
2200													B	B	B	B	B	B	B	B	B	B	B	B	B
2700													B	B	B	B	B	B	B	B	B	B	B	B	B
3300													B	B	B	B	B	B	B	B	B	B	B	B	B
3900													B	B	B	B	B	B	B	B	B	B	B	B	B
4700													B	B	B	B	B	B	B	B	B	B	B	B	B
5600																									
6800																									
8200																									
0.010																									
0.012																									
0.015																									
0.018																									
0.022																									
0.027																									
0.033																									
0.039																									
0.047																									
0.068																									
0.082																									
0.100																									
WVDC	16	25	50	16	25	50	16	25	50	100	200	16	25	50	100	200	250	16	25	50	100	200	250	500	
SIZE	0101*	0201			0402			0603				0805					1206								



Case Size	0101 (KGM 02)	0201 (KGM03)	0402 (KGM05)	0603 (KGM15)		0805 (KGM21)			1206 (KGM31)			
Thickness Letter	A	A	A	A	B	B	F	K	B	E	K	N
Max Thickness (mm)	0.22	0.33	0.55	0.90	0.95	0.94	1.52	1.40	0.94	1.52	2.29	1.27
Carrier Tape	PAPER	PAPER	PAPER	PAPER	PAPER	PAPER	EMB	EMB	PAPER	EMB	EMB	EMB
Packaging Code 7" reel	H	H	H	T	T	T	U	U	T	U	U	U
Packaging Code 13" reel	n/a	N	N	M	M	M	L	L	M	L	L	L
	PAPER						EMBOSSED (EMB)					

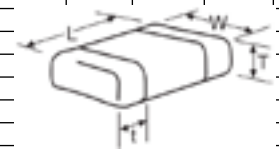
**KYOCERA AVX** The Important Information/Disclaimer is incorporated in the catalog where these specifications came from or available online at [www.kyocera-avx.com/disclaimer/](http://www.kyocera-avx.com/disclaimer/) by reference and should be reviewed in full before placing any order.

# COG (NP0) Dielectric, KGM Series

## Capacitance Range



SIZE		1210					1812					1825			2220			2225		
Soldering		Reflow Only					Reflow Only					Reflow Only			Reflow Only			Reflow Only		
Packaging		All Embossed					All Embossed					All Embossed			All Embossed			All Embossed		
(L) Length	mm	3.20 ± 0.20					4.50 ± 0.30					4.50 ± 0.30			5.70 ± 0.40			5.72 ± 0.25		
	(in.)	(0.126 ± 0.008)					(0.177 ± 0.012)					(0.177 ± 0.012)			(0.225 ± 0.016)			(0.225 ± 0.010)		
(W) Width	mm	2.50 ± 0.20					3.20 ± 0.20					6.40 ± 0.40			5.00 ± 0.40			6.35 ± 0.25		
	(in.)	(0.098 ± 0.008)					(0.126 ± 0.008)					(0.252 ± 0.016)			(0.197 ± 0.016)			(0.250 ± 0.010)		
(t) Terminal	mm	0.50 ± 0.25					0.61 ± 0.36					0.61 ± 0.36			0.64 ± 0.39			0.64 ± 0.39		
	(in.)	(0.020 ± 0.010)					(0.024 ± 0.014)					(0.024 ± 0.014)			(0.025 ± 0.015)			(0.025 ± 0.015)		
WVDC	WVDC	25	50	100	200	500	25	50	100	200	500	50	100	200	50	100	200	50	100	200
Cap 3.9																				
(pF) 4.7																				
5.6																				
6.8																				
8.2																				
10	C	C	C	C	C	C	C	C	C	C	C									
12	C	C	C	C	C	C	C	C	C	C	C									
15	C	C	C	C	C	C	C	C	C	C	C									
18	C	C	C	C	C	C	C	C	C	C	C									
22	C	C	C	C	C	C	C	C	C	C	C									
27	C	C	C	C	C	C	C	C	C	C	C									
33	C	C	C	C	C	C	C	C	C	C	C									
39	C	C	C	C	C	C	C	C	C	C	C									
47	F	F	F	F	F	F	C	C	C	C	C									
56	F	F	F	F	F	F	C	C	C	C	C									
68	F	F	F	F	F	F	C	C	C	C	C									
82	F	F	F	F	F	F	C	C	C	C	C									
100	F	F	F	F	F	F	C	C	C	C	C									
120	F	F	F	F	F	F	C	C	C	C	C									
150	F	F	F	F	F	F	C	C	C	C	C									
180	F	F	F	F	F	F	C	C	C	C	C									
220	F	F	F	F	F	F	C	C	C	C	C									
270	F	F	F	F	F	F	C	C	C	C	C									
330	F	F	F	F	F	F	C	C	C	C	C									
390	F	F	F	F	F	F	C	C	C	C	C									
470	F	F	F	F	F	F	C	C	C	C	C									
560	F	F	F	F	F	F	C	C	C	C	C									
680	F	F	F	F	F	F	C	C	C	C	C									
820	F	F	F	F	F	F	C	C	C	C	C									
1,000	F	F	F	F	F	F	C	C	C	C	C	D	D	D	A	A	A	E	E	E
1200	F	F	F	F	F	F	C	C	C	C	C	D	D	D	A	A	A	E	E	E
1500	F	F	F	F	F	F	C	C	C	C	C	D	D	D	A	A	A	E	E	E
1800	F	F	F	F	F	F	C	C	C	C	C	D	D	D	A	A	A	E	E	E
2200	F	F	F	F	F	F	C	C	C	C	C	D	D	D	A	A	A	E	E	E
2700	F	F	F	F	F	F	C	C	C	C	C	D	D	D	A	A	A	E	E	E
3300	F	F	F	F	F	F	C	C	C	C	C	D	D	D	A	A	A	E	E	E
3900	F	F	F	F	F	F	C	C	C	C	C	D	D	D	A	A	A	E	E	E
4700	F	F	F	F	F	F	C	C	C	C	H	D	D	D	A	A	A	E	E	E
5600	F	F	F	F	F	F	C	C	C	C	H	D	D	D	A	A	A	E	E	E
6800	F	F	F	K	K	K	C	C	D	D	H	D	D	D	A	A	A	E	E	E
8200	F	F	F	K	K	K	C	C	D	D	H	D	D	D	A	A	A	E	E	E
Cap 0.010	F	F	K	K	K	K	C	C	D	D	H	D	D	D	A	A	A	E	E	E
(µF) 0.012	K	K	K	K	K	K	C	C	D	G	H	D	D	D	A	A	A	E	E	E
0.015	K	K	K	L	L	L	C	C	D	G	H	D	D	D	A	A	A	E	E	F
0.018	K	K	L	L	L	L	C	C	G	G	H	D	D	D	A	A	A	E	E	F
0.022	K	K	L	L	L	L	C	C	G	G		D	D	D	A	A	A	E	F	F
0.027	K	L	L	L	L	L	D	G	G	J		D	D	D	A	A	A	E	F	F
0.033	K	L	L	L	L	L	D	G	G	J		D	D	D	A	A	A	E	F	F
0.039	L	L	L	L	L	L	G	G	J	J		D	D	D	B	B	B	E	F	F
0.047	L	L	L	L	L	L	G	G	J	J		D	D	D	B	B	C	E	G	G
0.068							J	J	J			D	D	F	C	C	C	E	G	G
0.082							J	J	J			D	F		C	C		E	G	G
0.100							J	J	J			F	F		C	C		G	G	G
WVDC	WVDC	25	50	100	200	500	25	50	100	200	500	50	100	200	50	100	200	50	100	200
SIZE	SIZE	1210					1812					1825			2220			2225		



Case Size	1210 (KGM 32)					1812 (KGM 43)					1825 (KGM 44)			2220 (KGM 55)			2225 (KGM56)	
Thickness Letter	C	F	K	L		H	C	D	G	J	D	F		A	B	C	E	G
Max Thickness (mm)	1.27	1.52	2.29	2.80		2.54	1.52	1.78	2.29	2.80	2.29	2.80		2.29	2.54	2.80	2.29	2.80
Carrier Tape	EMB	EMB	EMB	EMB	EMB	EMB	EMB	EMB	EMB	EMB	EMB	EMB	EMB	EMB	EMB	EMB	EMB	EMB
Packaging Code 7"reel	U	U	U	U	V	V	V	V	V	V	V	V	V	V	V	V	V	V
Packaging Code 13"reel	L	L	L	L	S	S	S	S	S	S	S	S	S	S	S	S	S	S
EMBOSS (EMB)																		

**KYOCERA AVX** | The Important Information/Disclaimer is incorporated in the catalog where these specifications came from or available online at [www.kyocera-avx.com/disclaimer/](http://www.kyocera-avx.com/disclaimer/) by reference and should be reviewed in full before placing any order.

# Mouser Electronics

Authorized Distributor

Click to View Pricing, Inventory, Delivery & Lifecycle Information:

## KYOCERA AVX:

[08055A330KAT4A](#) [08055A330MAT2A](#) [08055A331FAT2A](#) [08055A331GAT2A](#) [08055A331JAT2A](#) [08055A331JAT4A](#)  
[08055A331KAT2A](#) [08055A331KAT4A](#) [08055A332JAT2A](#) [08055A390FAT2A](#) [08055A390GAT2A](#) [08055A390JAT2A](#)  
[08055A390KAT2A](#) [08055A391FAT2A](#) [08055A391GAT2A](#) [08055A391JAT2A](#) [08055A391KAT2A](#) [08055A392JAT2A](#)  
[08055A3R3BAT2A](#) [08055A3R3CAT2A](#) [08055A0R5BAT2A](#) [08055A0R5CAT2A](#) [08055A100FAT2A](#)  
[08055A100JAT2A](#) [08055A101FAT2A](#) [08055A101FAT4A](#) [08055A101GAT2A](#) [08055A101JAT2A](#) [08055A101JAT4A](#)  
[08055A101KAT2A](#) [08055A101KAT4A](#) [08055A101MAT2A](#) [08055A102FAT2A](#) [08055A102GAT2A](#) [08055A102JAT2A](#)  
[08055A102JAT4A](#) [08055A102KAT2A](#) [08055A102KAT4A](#) [08055A120JAT2A](#) [08055A121FAT2A](#) [08055A121JAT2A](#)  
[08055A121JAT4A](#) [08055A121KAT2A](#) [08055A121KAT4A](#) [08055A122FAT2A](#) [08055A122JAT2A](#) [08055A122JAT4A](#)  
[08055A122KAT2A](#) [08055A150GAT2A](#) [08055A150JAT2A](#) [08055A150JAT4A](#) [08055A151FAT2A](#) [08055A151FAT4A](#)  
[08055A151GAT2A](#) [08055A151JAT2A](#) [08055A151JAT4A](#) [08055A151KAT2A](#) [08055A151KAT4A](#) [08055A6R8DAT2A](#)  
[08055A6R8DAT4A](#) [08055A820FAT2A](#) [08055A820JAT2A](#) [08055A820KAT2A](#) [08055A820KAT4A](#) [08055A821FAT2A](#)  
[08055A821JAT2A](#) [08055A821KAT2A](#) [08055A8R2BAT2A](#) [08055A8R2CAT2A](#) [08055A8R2DAT2A](#) [08055A3R3DAT2A](#)  
[08055A3R9BAT2A](#) [08055A3R9CAT2A](#) [08055A3R9CAT4A](#) [08055A470FAT2A](#) [08055A470JAT2A](#) [08055A470JAT4A](#)  
[08055A470KAT2A](#) [08055A470KAT4A](#) [08055A471FAT2A](#) [08055A471FAT4A](#) [08055A471GAT2A](#) [08055A471JAT2A](#)  
[08055A471JAT4A](#) [08055A471KAT2A](#) [08055A471KAT4A](#) [08055A4R7BAT2A](#) [08055A4R7CAT2A](#)  
[08055A4R7CAT4A](#) [08055A4R7DAT2A](#) [08055A560FAT2A](#) [08055A560JAT2A](#) [08055A560JAT4A](#) [08055A560KAT2A](#)  
[08055A561FAT2A](#) [08055A561FAT4A](#) [08055A561GAT2A](#) [08055A561JAT2A](#) [08055A561JAT4A](#) [08055A561KAT2A](#)