

CorePro GLASS LED candles and lustres

CorePro LEDCandleND 2-25W E14B35 827CL G

Featuring a classic heritage design, these filament LED candles combine the familiar shapes of classic incandescent bulbs with the benefits of long-lasting LED technology. The LED candle bulb is a very easy choice for people who are looking for a retrofit LED replacement, it provides 90% energy savings compared with conventional lamps. CorePro Glass LED bulbs provide excellent quality of light for stairway lighting. The LED candle bulb offers a lifetime of 15,000 hours to reduce maintenance costs.

Product data

General information	
Cap base	E14 [E14]
EU RoHS compliant	Yes
Nominal lifetime (nom.)	15000 h
Switching cycle	20000
Technical type	2-25W
	Sphere
Tier	CorePro
Light technical	
Colour Code	827 [CCT of 2,700 K]
Luminous flux (nom.)	250 lm
Colour designation	Warm white (WW)
Correlated Colour Temperature (Nom)	2700 K
Luminous efficacy (rated) (nom.)	125.00 lm/W
Colour consistency	<6
Colour rendering index (nom.)	80

LLMF at end of nominal lifetime (nom.)	70 %
Operating and electrical	
Input frequency	50 to 60 Hz
Power (Rated) (Nom)	2 W
Lamp current (nom.)	20 mA
Wattage equivalent	25 W
Starting time (nom.)	0.5 s
Warm-up time to 60% light (nom.)	0.5 s
Power factor (nom.)	0.4
Voltage (Nom)	220-240 V
Temperature	
T-Case maximum (nom.)	36 °C
Controls and dimming	
Dimmable	No

CorePro GLASS LED candles and lustres

Mechanical and housing

Lamp Finish	Clear
Bulb shape	B35 [B 35mm]

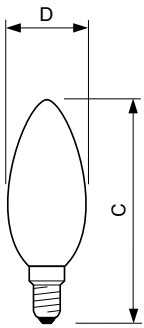
Approval and application

Energy Efficiency Class	E
Energy-saving product	Yes
Suitable for accent lighting	No
Energy consumption kWh/1,000 hours	2 kWh
	387351

Product data

Full product code	871951437757800
Order product name	CorePro LEDCandleND 2-25W E14B35 827CL G
EAN/UPC – product	8719514377578
Order code	37757800
SAP numerator – quantity per pack	1
Numerator – packs per outer box	10
SAP material	929001238392
Net Weight (Piece)	0.014 kg

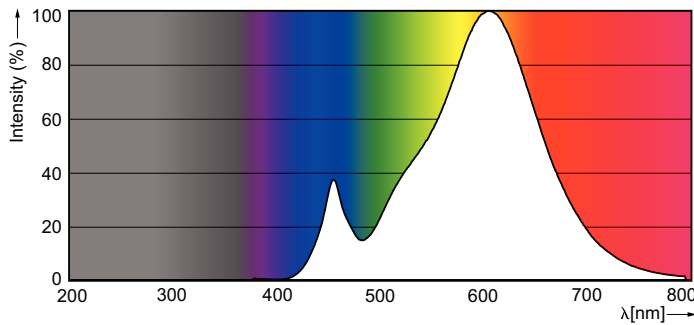
Dimensional drawing




CorePro LEDCandleND 2-25W E14B35 827CL G

Product	D	C
CorePro LEDCandleND 2-25W E14B35 827CL G	35 mm	97 mm

Photometric data



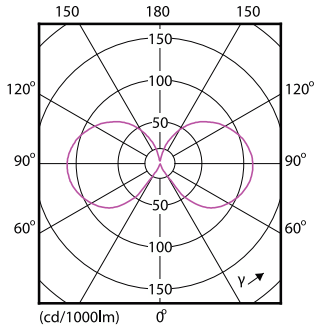
Spectral Power Distribution Colour



General uniform lighting

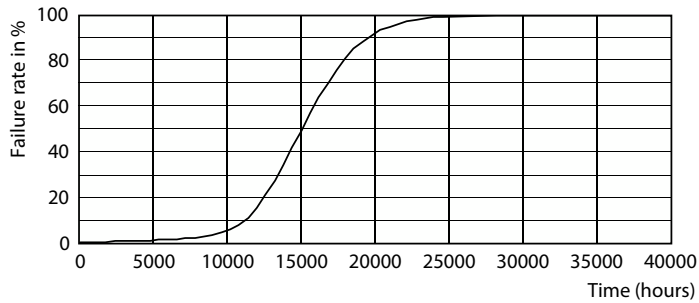
CorePro GLASS LED candles and lustres

Photometric data

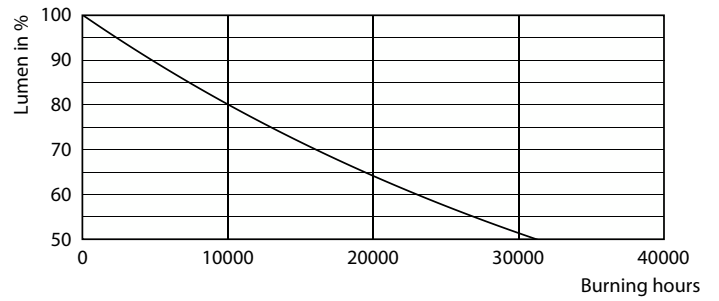


Light Distribution Diagram

Lifetime



Life Expectancy Diagram



Lumen Maintenance Diagram

