

REVISIONS				
P.	LTN.	DESCRIPTION	DATE	APPROV.
1		ORIGINAL	21JUN2019	BKW CY
2		MINOR GEOMETRY CHANGES	19AUG2019	BKW CY
3		MINOR GEOMETRY CHANGES	16SEP2019	BKW CY

- ⚠ MATERIAL: PA66, GLASS FILLED, COLOR: SEE TABLE
- ⚠ MATERIAL MARK: PA66 GF
- ⚠ KEYING ID MARK
- 4. APPLICABLE CONTACT P/N:  
2350223-\*
- 5. MATING CONNECTOR P/N  
T/H HEADER: \*-2232826-\*\*  
SMT HEADER: \*-2232979-\*\*  
TPA: 2357686-\*
- 6. PRELIMINARY PART - NOT RELEASED FOR PRODUCTION  
THIS PRODUCT HAS NOT COMPLETED QUALIFICATION TESTING.

DIM "C"	DIM "B"	DIM "A"	COLOR	KEYING	POSITIONS	PART NUMBER
22.25	20.55	6.90	TBD	KEY E	1*10	6-2350224-0
20.25	18.55	6.90	TBD	KEY E	1*9	5-2350224-9
18.25	16.55	6.90	TBD	KEY E	1*8	5-2350224-8
16.25	14.55	6.90	TBD	KEY E	1*7	5-2350224-7
14.25	12.55	6.90	TBD	KEY E	1*6	5-2350224-6
12.25	10.55	6.90	TBD	KEY E	1*5	5-2350224-5
10.25	8.55	6.90	TBD	KEY E	1*4	5-2350224-4
8.25	6.55	7.30	TBD	KEY E	1*3	5-2350224-3
6.25	4.55	5.30	TBD	KEY E	1*2	5-2350224-2
22.25	20.55	6.90	TBD	KEY D	1*10	5-2350224-0
20.25	18.55	6.90	TBD	KEY D	1*9	4-2350224-9
18.25	16.55	6.90	TBD	KEY D	1*8	4-2350224-8
16.25	14.55	6.90	TBD	KEY D	1*7	4-2350224-7
14.25	12.55	6.90	TBD	KEY D	1*6	4-2350224-6
12.25	10.55	6.90	TBD	KEY D	1*5	4-2350224-5
10.25	8.55	6.90	TBD	KEY D	1*4	4-2350224-4
8.25	6.55	7.30	TBD	KEY D	1*3	4-2350224-3
6.25	4.55	5.30	TBD	KEY D	1*2	4-2350224-2
22.25	20.55	6.90	TBD	KEY C	1*10	4-2350224-0
20.25	18.55	6.90	TBD	KEY C	1*9	3-2350224-9
18.25	16.55	6.90	TBD	KEY C	1*8	3-2350224-8
16.25	14.55	6.90	TBD	KEY C	1*7	3-2350224-7
14.25	12.55	6.90	TBD	KEY C	1*6	3-2350224-6
12.25	10.55	6.90	TBD	KEY C	1*5	3-2350224-5
10.25	8.55	6.90	TBD	KEY C	1*4	3-2350224-4
8.25	6.55	7.30	TBD	KEY C	1*3	3-2350224-3
6.25	4.55	5.30	TBD	KEY C	1*2	3-2350224-2
22.25	20.55	6.90	BLACK	KEY B	1*10	3-2350224-0
20.25	18.55	6.90	BLACK	KEY B	1*9	2-2350224-9
18.25	16.55	6.90	BLACK	KEY B	1*8	2-2350224-8
16.25	14.55	6.90	BLACK	KEY B	1*7	2-2350224-7
14.25	12.55	6.90	BLACK	KEY B	1*6	2-2350224-6
12.25	10.55	6.90	BLACK	KEY B	1*5	2-2350224-5
10.25	8.55	6.90	BLACK	KEY B	1*4	2-2350224-4
8.25	6.55	7.30	BLACK	KEY B	1*3	2-2350224-3
6.25	4.55	5.30	BLACK	KEY B	1*2	2-2350224-2
22.25	20.55	6.90	NATURAL	KEY A	1*10	2-2350224-0
20.25	18.55	6.90	NATURAL	KEY A	1*9	1-2350224-9
18.25	16.55	6.90	NATURAL	KEY A	1*8	1-2350224-8
16.25	14.55	6.90	NATURAL	KEY A	1*7	1-2350224-7
14.25	12.55	6.90	NATURAL	KEY A	1*6	1-2350224-6
12.25	10.55	6.90	NATURAL	KEY A	1*5	1-2350224-5
10.25	8.55	6.90	NATURAL	KEY A	1*4	1-2350224-4
8.25	6.55	7.30	NATURAL	KEY A	1*3	1-2350224-3
6.25	4.55	5.30	NATURAL	KEY A	1*2	1-2350224-2

THIS DRAWING IS A CONTROLLED DOCUMENT.

DIMENSIONS: mm

TOLERANCES UNLESS OTHERWISE SPECIFIED:

0 PLC	±
1 PLC	±
2 PLC	±
3 PLC	±
4 PLC	±
ANGLES	±
FINISH	-

MATERIAL: ⚠

APPROVED: B. WEAVER, 21JUN2019

CHK: C. YI, 21JUN2019

APVD: T. BENCHOFF, 21JUN2019

NAME: PLUG HOUSING, SGI 2.0

PRODUCT SPEC: -

APPLICATION SPEC: -

SIZE: A | 00779 | C=2350224

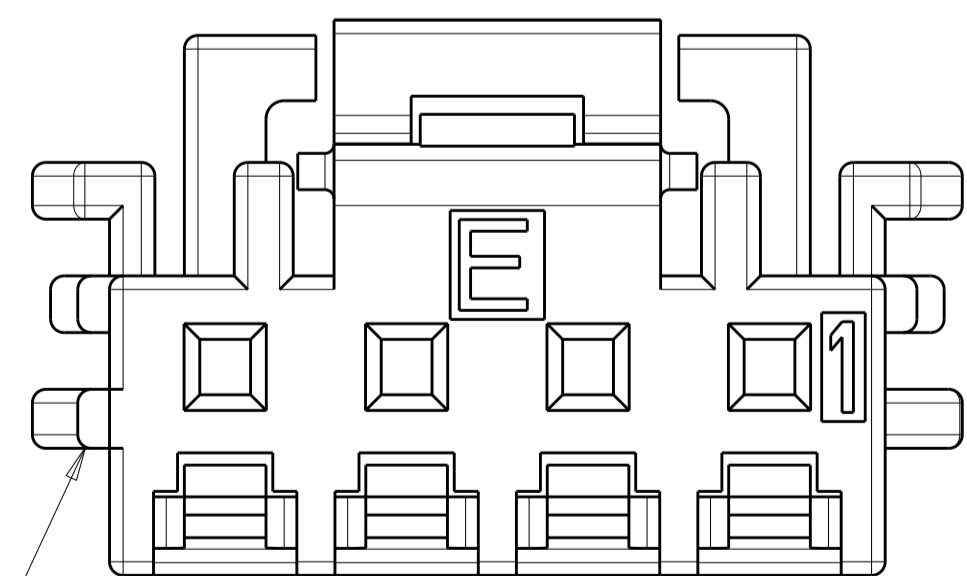
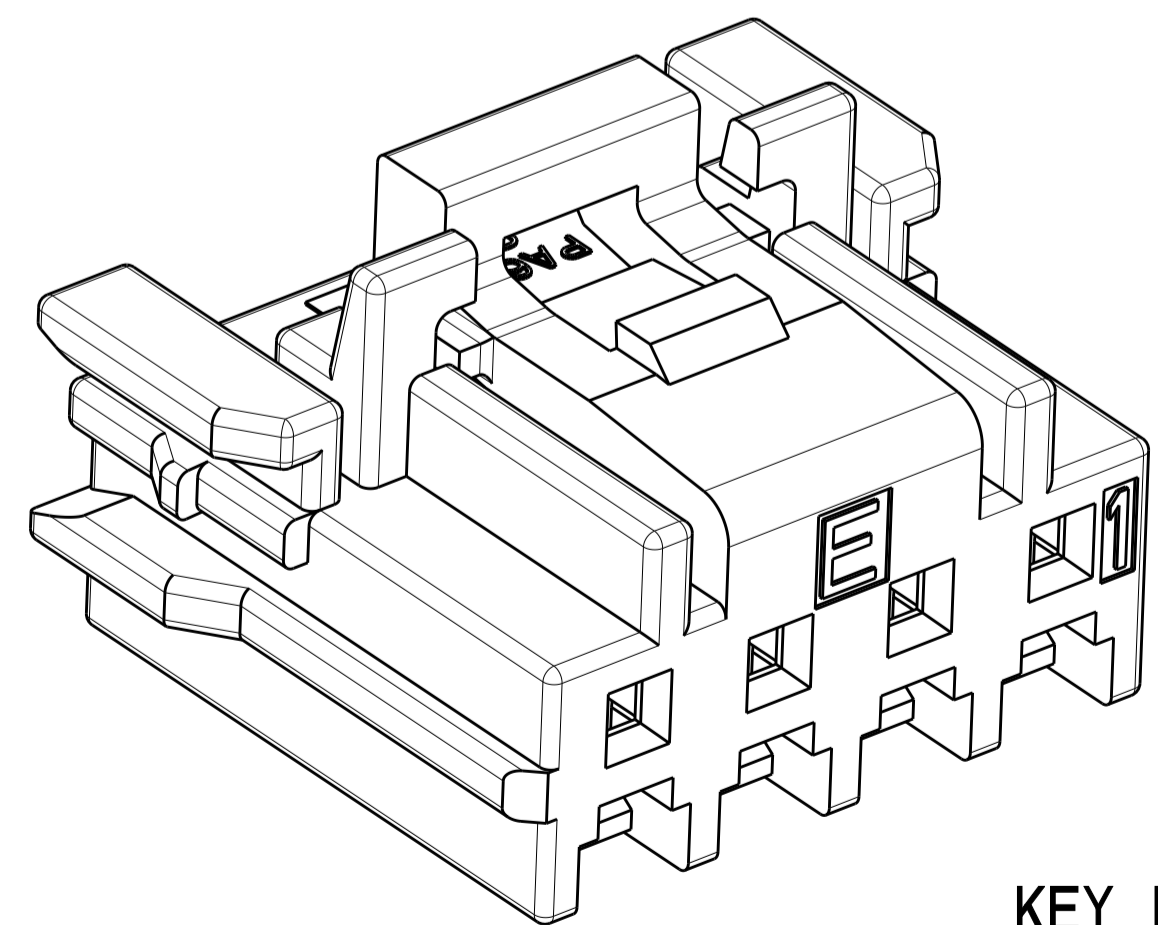
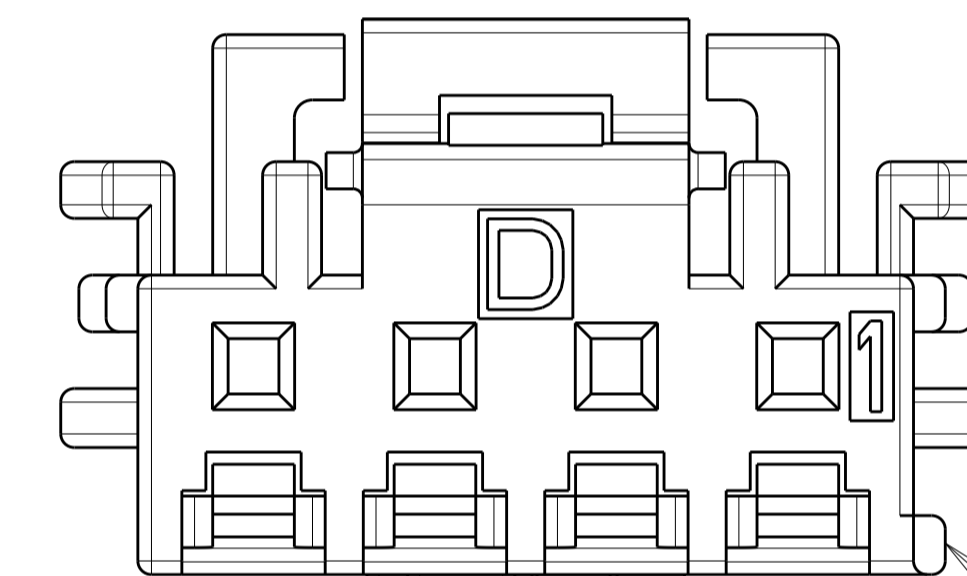
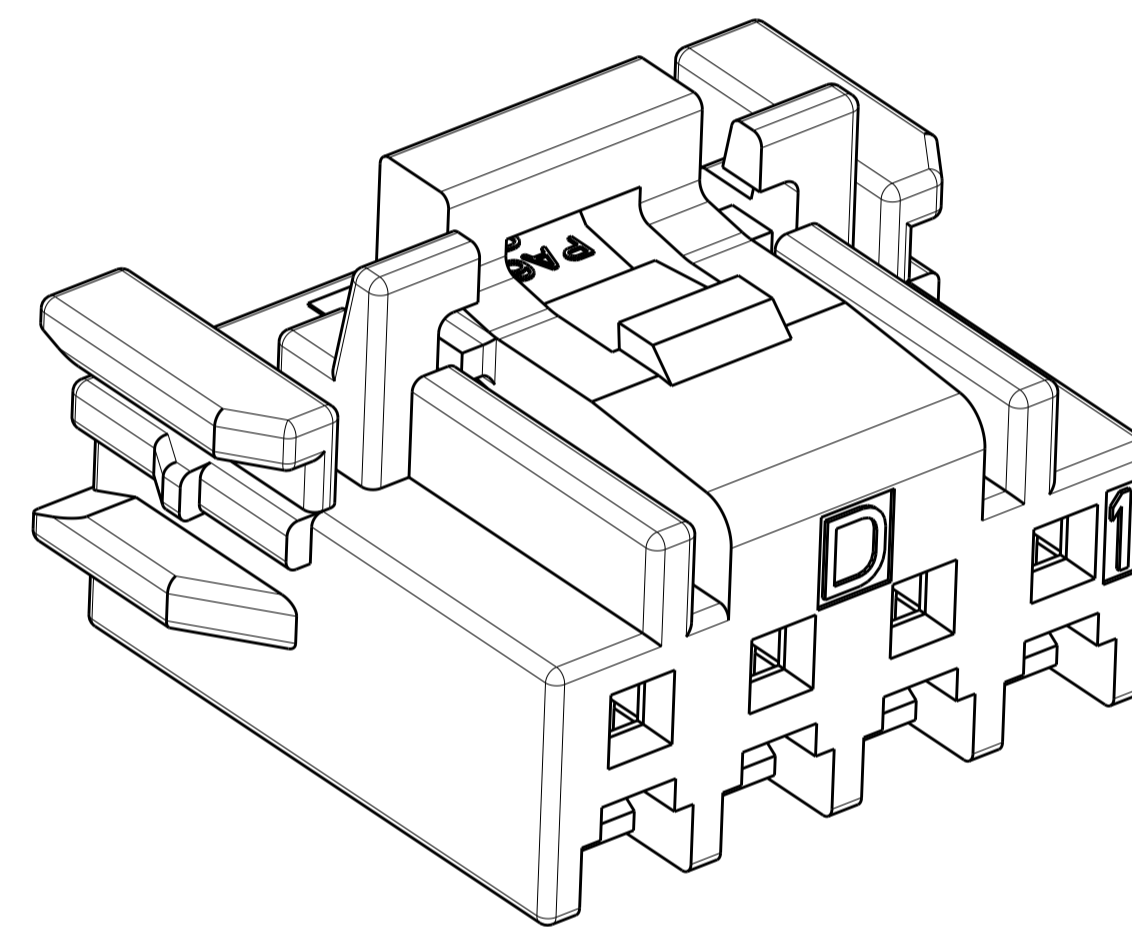
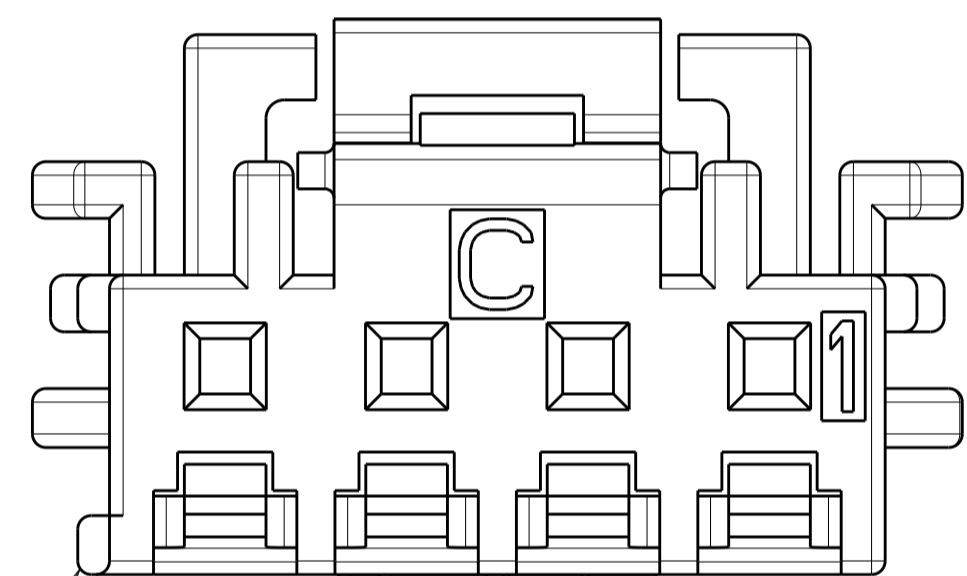
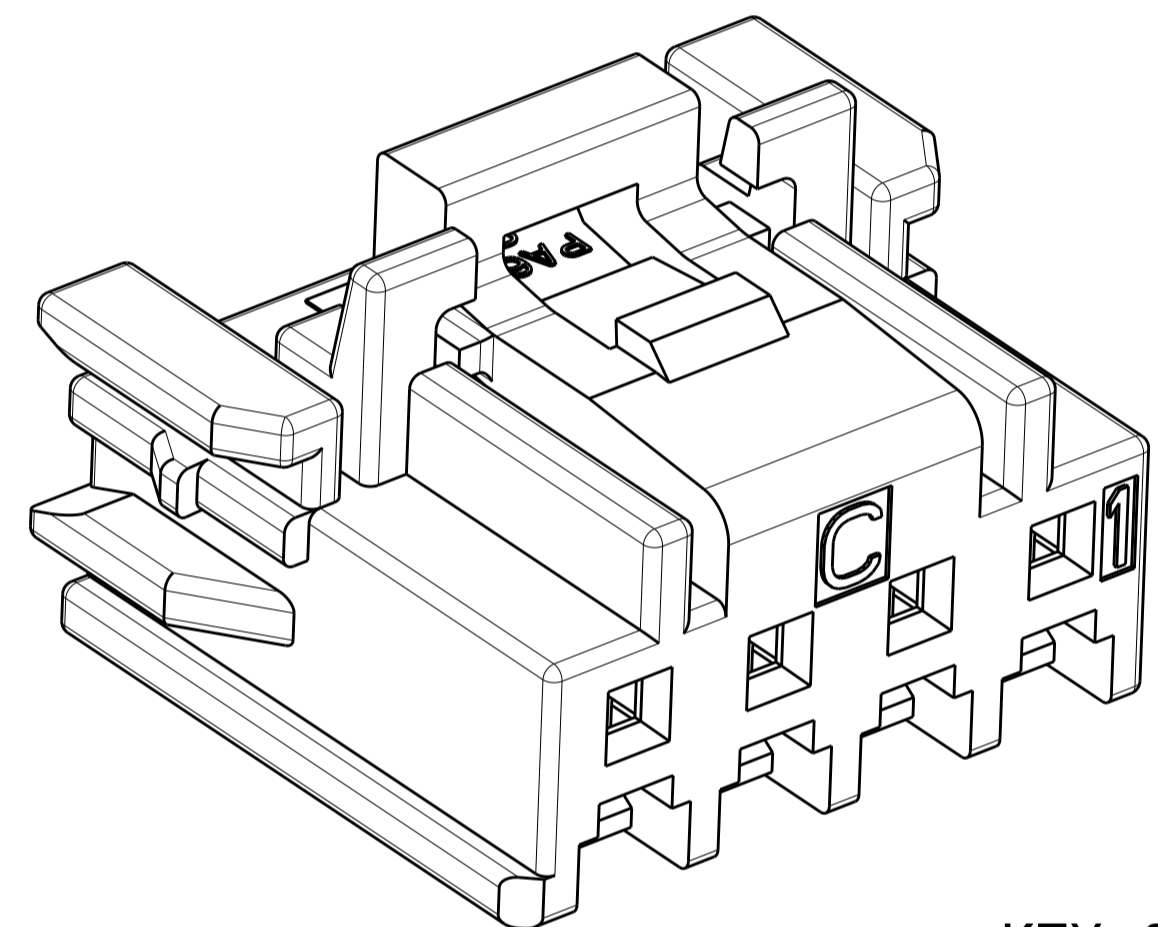
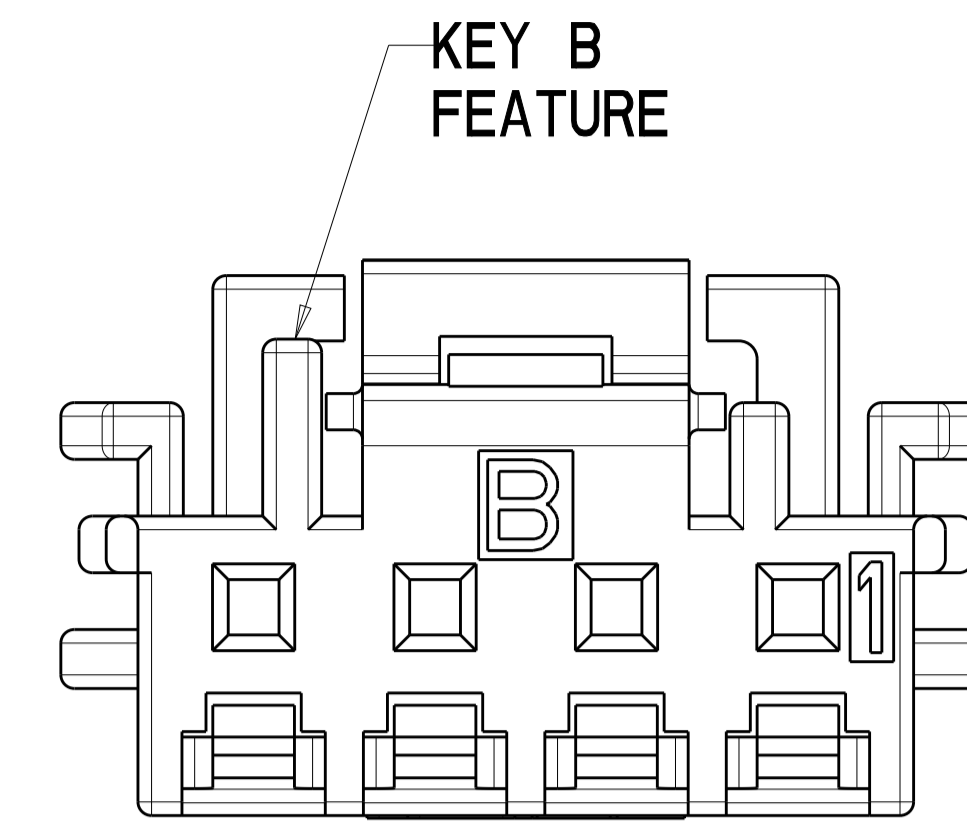
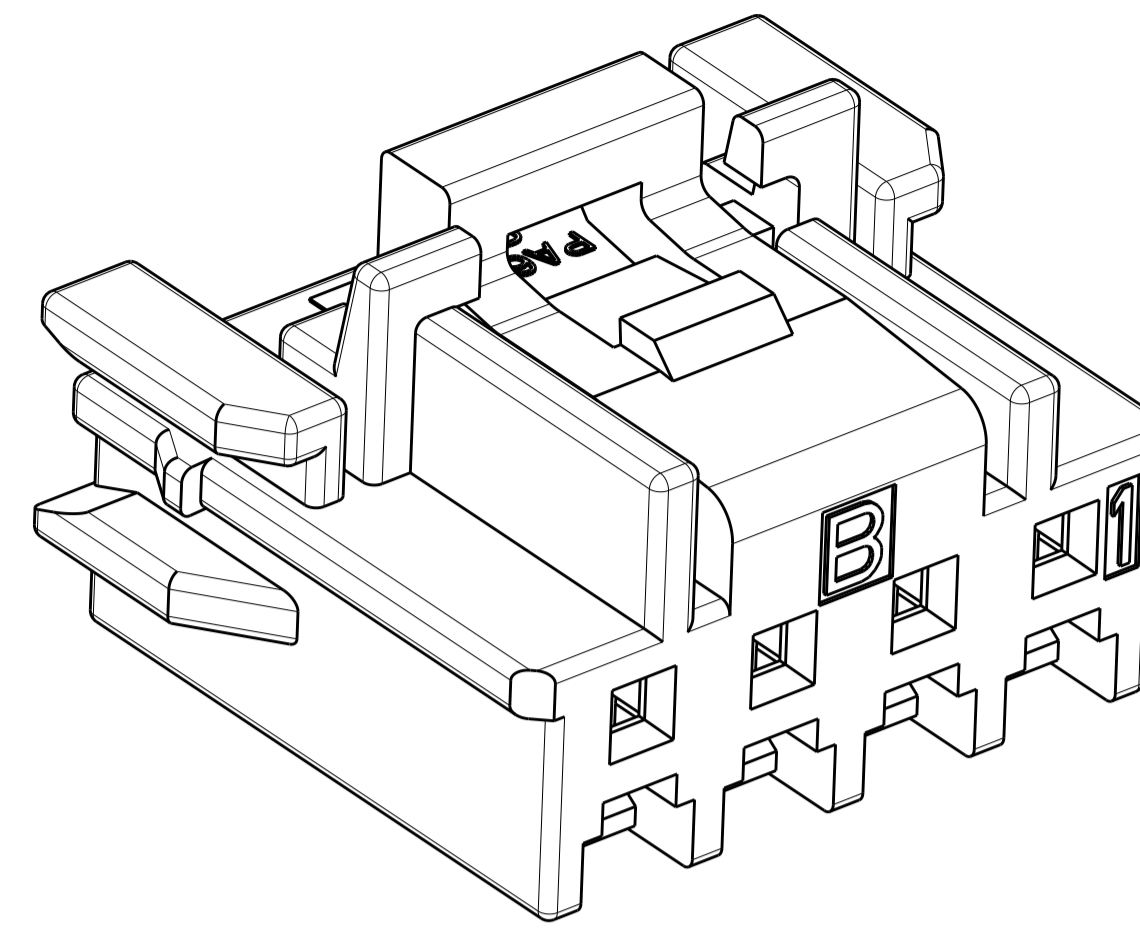
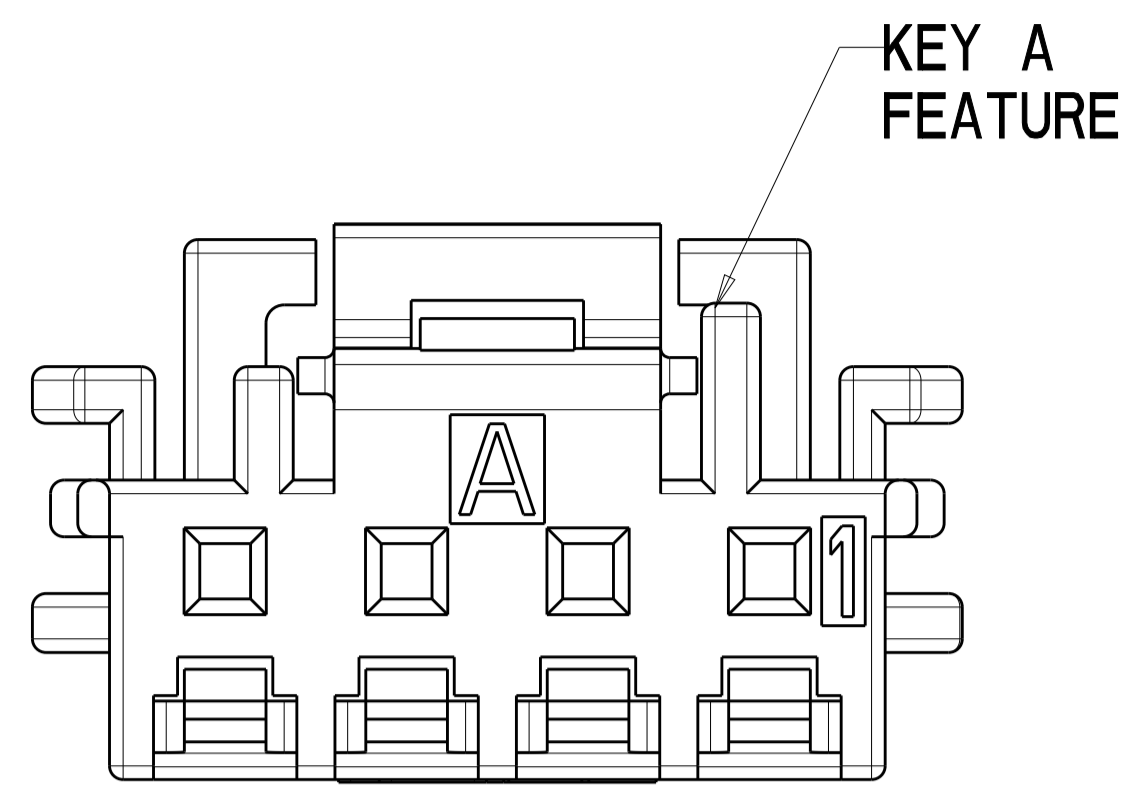
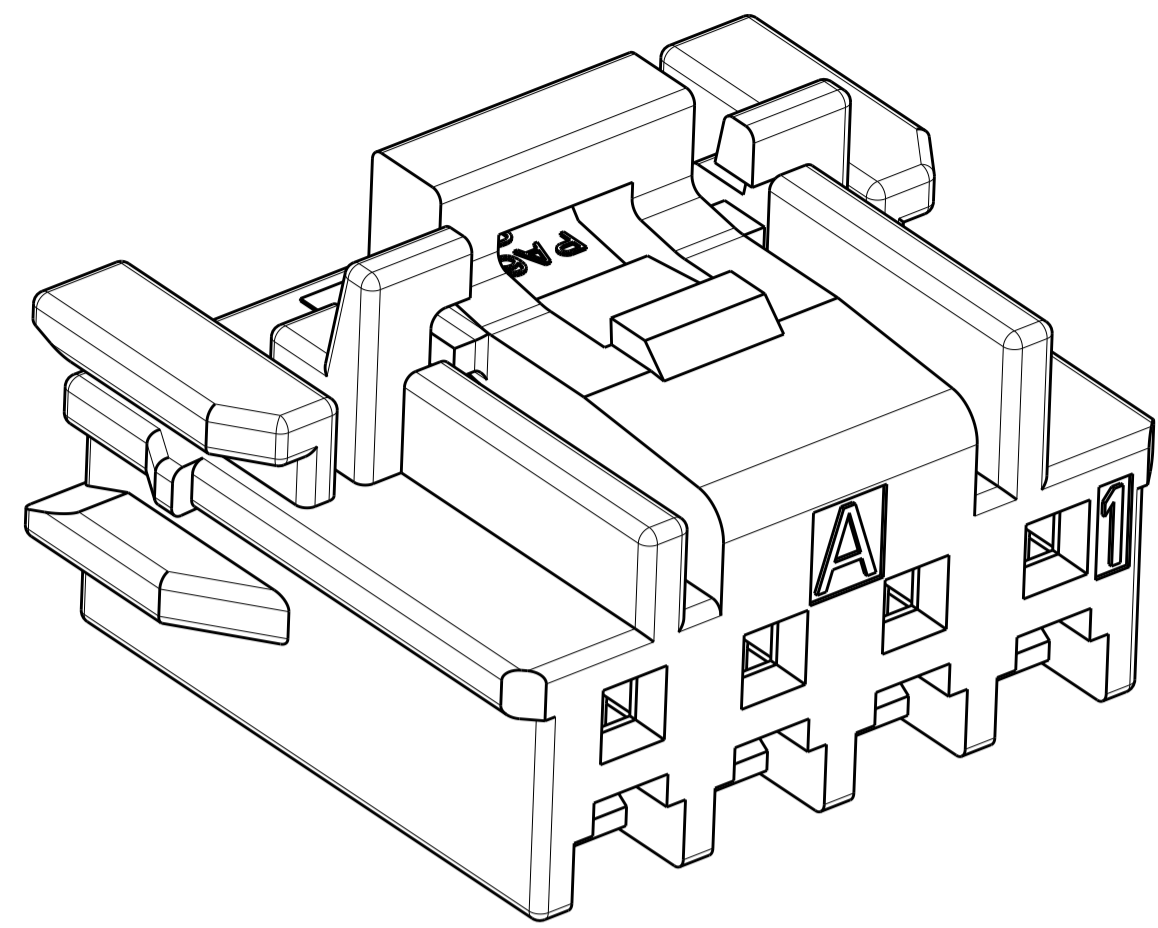
SCALE: 12:1

SHEET 1 OF 3

REV 4

CUSTOMER DRAWING

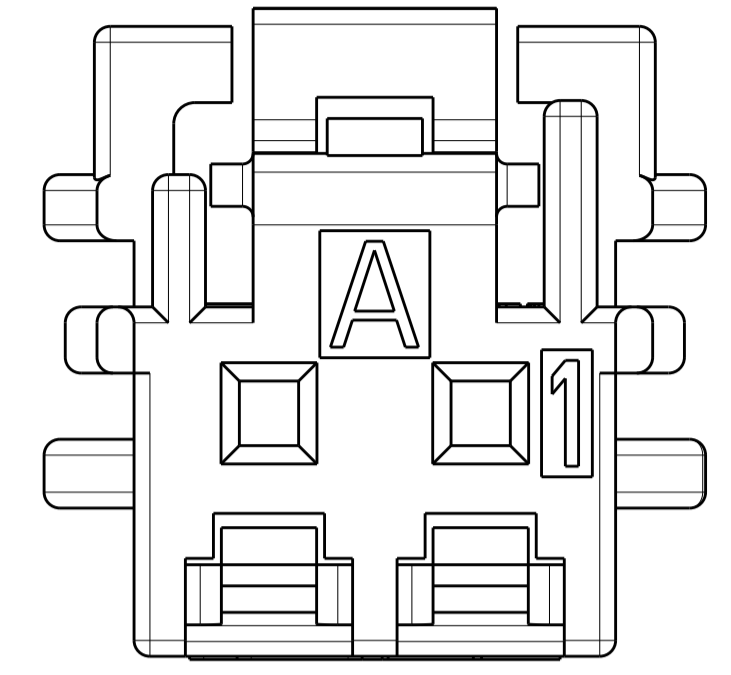
REVISIONS				
P.	LTM	DESCRIPTION	DATE	APVD
-	-	SEE SHEET 1	-	-



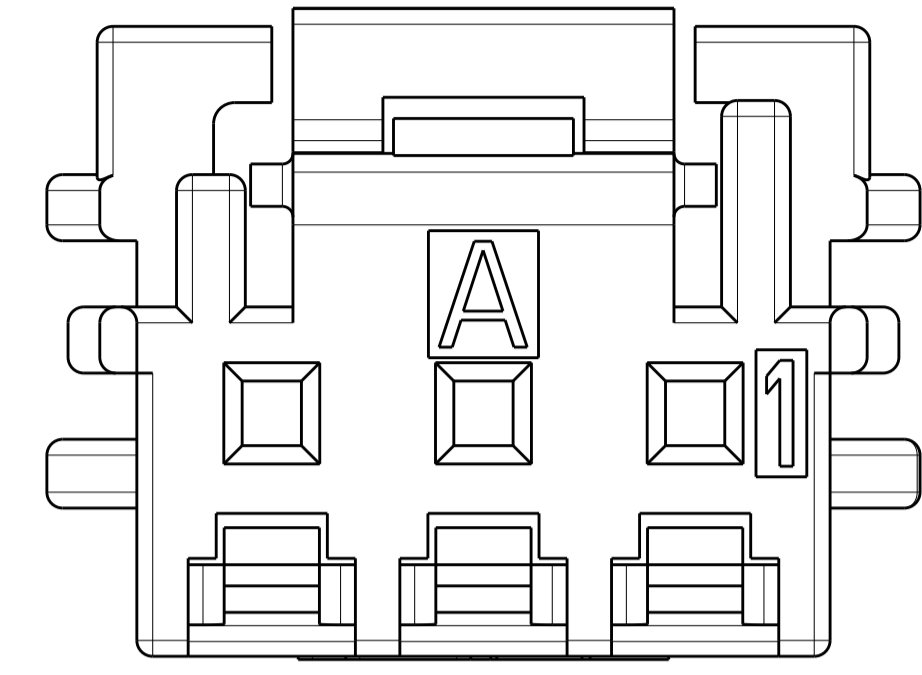
THIS DRAWING IS A CONTROLLED DOCUMENT.		DWN: B. WEAVER 21JUN2019 CHK: C. YI 21JUN2019 APVD: T. BENCHOFF 21JUN2019	TE Connectivity	
DIMENSIONS: mm 		TOLERANCES UNLESS OTHERWISE SPECIFIED: 0 PLC ± 1 PLC ± 2 PLC ± 3 PLC ± 4 PLC ± ANGLES ±		NAME: PLUG HOUSING, SGI 2.0 PRODUCT SPEC: - APPLICATION SPEC: -
MATERIAL: -		WEIGHT: - FINISH: -	SIZE: A   00779   C=2350224 CUSTOMER DRAWING	RESTRICTED TO: - SCALE: 12:1 SHEET 2 OF 3 REV 4

REVISIONS				
P.	LTN	DESCRIPTION	DATE	APVD
-	-	SEE SHEET 1	-	-

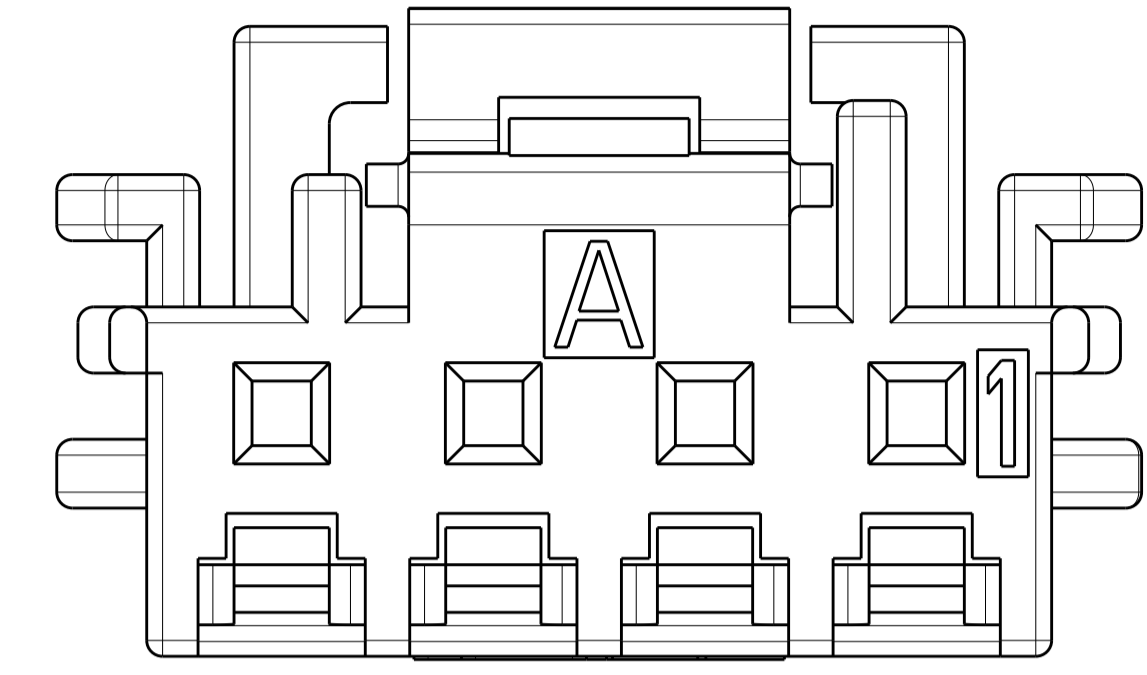
2 POSITION



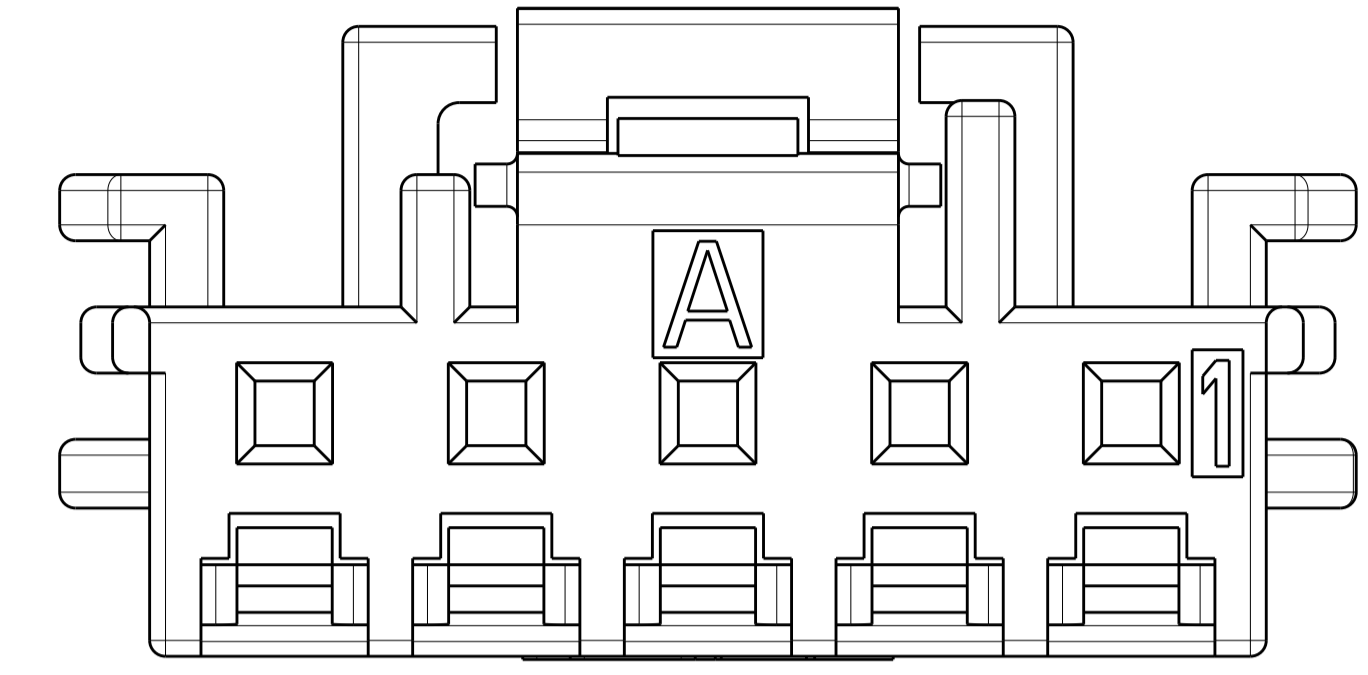
3 POSITION



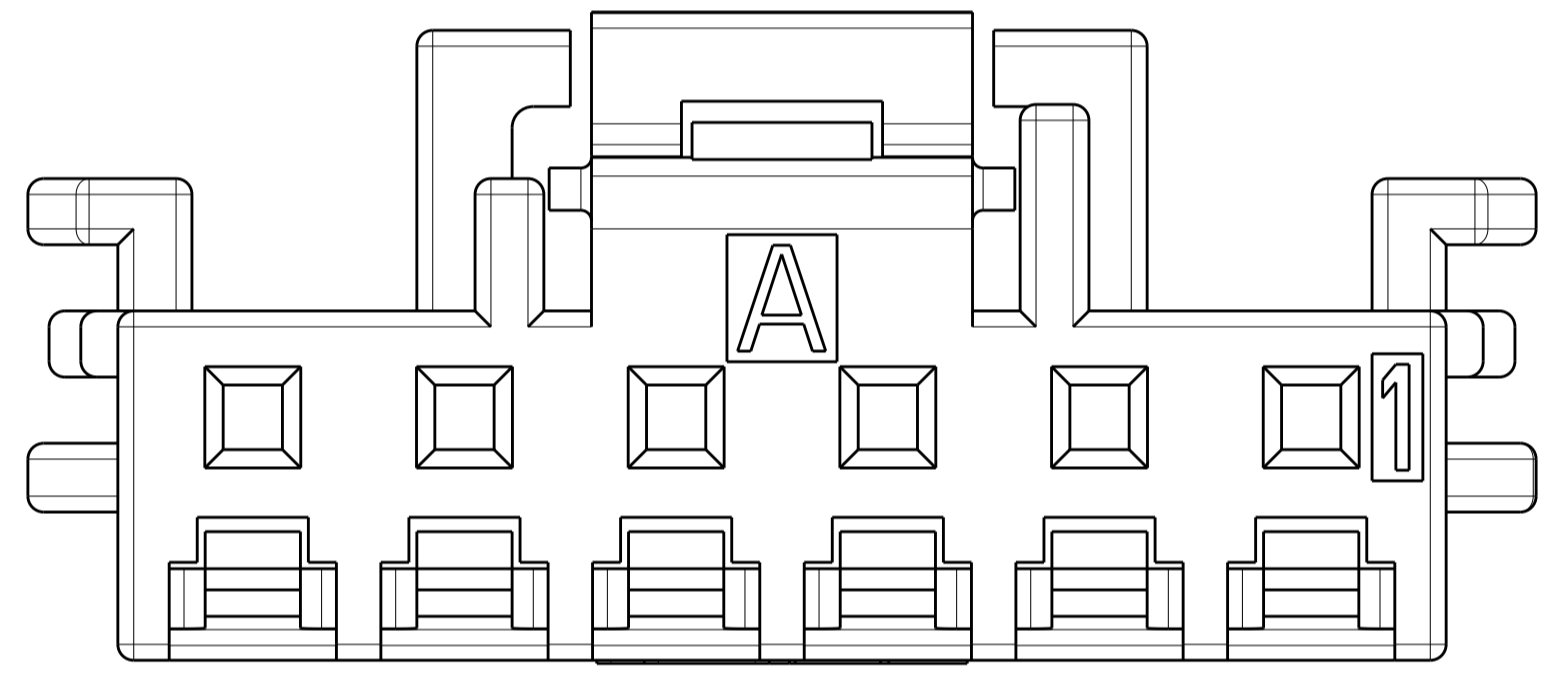
4 POSITION



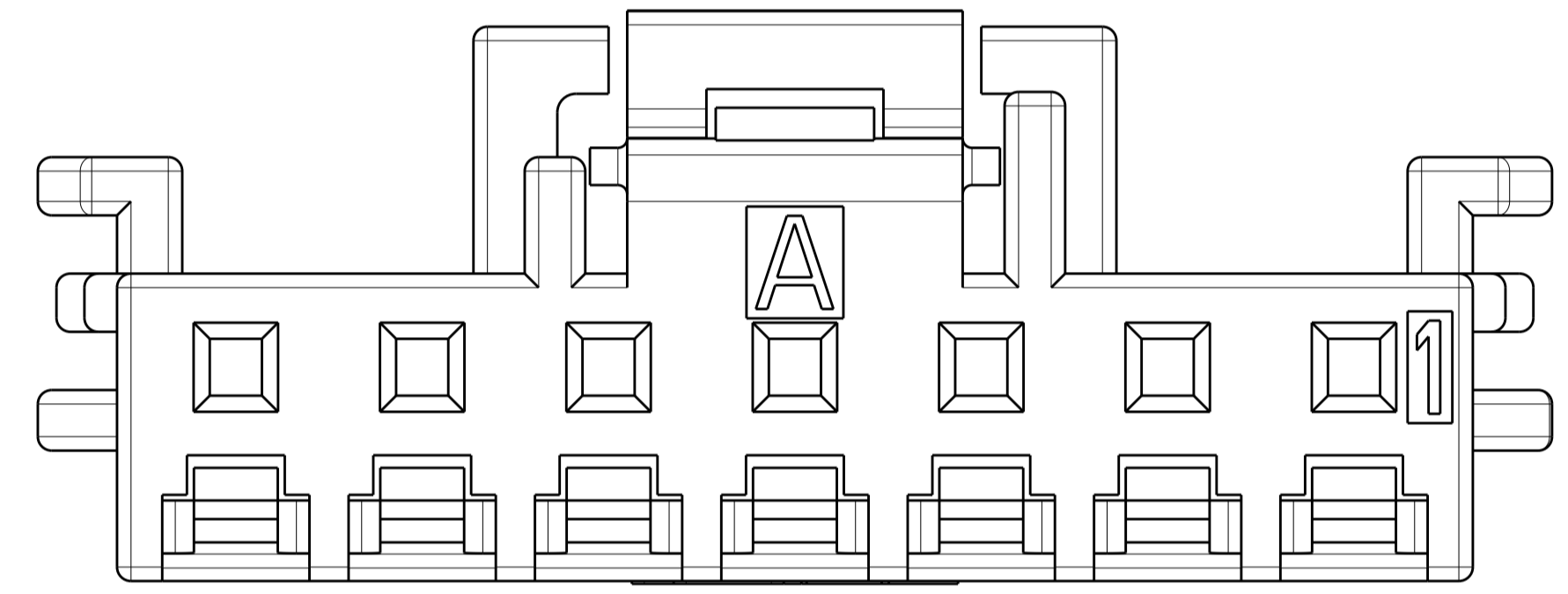
5 POSITION



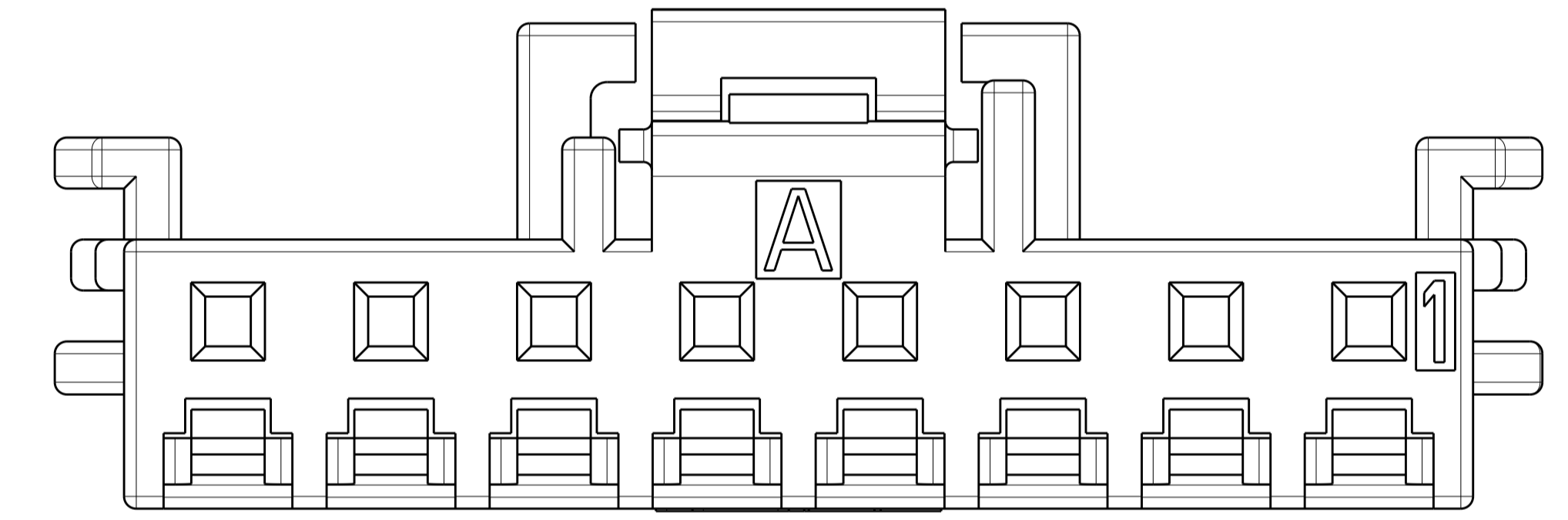
6 POSITION



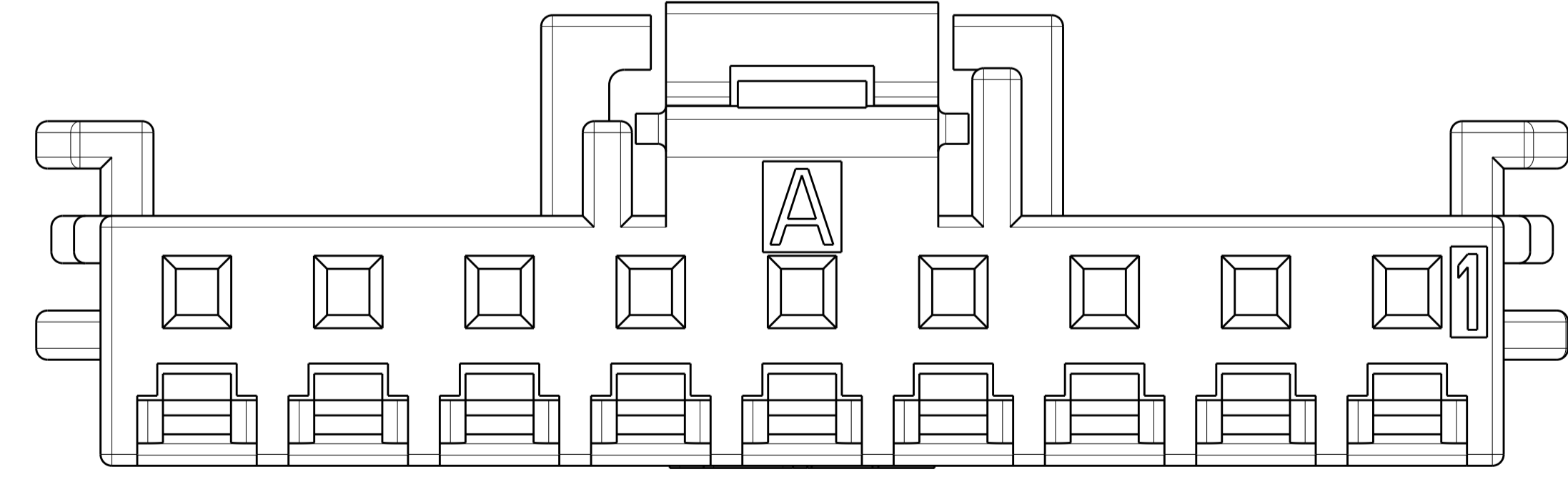
7 POSITION



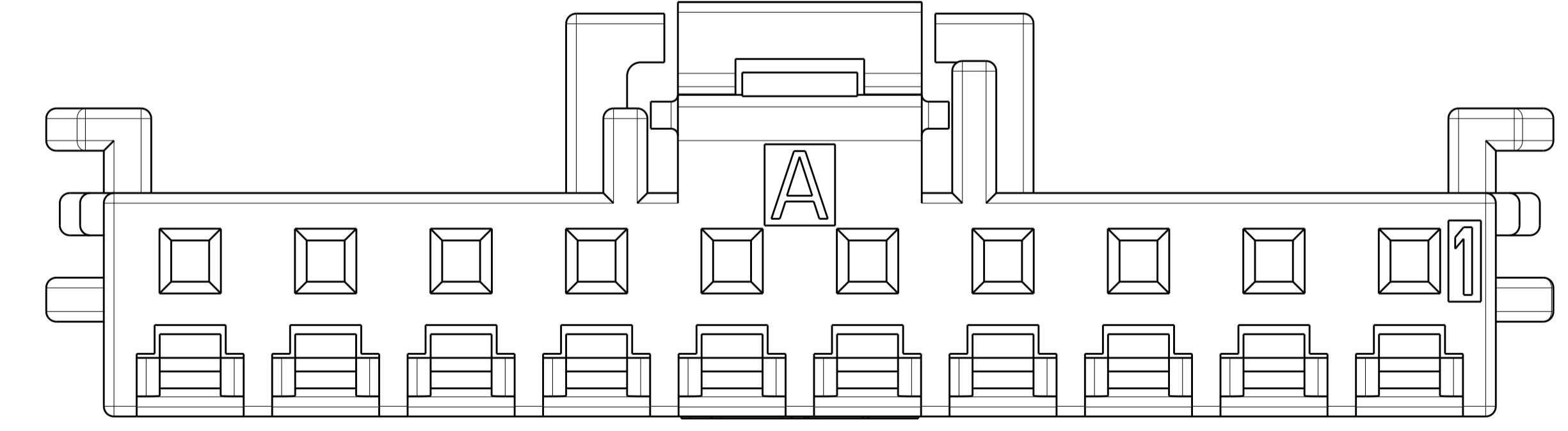
8 POSITION



9 POSITION



10 POSITION



THIS DRAWING IS A CONTROLLED DOCUMENT.		DWN B. WEAVER 21JUN2019 CHK C. YI 21JUN2019 APVD T. BENCHOFF 21JUN2019		NAME PLUG HOUSING, SGI 2.0
DIMENSIONS: mm 	TOLERANCES UNLESS OTHERWISE SPECIFIED: 0 PLC ± 1 PLC ± 2 PLC ± 3 PLC ± 4 PLC ± ANGLES ±	PRODUCT SPEC APPLICATION SPEC WEIGHT CUSTOMER DRAWING		SIZE CAGE CODE DRAWING NO A 00779 C=2350224
MATERIAL	FINISH	SCALE 12:1		SHEET 3 OF 3
				REV 4