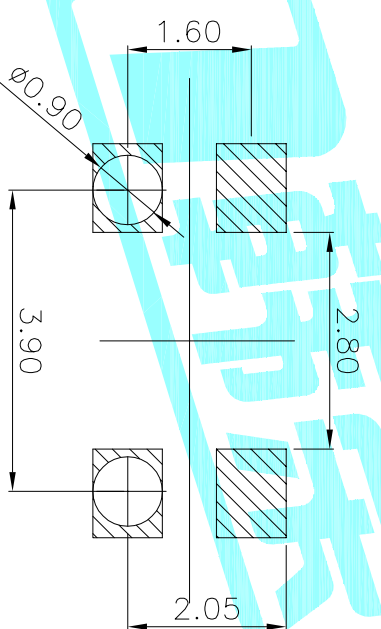
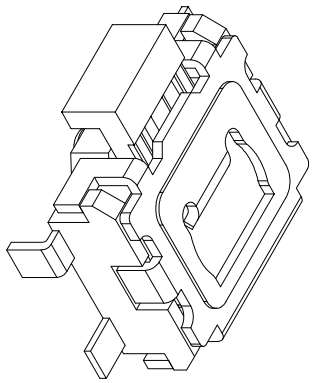
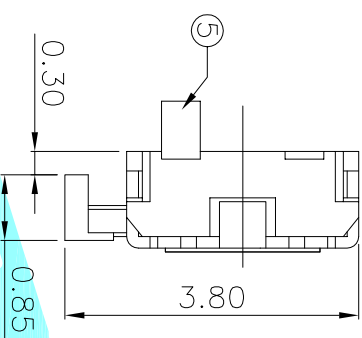
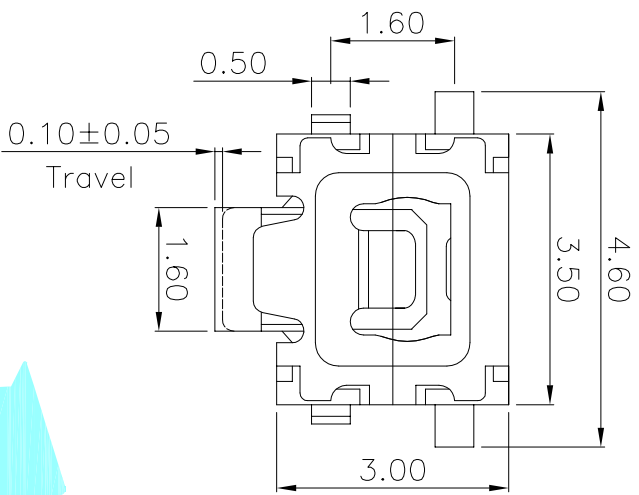
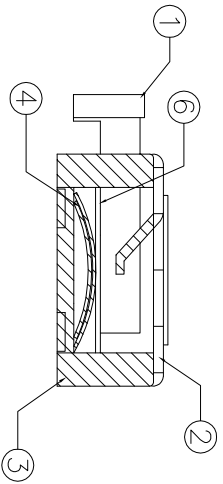
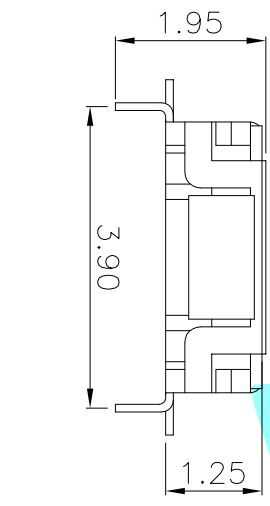


- Typical Specifications
1. Rating : DC 12V 50mA
  2. Contact Resistance:  $\leq 100m\Omega$
  3. Travel:  $0.25 \pm 0.05mm$
  4. Life : 50,000 Cycles



Circuit Diagram

PCB Layout(Pattern side)



NO.1	
PART NO	vigor
3	180±30
4	250±30

NO.2	
PART NO	MATERIAL/QTY
S	SUS/1PC

NO.3-NO.4	
PART NO	NOTE
01~99	SERIAL NUMBER

ITEM	PART NAME	TER'NO.	QTY.	MATERIAL	FINISHING	REMARK
⑥	Dust cover	---	2	Kapton film	Yellow	---
⑤	Terminal	---	4	Phosphor Bronze	Plating silver	---
④	Contact	---	1	SUS	Plating silver	---
③	Base	---	1	LCP	White	---
②	Cover	---	1	Brass	Plating silver	---
①	Knob	---	1	PA46	Black	---

APPROVALS	DATE
DRAWN J.X.Zhang	2018/8/1

CHECKED		TITLE:	
APPROVALS		TACT SWITCHS	
TOLERANCES ARE	30~以上 ±0.30 10~30 ±0.20 5~10 ±0.15 ~5 ±0.10	ANGLE	±2°
		UNIT: mm	SCALE: 1:1
		DRAWING NO.	SHEET 1 OF 1

ECN NO.	REV.	DATE.	DESCRIPTION.	CHANGE.	CHECK.	APPRO.
	A		NEW			

**HLR**  
ELECTRONICS CO.,LTD