

Panel Potentiometer

P140 Series



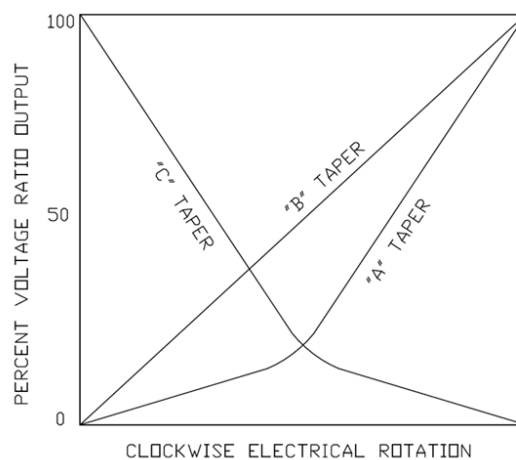
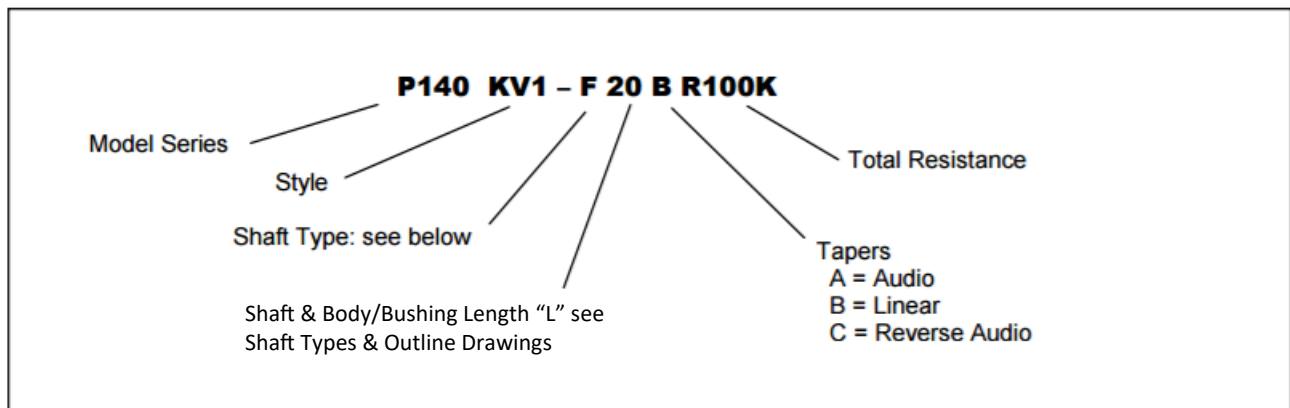
Features:

- 14 mm
- Conductive plastic element
- Dual unit
- With/without bushing
- Insulated shaft
- RoHS compliant



Model Styles

Side Adjust, without Bushing	P140KV
Side Adjust, with Bushing	P140KV1
Top Adjust, without Bushing	P140KH
Top Adjust, with Bushing	P140KH1



General Note
 TT Electronics reserves the right to make changes in product specification without notice or liability. All information is subject to TT Electronics' own data and is considered accurate at time of going to print.

TT Electronics | BI Technologies
 Circulo de la Amistad #102 PIMSA IV Mexicali B.C. Mexico C.P 21210
 Ph: +1 714 447 2345
www.ttelectronics.com/bi-technologies

Electrical Specifications

Resistance Range, Ohms	500-2M (for "B" taper) 1K-2M (for other tapers)
Standard Resistance Tolerance	± 20%
Residual Resistance	20 ohms max.
Input Voltage, maximum	50 Vac max.
Power rating, Watts	0.05w
Dielectric Strength	500Vac, 1 minute
Insulation Resistance, Minimum	100M ohms at 250Vdc
Sliding Noise	100mV max.
Gang Error (Multi-ganged)	-40dB – 0dB, ±3dB
Actual Electrical Travel, Nominal	260°

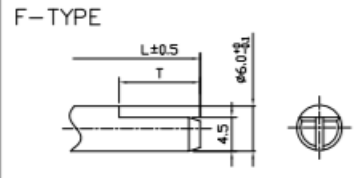
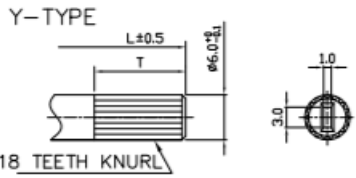
Mechanical Specifications

Total Mechanical Travel	300°± 10°
Static Stop Strength	70 oz-in
Rotational Torque	0.5 to 1.25 oz-in

Environmental Specifications

Operating Temperature Range	-20°C to +70°C
Rotational Life	30,000 cycles

Shaft Types

	F-TYPE						Y-TYPE		
									
WITH BUSHING	L	15	20	25	30		L	15	20
	T	7	12	12	12		T	7	12
WITHOUT BUSHING	L	15	20	25	30	35	L	15	20
	T	4.5	7	12	12	12	T	5	7

Standard Resistance Values, Ohms

500 1K 2K 5K 10K 20K 50K 100K 200K 500K 1MEG

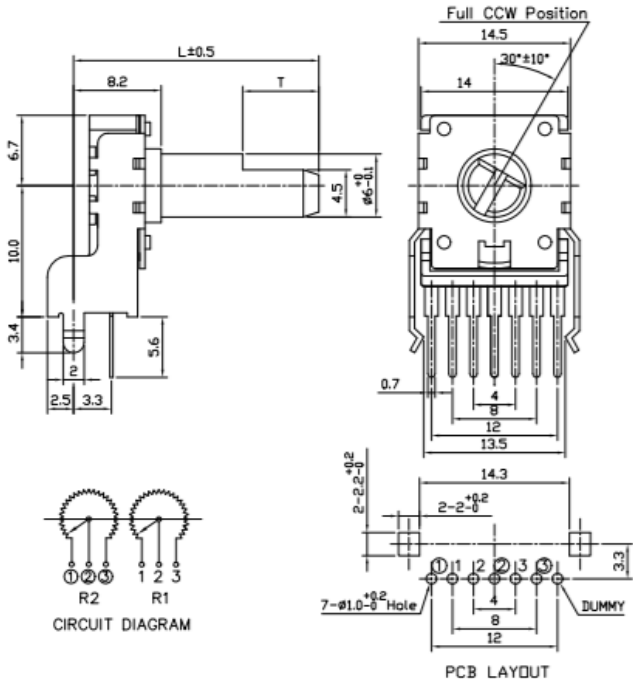
General Note

TT Electronics reserves the right to make changes in product specification without notice or liability. All information is subject to TT Electronics' own data and is considered accurate at time of going to print.

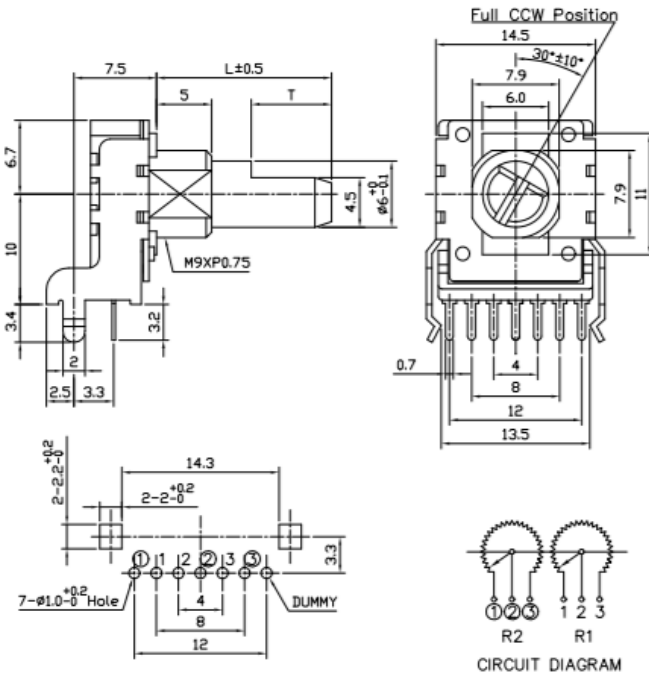


Outline Drawings

Model P140KV (Side Adjust, without Bushing)



Model P140KV1 (Side Adjust, with Bushing)

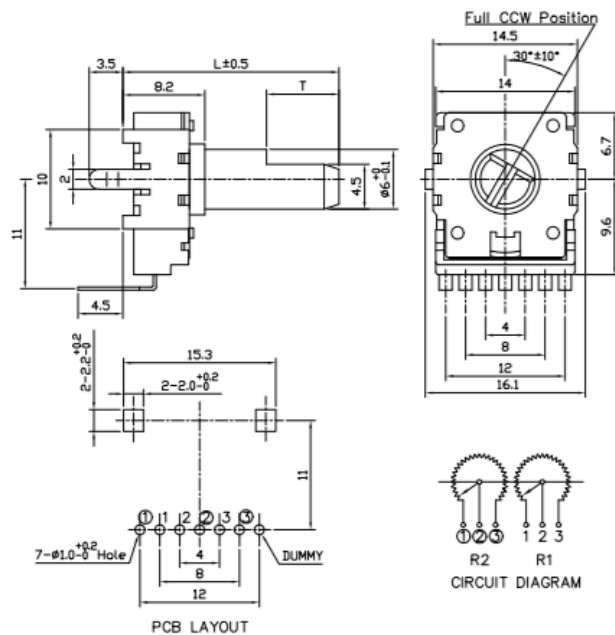


General Note
TT Electronics reserves the right to make changes in product specification without notice or liability. All information is subject to TT Electronics' own data and is considered accurate at time of going to print.

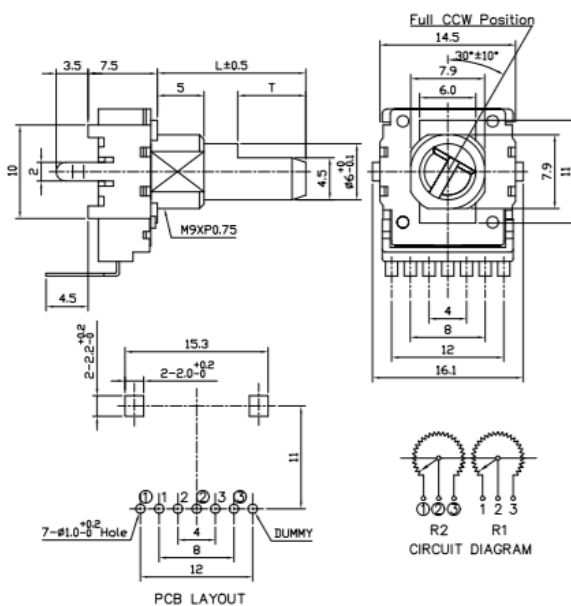
TT Electronics | BI Technologies
Circulo de la Amistad #102 PIMSA IV Mexicali B.C. Mexico C.P 21210
Ph: +1 714 447 2345
www.ttelectronics.com/bi-technologies

Outline Drawings

Model P140KH (Top Adjust, without Bushing)



Model P140KH1 (Top Adjust, with Bushing)



General Note
 TT Electronics reserves the right to make changes in product specification without notice or liability. All information is subject to TT Electronics' own data and is considered accurate at time of going to print.

TT Electronics | BI Technologies
 Circulo de la Amistad #102 PIMSA IV Mexicali B.C. Mexico C.P 21210
 Ph: +1 714 447 2345
www.ttelectronics.com/bi-technologies

Mouser Electronics

Authorized Distributor

Click to View Pricing, Inventory, Delivery & Lifecycle Information:

TT Electronics:

[P140KV-Y15AR50K](#) [P140KV1-Y20CR50K](#) [P140KV1-F20AR50K](#) [P140KV1-F20BR20K](#) [P140KH-F20CR50K](#)
[P140KH-F20BR5K](#) [P140KV1-F25BR10K](#) [P140KH1-F20AR5K](#) [P140KH1-F25BR10K](#) [P140KH-F20BR10K](#) [P140KH-](#)
[F20AR50K](#) [P140KH1-F15AR50K](#) [P140KH1-F20CR50K](#) [P140KH1-F25AR100K](#) [P140KH1-F25BR100K](#) [P140KH1-](#)
[F15BR5K](#) [P140KH-F20AR10K](#) [P140KH-Y15BR50K](#) [P140KH1-F25BR1K](#) [P140KH1-F15BR20K](#) [P140KH-F20BR50K](#)
[P140KH1-Y20AR20K](#)