

**FEATURES**

- Planar Die Construction
- General Purpose, Medium Current
- Ideally Suited for Automated Assembly Processes
- Available in Lead Free Version

**Maximum Ratings(Ta=25°C unless otherwise specified)**

| Characteristic | Symbol | Value | Unit |
|--|-----------------------------------|------------|------|
| Forward Voltage (Note 2) @ I _F = 10mA | V _F | 0.9 | V |
| Power Dissipation(Note 1) | P _d | 200 | mW |
| Thermal Resistance from Junction to Ambient | R _{θJA} | 625 | °C/W |
| Operation Junction and Storage Temperature Range | T _J , T _{stg} | -55 ~ +150 | °C |

Notes: 1. Mounted on 1 in² FR-4 board with 2oz. Copper, in a still air environment with Ta=25 °C.
2. Short duration test pulse used to minimize self-heating effect



ZENER DIODE

ELECTRICAL CHARACTERISTICS $T_a=25^\circ\text{C}$ unless otherwise specified

| Type Number | Type Code | Zener Voltage Range (Note 2) | | | | Maximum Zener Impedance (Note 3) | | | Maximum Reverse Current | | Typical Temperature Coefficient @ I_{ZTC} mV/ $^\circ\text{C}$ | | Test Current I_{ZTC} mA |
|-------------|-----------|------------------------------|--------|--------|----------|----------------------------------|-----------------|---------------|-------------------------|-------|---|------|------------------------------|
| | | $V_Z@I_{ZT}$ | | | I_{ZT} | $Z_{ZT}@I_{ZT}$ | $Z_{ZK}@I_{ZK}$ | I_{ZK} | I_R | V_R | Min | Max | |
| | | Nom(V) | Min(V) | Max(V) | mA | Ω | mA | μA | V | | | | |
| BZT52B2V4S | 2WX | 2.4 | 2.35 | 2.45 | 5 | 100 | 600 | 1.0 | 50 | 1.0 | -3.5 | 0 | 5 |
| BZT52B2V7S | 2W1 | 2.7 | 2.65 | 2.75 | 5 | 100 | 600 | 1.0 | 20 | 1.0 | -3.5 | 0 | 5 |
| BZT52B3V0S | 2W2 | 3.0 | 2.94 | 3.06 | 5 | 95 | 600 | 1.0 | 10 | 1.0 | -3.5 | 0 | 5 |
| BZT52B3V3S | 2W3 | 3.3 | 3.23 | 3.37 | 5 | 95 | 600 | 1.0 | 5 | 1.0 | -3.5 | 0 | 5 |
| BZT52B3V6S | 2W4 | 3.6 | 3.53 | 3.67 | 5 | 90 | 600 | 1.0 | 5 | 1.0 | -3.5 | 0 | 5 |
| BZT52B3V9S | 2W5 | 3.9 | 3.82 | 3.98 | 5 | 90 | 600 | 1.0 | 3 | 1.0 | -3.5 | 0 | 5 |
| BZT52B4V3S | 2W6 | 4.3 | 4.21 | 4.39 | 5 | 90 | 600 | 1.0 | 3 | 1.0 | -3.5 | 0 | 5 |
| BZT52B4V7S | 2W7 | 4.7 | 4.61 | 4.79 | 5 | 80 | 500 | 1.0 | 3 | 2.0 | -3.5 | 0.2 | 5 |
| BZT52B5V1S | 2W8 | 5.1 | 5.00 | 5.20 | 5 | 60 | 480 | 1.0 | 2 | 2.0 | -2.7 | 1.2 | 5 |
| BZT52B5V6S | 2W9 | 5.6 | 5.49 | 5.71 | 5 | 40 | 400 | 1.0 | 1 | 2.0 | -2.0 | 2.5 | 5 |
| BZT52B6V2S | 2WA | 6.2 | 6.08 | 6.32 | 5 | 10 | 150 | 1.0 | 3 | 4.0 | 0.4 | 3.7 | 5 |
| BZT52B6V8S | 2WB | 6.8 | 6.66 | 6.94 | 5 | 15 | 80 | 1.0 | 2 | 4.0 | 1.2 | 4.5 | 5 |
| BZT52B7V5S | 2WC | 7.5 | 7.35 | 7.65 | 5 | 15 | 80 | 1.0 | 1 | 5.0 | 2.5 | 5.3 | 5 |
| BZT52B8V2S | 2WD | 8.2 | 8.04 | 8.36 | 5 | 15 | 80 | 1.0 | 0.7 | 5.0 | 3.2 | 6.2 | 5 |
| BZT52B9V1S | 2WE | 9.1 | 8.92 | 9.28 | 5 | 15 | 100 | 1.0 | 0.5 | 6.0 | 3.8 | 7.0 | 5 |
| BZT52B10S | 2WF | 10 | 9.80 | 10.20 | 5 | 20 | 150 | 1.0 | 0.2 | 7.0 | 4.5 | 8.0 | 5 |
| BZT52B11S | 2WG | 11 | 10.78 | 11.22 | 5 | 20 | 150 | 1.0 | 0.1 | 8.0 | 5.4 | 9.0 | 5 |
| BZT52B12S | 2WH | 12 | 11.76 | 12.24 | 5 | 25 | 150 | 1.0 | 0.1 | 8.0 | 6.0 | 10.0 | 5 |
| BZT52B13S | 2WI | 13 | 12.74 | 13.26 | 5 | 30 | 170 | 1.0 | 0.1 | 8.0 | 7.0 | 11.0 | 5 |
| BZT52B15S | 2WJ | 15 | 14.70 | 15.30 | 5 | 30 | 200 | 1.0 | 0.1 | 10.5 | 9.2 | 13.0 | 5 |
| BZT52B16S | 2WK | 16 | 15.68 | 16.32 | 5 | 40 | 200 | 1.0 | 0.1 | 11.2 | 10.4 | 14.0 | 5 |
| BZT52B18S | 2WL | 18 | 17.64 | 18.36 | 5 | 45 | 225 | 1.0 | 0.1 | 12.6 | 12.4 | 16.0 | 5 |
| BZT52B20S | 2WM | 20 | 19.60 | 20.40 | 5 | 55 | 225 | 1.0 | 0.1 | 14.0 | 14.4 | 18.0 | 5 |
| BZT52B22S | 2WN | 22 | 21.56 | 22.44 | 5 | 55 | 250 | 1.0 | 0.1 | 15.4 | 16.4 | 20.0 | 5 |
| BZT52B24S | 2WO | 24 | 23.52 | 24.48 | 5 | 70 | 250 | 1.0 | 0.1 | 16.8 | 18.4 | 22.0 | 5 |
| BZT52B27S | 2WP | 27 | 26.46 | 27.54 | 2 | 80 | 300 | 0.5 | 0.1 | 18.9 | 21.4 | 25.3 | 2 |
| BZT52B30S | 2WQ | 30 | 29.40 | 30.60 | 2 | 80 | 300 | 0.5 | 0.1 | 21.0 | 24.4 | 29.4 | 2 |
| BZT52B33S | 2WR | 33 | 32.34 | 33.66 | 2 | 80 | 325 | 0.5 | 0.1 | 23.1 | 27.4 | 33.4 | 2 |
| BZT52B36S | 2WS | 36 | 35.28 | 36.72 | 2 | 90 | 350 | 0.5 | 0.1 | 25.2 | 30.4 | 37.4 | 2 |
| BZT52B39S | 2WT | 39 | 38.22 | 39.78 | 2 | 130 | 350 | 0.5 | 0.1 | 27.3 | 33.4 | 41.2 | 2 |
| BZT52B43S | 2WU | 43 | 41.16 | 43.84 | 2 | 130 | 350 | 0.5 | 0.1 | 29.4 | 36.4 | 45.2 | 2 |

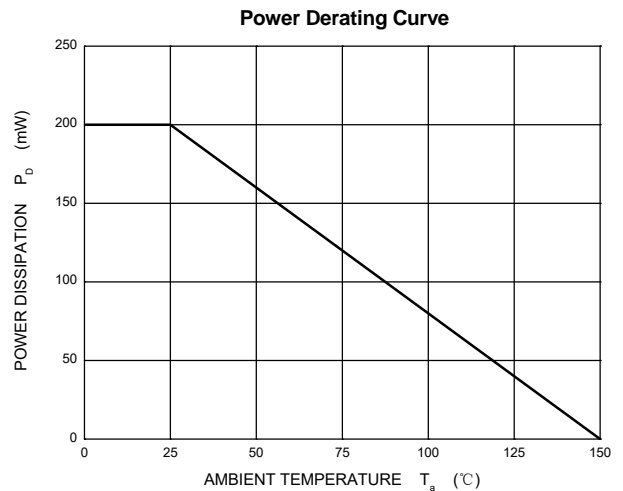
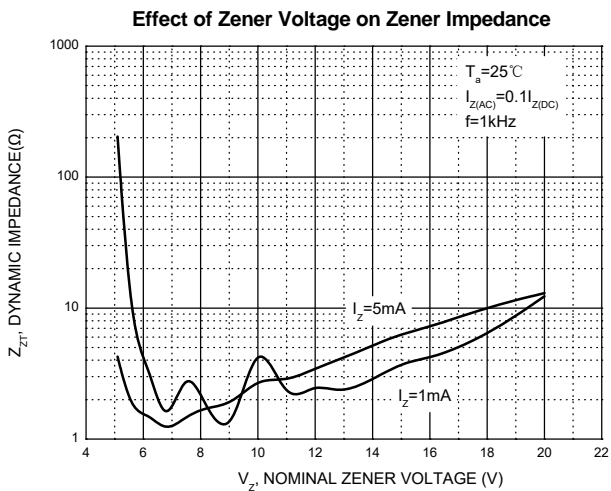
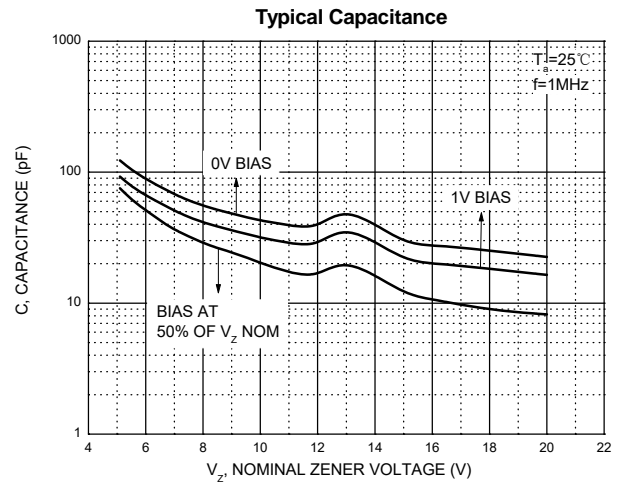
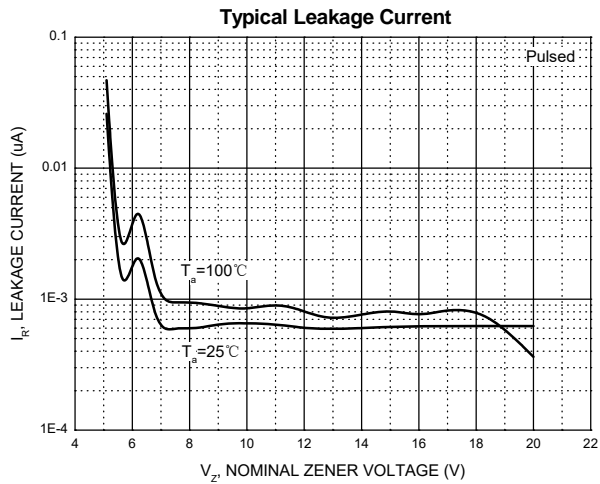
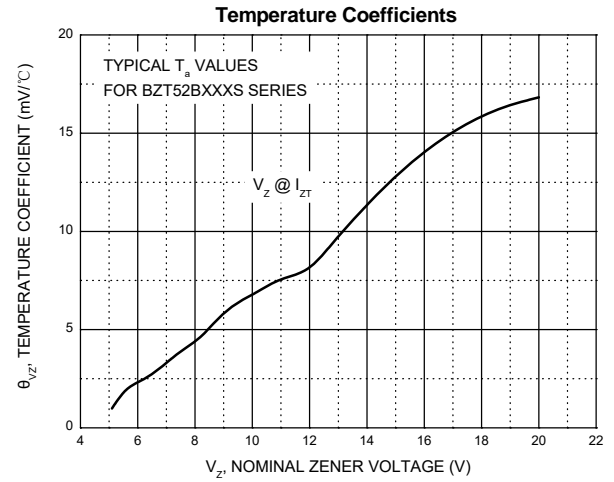
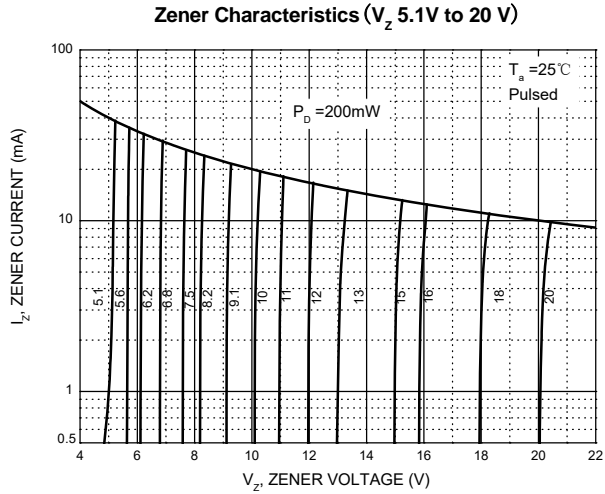
Notes: 1. Mounted on 1 in² FR-4 board with 2oz. Copper, in a still air environment with $T_a=25^\circ\text{C}$.

2. Short duration test pulse used to minimize self-heating effect

3. $f = 1\text{kHz}$

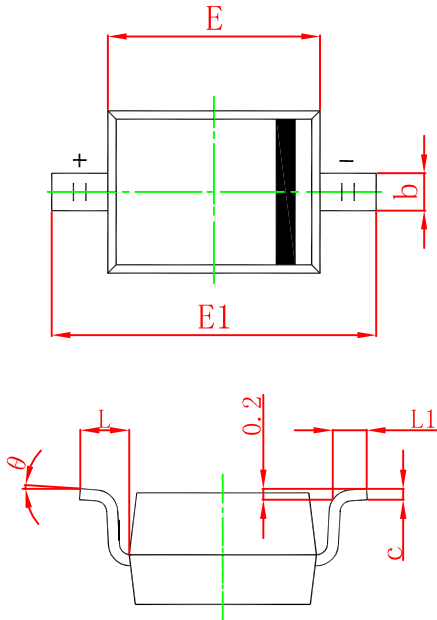


Typical Characteristics



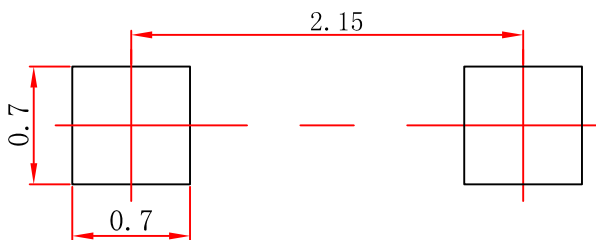


SOD-323 Package Outline Dimensions



| Symbol | Dimensions In Millimeters | | Dimensions In Inches | |
|--------|---------------------------|-------|----------------------|-------|
| | Min | Max | Min | Max |
| A | | 1.100 | | 0.043 |
| A1 | 0.000 | 0.100 | 0.000 | 0.004 |
| A2 | 0.800 | 1.000 | 0.031 | 0.039 |
| b | 0.250 | 0.350 | 0.010 | 0.014 |
| c | 0.080 | 0.150 | 0.003 | 0.006 |
| D | 1.200 | 1.400 | 0.047 | 0.055 |
| E | 1.600 | 1.800 | 0.063 | 0.071 |
| E1 | 2.500 | 2.750 | 0.098 | 0.108 |
| L | 0.475 REF | | 0.019 REF | |
| L1 | 0.250 | 0.400 | 0.010 | 0.016 |
| θ | 0° | 8° | 0° | 8° |

SOD-323 Suggested Pad Layout



Note:

1. Controlling dimension: in millimeters.
2. General tolerance: $\pm 0.05\text{mm}$.
3. The pad layout is for reference purposes only.