

3A, 20V - 200V Schottky Barrier Surface Mount Rectifier

FEATURES

- Low power loss, high efficiency
- Ideal for automated placement
- Guard ring for overvoltage protection
- High surge current capability
- Moisture sensitivity level: level 1, per J-STD-020
- RoHS Compliant
- Halogen-free according to IEC 61249-2-21

APPLICATIONS

- Switching mode power supply (SMPS)
- Adapters
- Lighting application
- Converter

MECHANICAL DATA

- Case: DO-214AA (SMB)
- Molding compound meets UL 94V-0 flammability rating
- Terminal: Matte tin plated leads, solderable per J-STD-002
- Meet JESD 201 class 2 whisker test
- Polarity: Indicated by cathode band
- Weight: 0.100g (approximately)

KEY PARAMETERS		
PARAMETER	VALUE	UNIT
I_F	3	A
V_{RRM}	20 - 200	V
I_{FSM}	70	A
T_{JMAX}	125, 150	°C
Package	DO-214AA (SMB)	
Configuration	Single die	



DO-214AA (SMB)



ABSOLUTE MAXIMUM RATINGS ($T_A = 25^\circ\text{C}$ unless otherwise noted)											
PARAMETER	SYMBOL	SK 32B	SK 33B	SK 34B	SK 35B	SK 36B	SK 39B	SK 310B	SK 315B	SK 320B	UNIT
Marking code on the device		SK 32B	SK 33B	SK 34B	SK 35B	SK 36B	SK 39B	SK 310B	SK 315B	SK 320B	
Repetitive peak reverse voltage	V_{RRM}	20	30	40	50	60	90	100	150	200	V
Reverse voltage, total rms value	$V_{R(RMS)}$	14	21	28	35	42	63	70	105	140	V
Forward current	I_F	3									A
Surge peak forward current, 8.3ms single half sine-wave superimposed on rated load	I_{FSM}	70									A
Critical rate of rise of off-state voltage	dV/dt	10,000									V/ μs
Junction temperature	T_J	- 55 to +125				- 55 to +150					°C
Storage temperature	T_{STG}	- 55 to +150									°C

THERMAL PERFORMANCE

PARAMETER	SYMBOL	TYP	UNIT
Junction-to-lead thermal resistance	$R_{\theta JL}$	23	°C/W
Junction-to-ambient thermal resistance	$R_{\theta JA}$	63	°C/W

ELECTRICAL SPECIFICATIONS (TA = 25°C unless otherwise noted)

PARAMETER	CONDITIONS	SYMBOL	TYP	MAX	UNIT						
Forward voltage ⁽¹⁾	$I_F = 3A, T_J = 25^\circ C$	V_F	-	0.50	V						
			-	0.75	V						
			-	0.85	V						
			-	0.95	V						
			Reverse current @ rated V_R ⁽²⁾	$T_J = 25^\circ C$	I_R	-	500	μA			
						-	100	μA			
						Reverse current @ rated V_R ⁽²⁾	$T_J = 100^\circ C$	I_R	-	10	mA
									-	5	mA
									-	-	mA
Reverse current @ rated V_R ⁽²⁾	$T_J = 125^\circ C$	I_R							-	-	mA
									-	-	mA
									-	2	mA

Notes:

1. Pulse test with PW = 0.3ms
2. Pulse test with PW = 30ms

ORDERING INFORMATION

ORDERING CODE⁽¹⁾	PACKAGE	PACKING
SK3xB	DO-214AA (SMB)	3,000 / Tape & Reel

Notes:

1. "x" defines voltage from 20V(SK32B) to 200V(SK320B)

CHARACTERISTICS CURVES

($T_A = 25^\circ\text{C}$ unless otherwise noted)

Fig.1 Forward Current Derating Curve

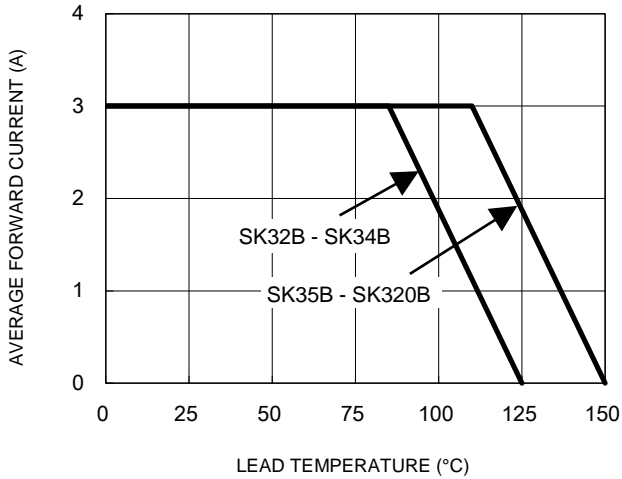


Fig.2 Typical Junction Capacitance

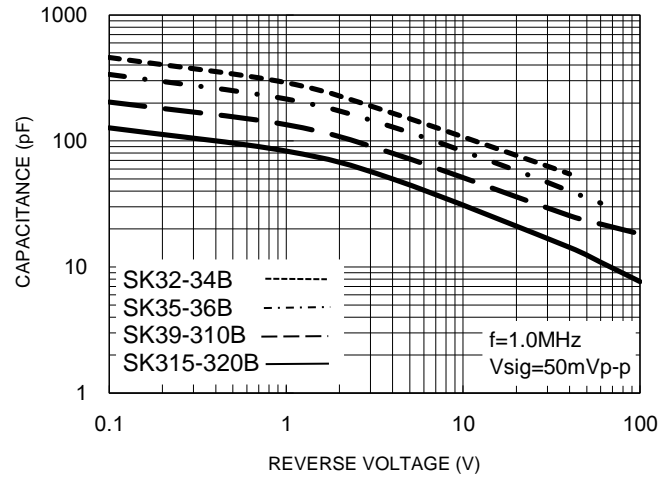


Fig.3 Typical Reverse Characteristics

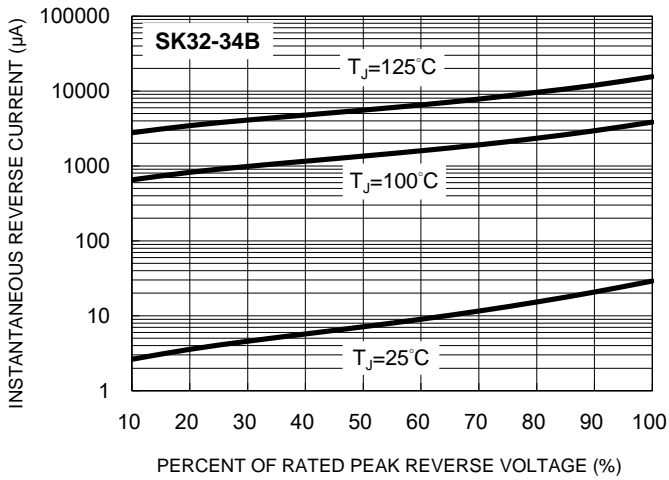


Fig.4 Typical Forward Characteristics

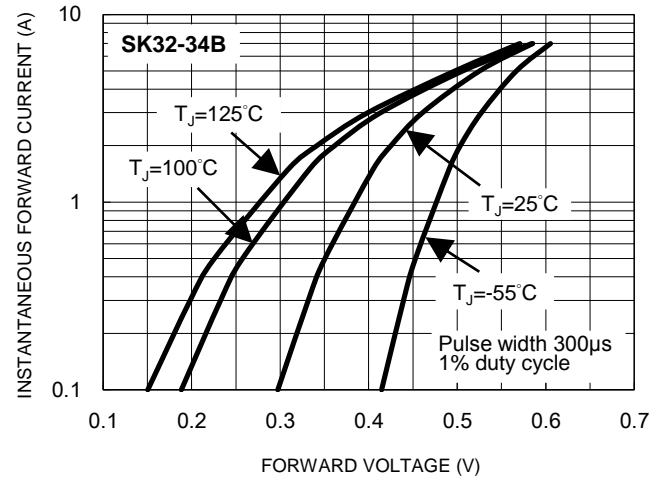


Fig.5 Typical Reverse Characteristics

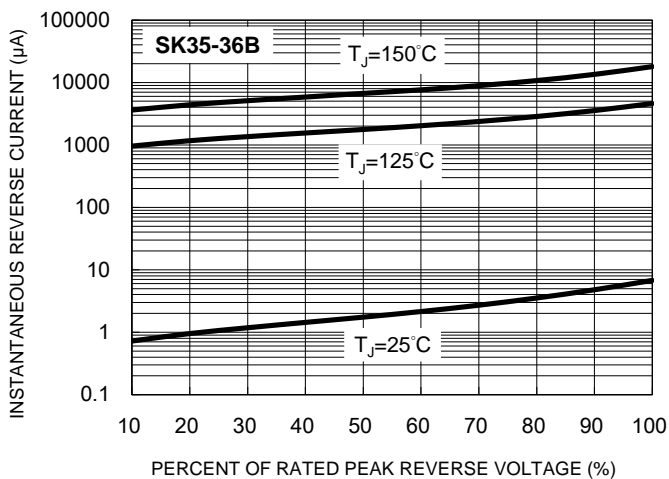
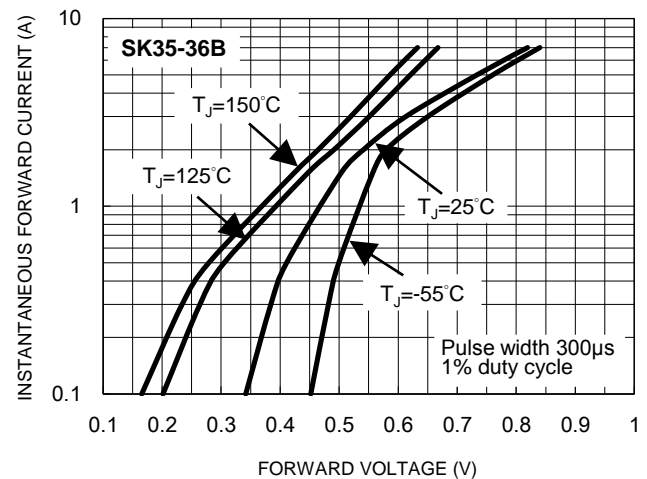


Fig.6 Typical Forward Characteristics



CHARACTERISTICS CURVES

($T_A = 25^\circ\text{C}$ unless otherwise noted)

Fig.7 Typical Reverse Characteristics

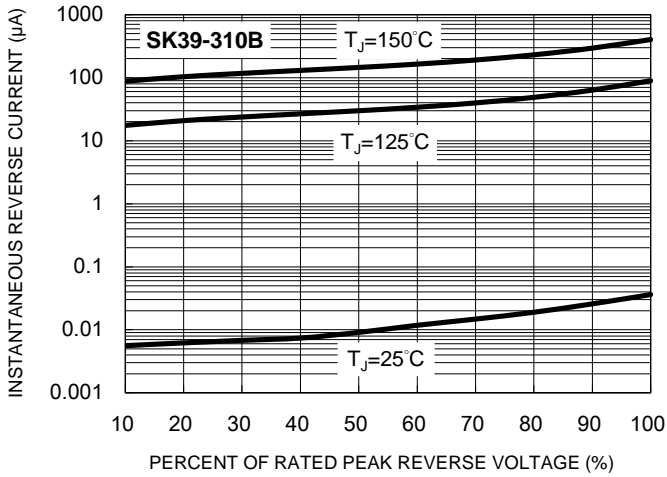


Fig.8 Typical Forward Characteristics

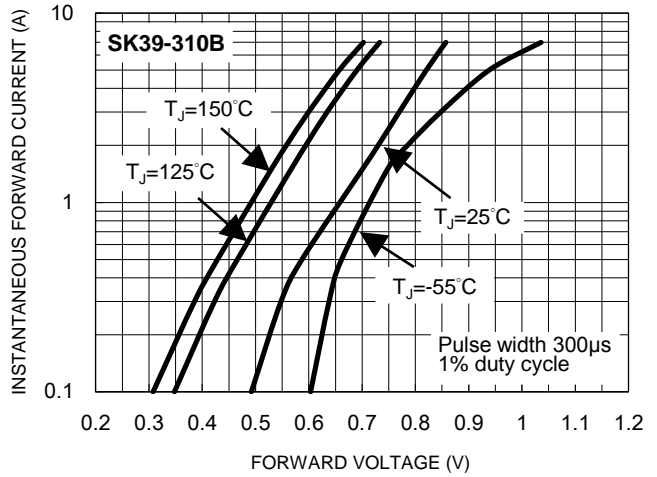


Fig.9 Typical Reverse Characteristics

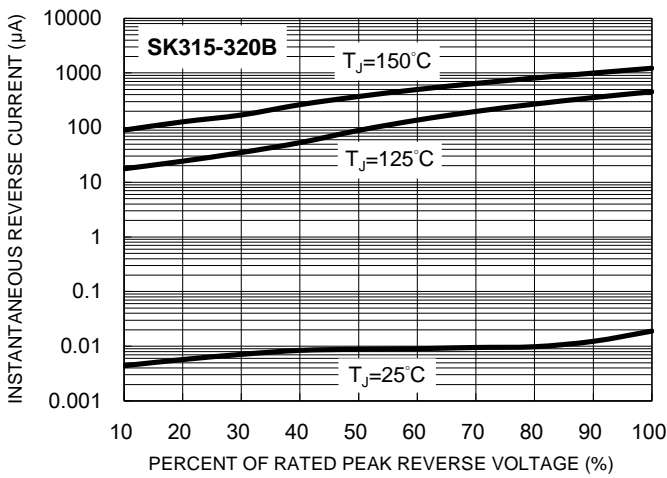


Fig.10 Typical Forward Characteristics

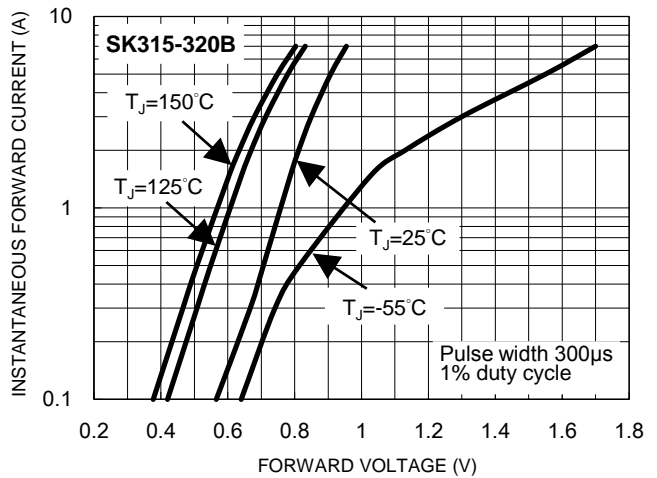
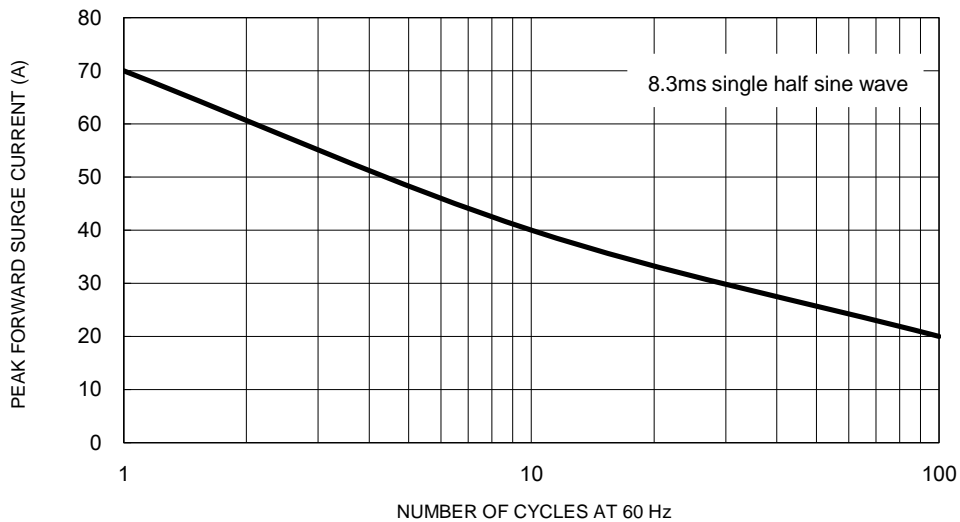


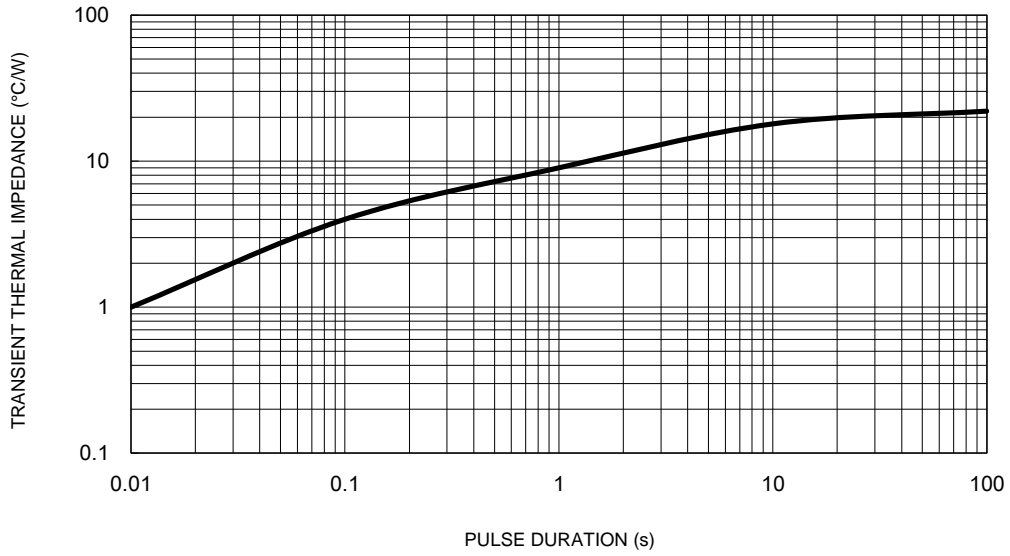
Fig.11 Maximum Non-Repetitive Forward Surge Current



CHARACTERISTICS CURVES

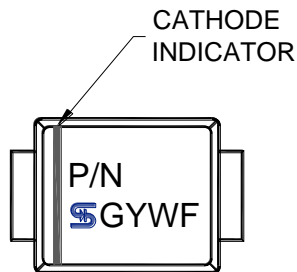
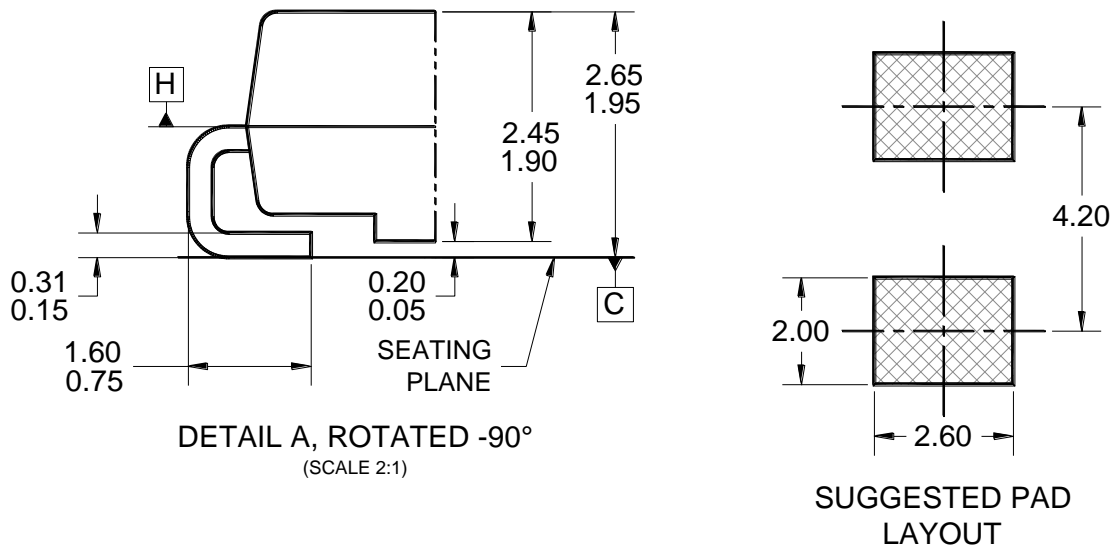
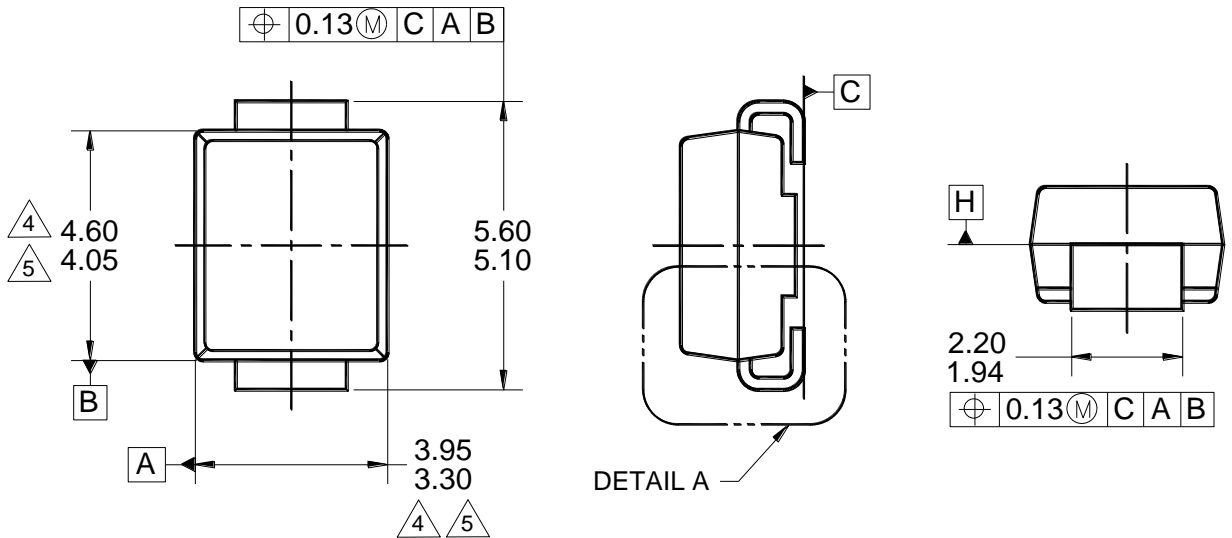
($T_A = 25^\circ\text{C}$ unless otherwise noted)

Fig.12 Typical Transient Thermal Characteristics



PACKAGE OUTLINE DIMENSIONS

DO-214AA (SMB)



MARKING DIAGRAM

P/N = MARKING CODE
G = GREEN COMPOUND
YW = DATE CODE
F = FACTORY CODE

NOTES: UNLESS OTHERWISE SPECIFIED

1. ALL DIMENSIONS ARE IN MILLIMETERS.
2. DIMENSIONING AND TOLERANCING PER ASME Y14.5M-1994.
3. PACKAGE OUTLINE REFERENCE: JEDEC DO-214, VARIATION AA, ISSUE D.
4. MOLDED PLASTIC BODY DIMENSIONS DO NOT INCLUDE MOLD FLASH.
5. MOLDED PLASTIC BODY LATERAL DIMENSIONS TO BE DETERMINED AT DATUM PLANE H.
6. DWG NO. REF: HQ2SD07-DO214SMB-035 REV A.

Notice

Specifications of the products displayed herein are subject to change without notice. TSC or anyone on its behalf assumes no responsibility or liability for any errors or inaccuracies.

Purchasers are solely responsible for the choice, selection, and use of TSC products and TSC assumes no liability for application assistance or the design of Purchasers' products.

Information contained herein is intended to provide a product description only. No license, express or implied, to any intellectual property rights is granted by this document. Except as provided in TSC's terms and conditions of sale for such products, TSC assumes no liability whatsoever, and disclaims any express or implied warranty, relating to sale and/or use of TSC products including liability or warranties relating to fitness for a particular purpose, merchantability, or infringement of any patent, copyright, or other intellectual property right.

The products shown herein are not designed for use in medical, life-saving, or life-sustaining applications. Customers using or selling these products for use in such applications do so at their own risk and agree to fully indemnify TSC for any damages resulting from such improper use or sale.

Mouser Electronics

Authorized Distributor

Click to View Pricing, Inventory, Delivery & Lifecycle Information:

Taiwan Semiconductor:

[SK315B](#) [SK310B](#) [SK32B](#) [SK33B](#) [SK34B](#) [SK35B](#) [SK36B](#) [SK39B](#) [SK320B](#) [SK315B R4](#) [SK315B R5G](#)
[SK33BHR5](#) [SK34B R5](#) [SK35BHR5](#) [SK310BHR5G](#) [SK34BHR4G](#) [SK36B R4G](#) [SK32B R5](#) [SK35BHR5G](#) [SK34B](#)
[R4G](#) [SK315BHR4](#) [SK320B R5](#) [SK315B R4G](#) [SK320BHR5G](#) [SK39B R5](#) [SK36B R5](#) [SK310BHR4G](#) [SK320B R4](#)
[SK33B R5](#) [SK320BHR4G](#) [SK33BHR4](#) [SK32B R5G](#) [SK32BHR4](#) [SK39BHR5G](#) [SK35B R5G](#) [SK33BHR5G](#)
[SK36BHR4](#) [SK35BHR4](#) [SK32BHR5](#) [SK32BHR4G](#) [SK39BHR4G](#) [SK35B R4](#) [SK310B R5G](#) [SK35BHR4G](#)
[SK36BHR5](#) [SK310BHR4](#) [SK33B R5G](#) [SK39B R4G](#) [SK315BHR4G](#) [SK310BHR5](#) [SK34B R5G](#) [SK34BHR5](#)
[SK34BHR4](#) [SK315BHR5](#) [SK39B R5G](#) [SK320B R5G](#) [SK36B R5G](#) [SK315B R5](#) [SK36BHR5G](#) [SK320BHR5](#)
[SK33BHR4G](#) [SK34BHR5G](#) [SK39BHR4](#) [SK35B R4G](#) [SK36BHR4G](#) [SK33B R4G](#) [SK310B R4](#) [SK315BHR5G](#)
[SK32B R4G](#) [SK32BHR5G](#) [SK320BHR4](#) [SK39BHR5](#) [SK310B R4G](#) [SK34B R4](#) [SK320B R4G](#) [SK310B R5](#) [SK36B](#)
[R4](#) [SK33B R4](#) [SK32B R4](#) [SK35B R5](#) [SK39B R4](#) [SK310B M4G](#) [SK310BHM4G](#) [SK315B M4G](#) [SK315BHM4G](#)
[SK320B M4G](#) [SK320BHM4G](#) [SK34B M4G](#) [SK34BHM4G](#) [SK35B M4G](#) [SK35BHM4G](#) [SK36B M4G](#) [SK36BHM4G](#)
[SK39B M4G](#) [SK39BHM4G](#) [SK32B M4G](#) [SK32BHM4G](#) [SK33B M4G](#) [SK33BHM4G](#) [SK310BH](#)