



Oscar 40

5G/4G, Dual Band Wi-Fi and ISM Omnidirectional Wall/Pole Mount Antenna



General Description

The Oscar 40 is a great antenna solution covering many popular frequencies in use today. Its radome is UV and water resistant making it a great outdoor antenna.

Suitable for discreet omni antenna applications, where a longer one is undesirable, the antenna out-performs many of the larger variants. It is fitted with an aluminium bracket for wall mounting and supplied with a clamp for fitting to a standard mast.

Supplied as standard with an SMA male connector and 5m or 10m of cable. Alternative connectors or cable lengths can be specified for small volume orders.

Key Features

- Supports 5G NR / 4G LTE / 3G UMTS / 2G Quad-band GSM
- Supports Dual band Wi-Fi 2.4 GHz and 5 GHz
- Supports Bluetooth / Zigbee / IEEE 802.15.4 / ISM 2.4 GHz / ISM 5.8 GHz
- Supports LoRa / Sigfox / ISM 868 MHz / ISM 915 MHz
- Compact size
- Wall or pole mount

Additional Considerations

- RFID, ISM, Wi-Fi bridging
- Public wireless systems
- Covers cellular/PCS (US and worldwide)

○ Wall/Pole	5G New Radio	4G LTE	3G UMTS	2G GSM
LTE Cat M	LTE NB IoT	NR NB IoT	ISM 868	ISM 915
ISM 2.4G	ISM 5.8G	WiFi 2.4G & 5G	WiFi 4 802.11n	WiFi 5 802.11ac
WiFi 6 802.11ax	WLAN 2400	WLAN 5800	IEEE 802.15.4	BLE Bluetooth
AoA Bluetooth	AoD Bluetooth	ZB Zigbee	LoRa Wireless	SF Sigfox
HNT Helium	W Weightless	Z Wave		



Oscar 40

5G/4G, Dual Band Wi-Fi and ISM Omnidirectional Wall/Pole Mount Antenna

Electrical Specifications

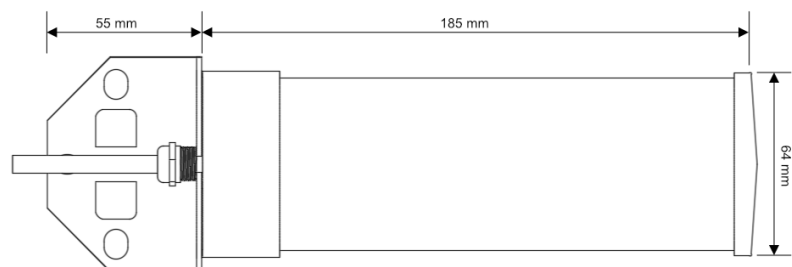
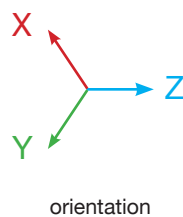
Impedance:	50 Ohm
Polarization:	Vertical
Max Input Power:	50 W
Ground plane independent:	Yes

Environmental Specifications

Operating Temperature range:	-40°C to 70 °C
Storage Temperature range:	-50°C to 75 °C

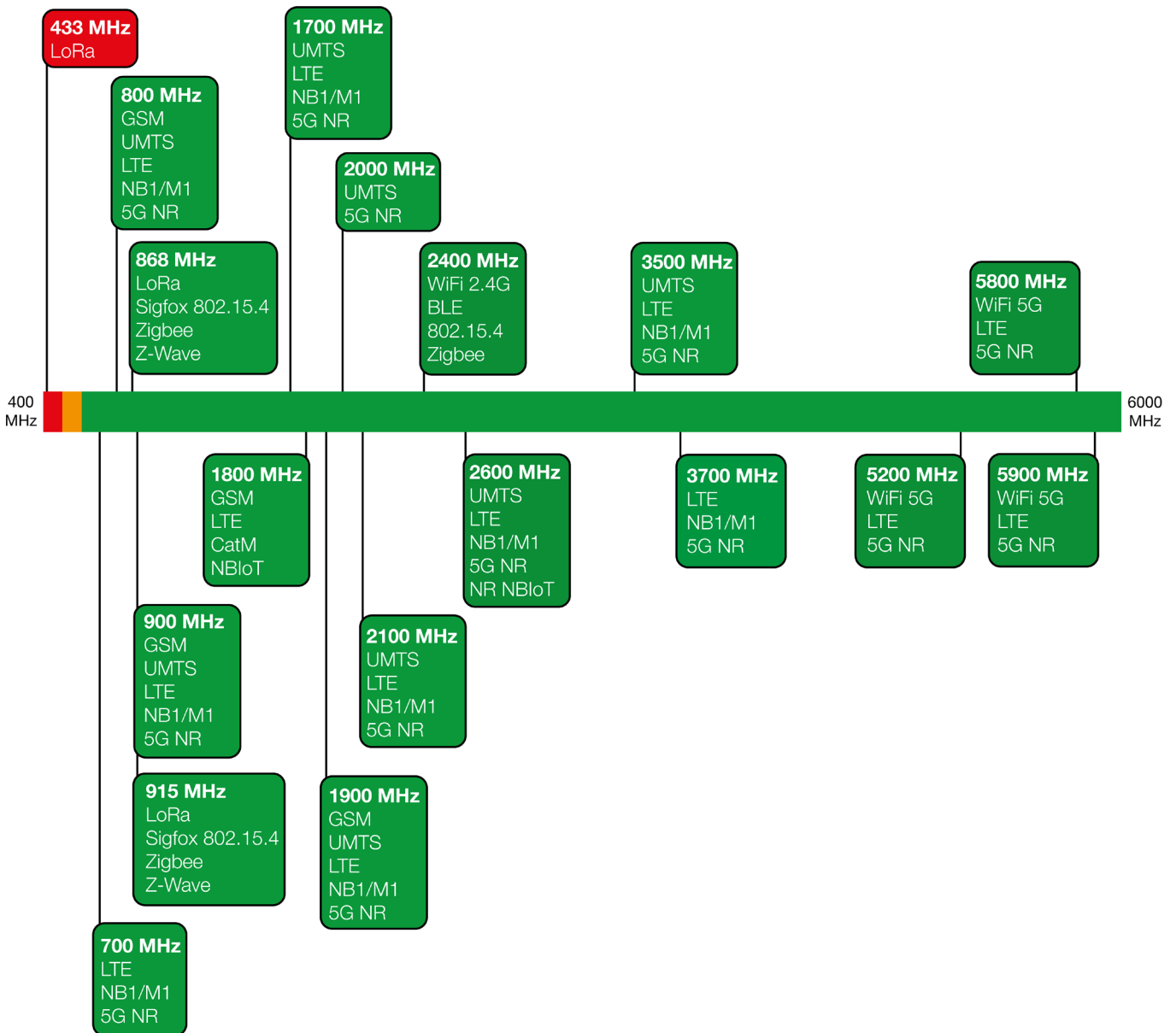
Mechanical Specifications

Dimensions:	185 x 60 mm Diameter
Weight:	400 g
Connector:	SMA Male
Mounting method:	Low Loss Cable
Housing materials:	Aluminium (radiator), PVC with UV protection (radome)





Spectrum Coverage



● Suitable band

● Adequate band in good signal conditions

● Likely to be unsuitable



Oscar 40

5G/4G, Dual Band Wi-Fi and ISM Omnidirectional Wall/Pole Mount Antenna

Usable Cellular Frequency Support (410 MHz – 1900 MHz)

	410	450	600	700	800	850	900	1500	1600	1700	1800	1900
GSM Bands:						●	●				●	●
UMTS Bands:				●	●	●	●	●		●	●	●
LTE Bands:			●	●	●	●	●	●	●	●	●	●
LTE Cat M Bands:			●	●	●	●	●	●	●	●	●	●
LTE Cat NB Bands:			●	●	●	●	●	●	●	●	●	●
5G NR Bands:			●	●	●	●	●	●	●	●	●	●
NR Cat NB Bands:				●	●	●	●			●	●	●

Usable Cellular Frequency Support (2000 MHz – 5900 MHz)

	2000	2100	2300	2400	2500	2600	3300	3500	3700	4700	5200	5900
GSM Bands:												
UMTS Bands:		●				●		●				
LTE Bands:	●	●	●		●	●	●	●	●		●	●
LTE Cat M Bands:		●	●		●	●		●	●			
LTE Cat NB Bands:		●			●	●		●	●			
5G NR Bands:	●	●	●	●	●	●		●	●	●	●	●
NR Cat NB Bands:		●			●	●						

Usable ISM Frequency Support (433 MHz - 5800 MHz)

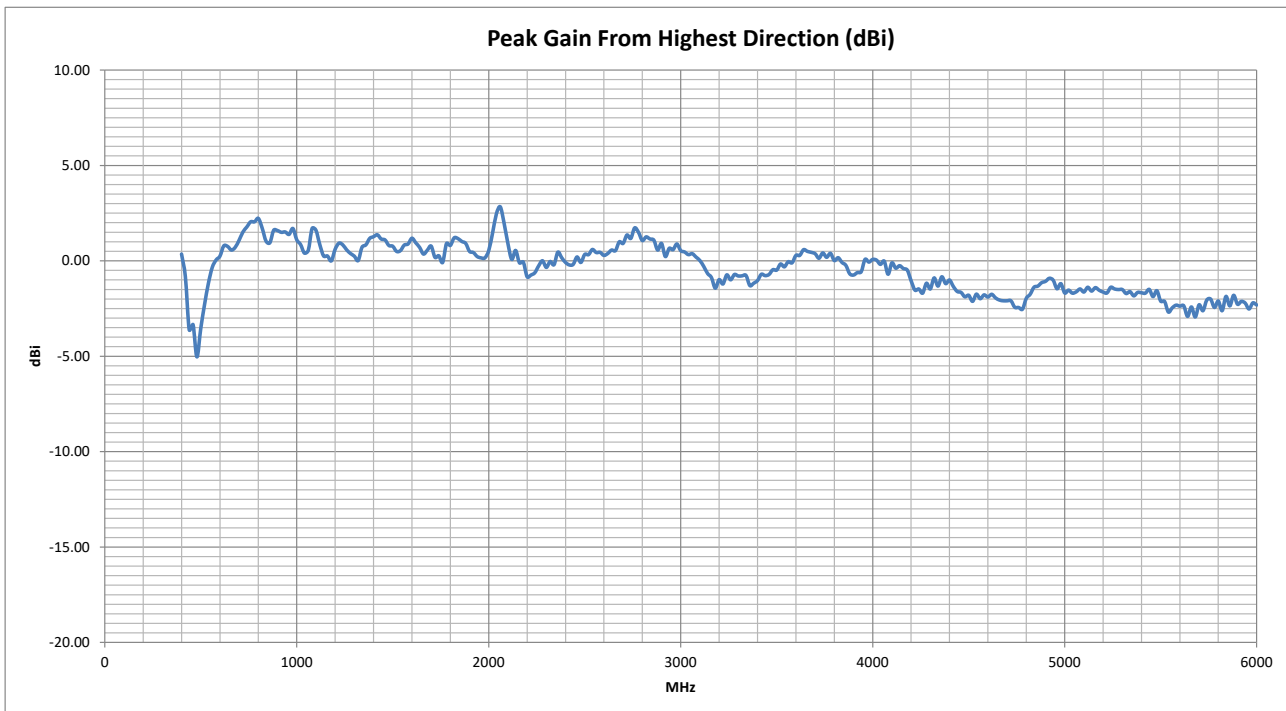
	433	868	915	2450	5800
Bluetooth				●	
IEEE 802.15.4		●	●	●	
LoRa		●	●		
Sigfox		●	●		
WiFi 2.4G				●	
WiFi 5G					●
Zigbee		●	●	●	
Z-Wave		●	●		



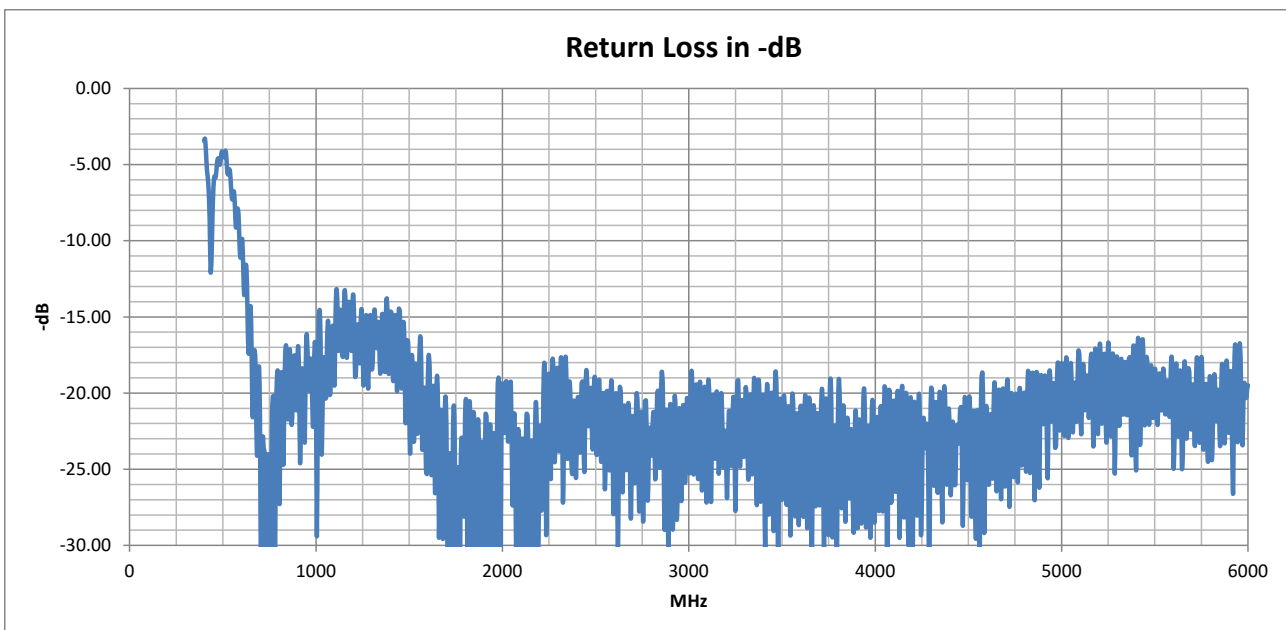
Oscar 40

5G/4G, Dual Band Wi-Fi and ISM Omnidirectional Wall/Pole Mount Antenna

Peak Gain vs. Frequency



Return Loss

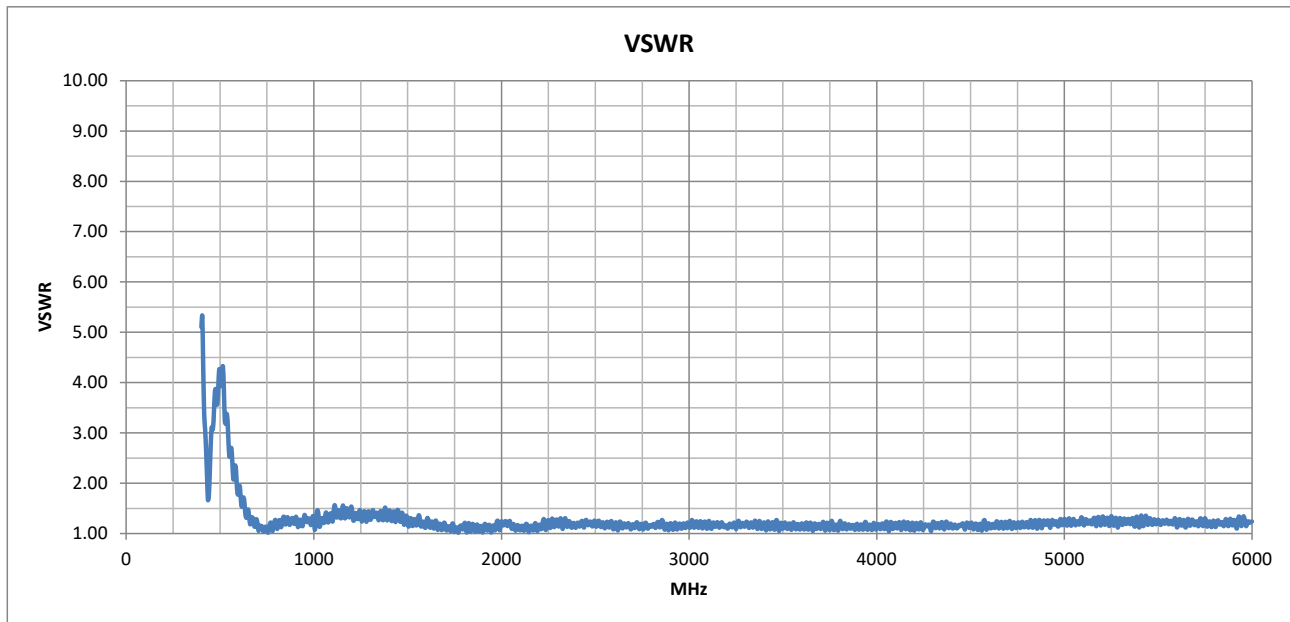




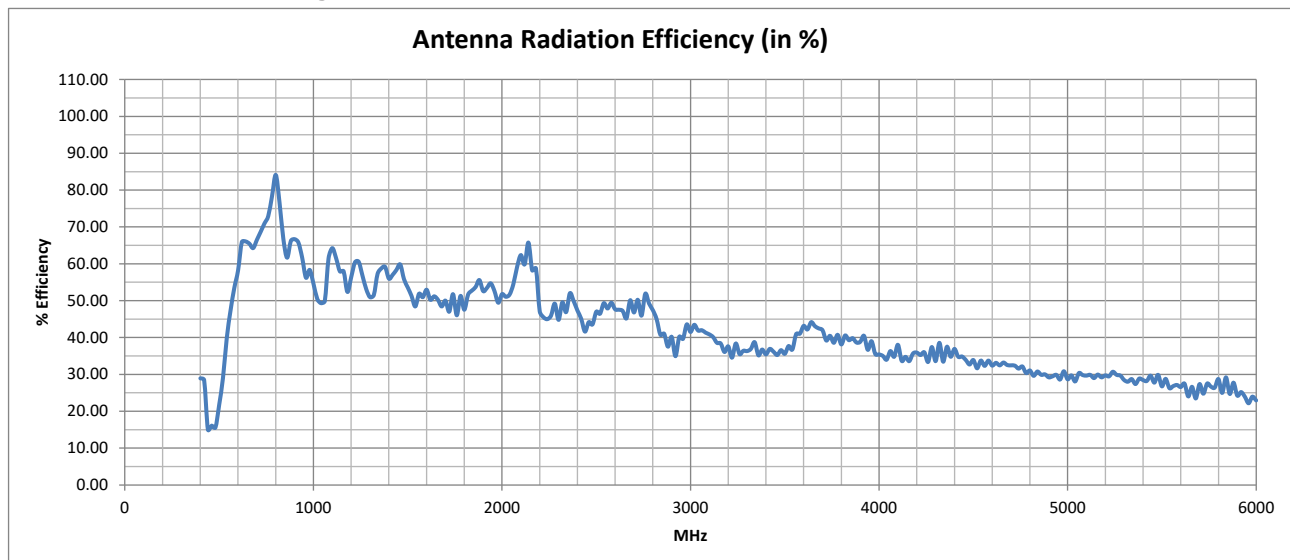
Oscar 40

5G/4G, Dual Band Wi-Fi and ISM Omnidirectional Wall/Pole Mount Antenna

VSWR



Radiation Efficiency





Cellular Standards Band Support

GSM (2G) Band	UMTS (3G) Band	E-UTRA (4G) Band	Cat M E-UTRA Band	Cat NB E-UTRA Band	NR (5G) Band	Cat NB NR (5G) Band	Uplink	Downlink	Average Upload Efficiency (%)	Average Download Efficiency (%)	Maximum Upload VSWR	Maximum Download VSWR	Use Indicator
	1	1	1	1	n1	n1	1920 - 1980 MHz	2110 - 2170 MHz	52.91	61.40	1.25	1.19	●
PCS-1900	2	2	2	2	n2	n2	1850 - 1910 MHz	1930 - 1990 MHz	53.96	52.29	1.19	1.25	●
DCS-1800	3	3	3	3	n3	n3	1710 - 1785 MHz	1805 - 1880 MHz	48.93	52.70	1.20	1.21	●
	4	4	4	4			1710 - 1755 MHz	2110 - 2155 MHz	49.09	62.33	1.20	1.19	●
GSM-850	5	5	5	5	n5	n5	824 - 849 MHz	869 - 894 MHz	68.91	65.76	1.33	1.30	●
	6						830 - 840 MHz	875 - 885 MHz	69.27	65.96	1.33	1.30	●
	7	7	7	7	n7	n7	2500 - 2570 MHz	2620 - 2690 MHz	47.81	47.39	1.25	1.23	●
E-GSM-900	8	8	8	8	n8	n8	880 - 915 MHz	925 - 960 MHz	66.40	60.77	1.33	1.37	●
	9	9					1749.9 - 1784.9 MHz	1844.9 - 1879.9 MHz	48.62	54.08	1.15	1.19	●
	10	10					1710 - 1770 MHz	2110 - 2170 MHz	48.60	61.40	1.20	1.19	●
	11	11	11	11			1427.9 - 1447.9 MHz	1475.9 - 1495.9 MHz	58.22	55.22	1.47	1.35	●
	12	12	12	12	n12	n12	699 - 716 MHz	729 - 746 MHz	67.34	70.66	1.20	1.13	●
	13	13	13	13	n13	n13	777 - 787 MHz	746 - 756 MHz	78.93	72.05	1.20	1.13	●
	14	14	14	14	n14		788 - 798 MHz	758 - 768 MHz	82.11	73.79	1.27	1.21	●
		17		17			704 - 716 MHz	734 - 746 MHz	67.62	70.94	1.16	1.13	●
		18	18	18	n18	n18	815 - 830 MHz	860 - 875 MHz	75.25	63.37	1.27	1.32	●
	19	19	19	19			830 - 845 MHz	875 - 890 MHz	68.24	66.11	1.33	1.30	●
	20	20	20	20	n20	n20	832 - 862 MHz	791 - 821 MHz	65.30	80.95	1.33	1.27	●
	21	21	21	21			1447.9 - 1462.9 MHz	1495.9 - 1510.9 MHz	59.42	53.19	1.46	1.32	●
	22	22					3410 - 3490 MHz	3510 - 3590 MHz	36.13	39.09	1.27	1.22	●
		24	24	24	n24		1626.5 - 1660.5 MHz	1525 - 1559 MHz	50.75	49.81	1.26	1.35	●
	25	25	25	25	n25	n25	1850 - 1915 MHz	1930 - 1995 MHz	53.90	52.18	1.19	1.25	●
	26	26	26	26	n26		814 - 849 MHz	859 - 894 MHz	71.18	64.85	1.33	1.32	●
		27	27				807 - 824 MHz	852 - 869 MHz	78.21	62.70	1.27	1.32	●
		28	28	28	n28	n28	703 - 748 MHz	758 - 803 MHz	69.33	78.53	1.16	1.27	●

● Suitable band

● Adequate band in good signal conditions

● Likely to be unsuitable



Oscar 40

5G/4G, Dual Band Wi-Fi and ISM Omnidirectional Wall/Pole Mount Antenna

Cellular Standards Band Support

GSM (2G) Band	UMTS (3G) Band	E-UTRA (4G) Band	Cat M E-UTRA Band	Cat NB E-UTRA Band	NR (5G) Band	Cat NB NR (5G) Band	Uplink	Downlink	Average Upload Efficiency (%)	Average Download Efficiency (%)	Maximum Upload VSWR	Maximum Download VSWR	Use Indicator
		28A					703 - 733 MHz	758 - 788 MHz	68.50	76.49	1.16	1.22	●
		29			n29		N/A	717 - 728 MHz	N/A	68.99	N/A	1.15	●
		30			n30		2305 - 2315 MHz	2350 - 2360 MHz	47.16	50.72	1.30	1.25	●
		31	31	31			452.5 - 457.5 MHz	462.5 - 467.5 MHz	15.79	15.94	3.11	3.46	●
	32	32					N/A	1452 - 1496 MHz	N/A	57.10	N/A	1.41	●
		33					1900 - 1920 MHz	1900 - 1920 MHz	53.03	53.03	1.19	1.19	●
		34			n34		2010 - 2025 MHz	2010 - 2025 MHz	51.19	51.19	1.25	1.25	●
		35					1850 - 1910 MHz	1850 - 1910 MHz	53.96	53.96	1.19	1.19	●
		36					1930 - 1990 MHz	1930 - 1990 MHz	52.29	52.29	1.25	1.25	●
		37					1910 - 1930 MHz	1910 - 1930 MHz	53.51	53.51	1.19	1.19	●
		38			n38		2570 - 2620 MHz	2570 - 2620 MHz	48.26	48.26	1.25	1.25	●
		39	39		n39		1880 - 1920 MHz	1880 - 1920 MHz	53.56	53.56	1.19	1.19	●
		40	40		n40		2300 - 2400 MHz	2300 - 2400 MHz	48.87	48.87	1.30	1.30	●
		41	41	41	n41	n41	2496 - 2690 MHz	2496 - 2690 MHz	47.75	47.75	1.25	1.25	●
		42	42	42			3400 - 3600 MHz	3400 - 3600 MHz	37.60	37.60	1.27	1.27	●
		43	43	43			3600 - 3800 MHz	3600 - 3800 MHz	41.34	41.34	1.25	1.25	●
		44					703 - 803 MHz	703 - 803 MHz	73.76	73.76	1.27	1.27	●
		45					1447 - 1467 MHz	1447 - 1467 MHz	59.28	59.28	1.46	1.46	●
		46			n46		5150 - 5925 MHz	5150 - 5925 MHz	27.56	27.56	1.36	1.36	●
		47			n47		5855 - 5925 MHz	5855 - 5925 MHz	25.55	25.55	1.29	1.29	●
		48			n48		3550 - 3700 MHz	3550 - 3700 MHz	42.32	42.32	1.22	1.22	●
		49					3550 - 3700 MHz	3550 - 3700 MHz	42.32	42.32	1.22	1.22	●
		50			n50		1432 - 1517 MHz	1432 - 1517 MHz	56.37	56.37	1.47	1.47	●
		51			n51		1427 - 1432 MHz	1427 - 1432 MHz	57.65	57.65	1.40	1.40	●
		52					3300 - 3400 MHz	3300 - 3400 MHz	36.67	36.67	1.25	1.25	●

● Suitable band

● Adequate band in good signal conditions

● Likely to be unsuitable



Oscar 40

5G/4G, Dual Band Wi-Fi and ISM Omnidirectional Wall/Pole Mount Antenna

Cellular Standards Band Support

GSM (2G) Band	UMTS (3G) Band	E-UTRA (4G) Band	Cat M E-UTRA Band	Cat NB E-UTRA Band	NR (5G) Band	Cat NB NR (5G) Band	Uplink	Downlink	Average Upload Efficiency (%)	Average Download Efficiency (%)	Maximum Upload VSWR	Maximum Download VSWR	Use Indicator
		53			n53		2483.5 - 2495 MHz	2483.5 - 2495 MHz	45.14	45.14	1.26	1.26	●
		65		65	n65	n65	1920 - 2010 MHz	2110 - 2200 MHz	52.25	59.20	1.25	1.21	●
		66	66	66	n66	n66	1710 - 1780 MHz	2110 - 2200 MHz	48.80	59.20	1.20	1.21	●
		67			n67		N/A	738 - 758 MHz	N/A	71.75	N/A	1.13	●
		68					698 - 728 MHz	753 - 783 MHz	67.95	75.25	1.22	1.22	●
		69					N/A	2570 - 2620 MHz	N/A	48.26	N/A	1.25	●
		70		70	n70	n70	1695 - 1710 MHz	1995 - 2020 MHz	49.43	51.42	1.22	1.25	●
		71	71	71	n71		663 - 698 MHz	617 - 652 MHz	65.04	65.90	1.32	1.72	●
		72	72	72			451 - 456 MHz	461 - 466 MHz	15.71	15.98	3.11	3.33	●
		73	73	73			450 - 455 MHz	460 - 465 MHz	15.65	16.01	3.11	3.24	●
		74	74	74	n74		1427 - 1470 MHz	1475 - 1518 MHz	58.68	54.00	1.47	1.35	●
		75			n75		N/A	1432 - 1517 MHz	N/A	56.37	N/A	1.47	●
		76			n76		N/A	1427 - 1432 MHz	N/A	57.65	N/A	1.40	●
					n77		3300 - 4200 MHz	3300 - 4200 MHz	37.99	37.99	1.27	1.27	●
					n78		3300 - 3800 MHz	3300 - 3800 MHz	38.91	38.91	1.27	1.27	●
					n79		4400 - 5000 MHz	4400 - 5000 MHz	31.86	31.86	1.29	1.29	●
					n80		1710 - 1785 MHz	N/A	48.93	N/A	1.20	N/A	●
					n81		880 - 915 MHz	N/A	66.40	N/A	1.33	N/A	●
					n82		832 - 862 MHz	N/A	65.30	N/A	1.33	N/A	●
					n83		703 - 748 MHz	N/A	69.33	N/A	1.16	N/A	●
					n84		1920 - 1980 MHz	N/A	52.91	N/A	1.25	N/A	●
		85	85	85	n85		698 - 716 MHz	728 - 746 MHz	67.29	70.61	1.22	1.13	●
					n86		1710 - 1780 MHz	N/A	48.80	N/A	1.20	N/A	●
		87	87	87			410 - 415 MHz	420 - 425 MHz	28.62	26.76	4.27	3.07	●
		88	88	88			412 - 417 MHz	422 - 427 MHz	28.57	25.41	3.91	2.91	●

● Suitable band

● Adequate band in good signal conditions

● Likely to be unsuitable



Cellular Standards Band Support

GSM (2G) Band	UMTS (3G) Band	E-UTRA (4G) Band	Cat M E-UTRA Band	Cat NB E-UTRA Band	NR (5G) Band	Cat NB NR (5G) Band	Uplink	Downlink	Average Upload Efficiency (%)	Average Download Efficiency (%)	Maximum Upload VSWR	Maximum Download VSWR	Use Indicator
					n89		824 - 849 MHz	N/A	68.91	N/A	1.33	N/A	●
					n90	n90	2496 - 2690 MHz	2496 - 2690 MHz	47.75	47.75	1.25	1.25	●
					n91		832 - 862 MHz	1427 - 1432 MHz	65.30	57.65	1.33	1.40	●
					n92		832 - 862 MHz	1432 - 1517 MHz	65.30	56.37	1.33	1.47	●
					n93		880 - 915 MHz	1427 - 1432 MHz	66.40	57.65	1.33	1.40	●
					n94		880 - 915 MHz	1432 - 1517 MHz	66.40	56.37	1.33	1.47	●
					n95		2010 - 2025 MHz	N/A	51.19	N/A	1.25	N/A	●
					n97		2300 - 2400 MHz	N/A	48.87	N/A	1.30	N/A	●
					n98		1880 - 1920 MHz	N/A	53.56	N/A	1.19	N/A	●
					n99		1626.5 - 1660.5 MHz	N/A	50.75	N/A	1.26	N/A	●
					n101		1900 - 1910 MHz	1900 - 1910 MHz	52.82	52.82	1.19	1.19	●
				103			787 - 788 MHz	757 - 758 MHz	80.52	72.70	1.21	1.05	●

● Suitable band

● Adequate band in good signal conditions

● Likely to be unsuitable

NOTE: For each frequency band, Siretta provides a traffic light indication to show the suitability of the antenna for use at that frequency band. Determination of exactly what makes an antenna good or bad at any frequency is subjective.

The view presented is that of Siretta's engineering team having taken into account the efficiency and VSWR measurements. The end user is advised to use their own criteria and/or testing to confirm suitability.



ISM Standards Frequency Support

Application	Frequency Range	Efficiency (%)	Maximum VSWR	Peak Gain from highest direction (dBi)	Use Indicator
ISM 433 MHz	433.05 - 434.79 MHz	19.07	1.86	-2.637	●
ISM 868 MHz	863 - 870 MHz	63.14	1.28	1.28	●
ISM 915 MHz	902 - 928 MHz	65.80	1.33	1.581	●
ISM 2.4 GHz	2400 - 2500 MHz	44.31	1.27	0.34	●
Wi-Fi 2.4G	2401 - 2483 MHz	44.02	1.27	0.21	●
Wi-Fi 2.4G (USA)	2401 - 2473 MHz	44.06	1.27	0.21	●
Wi-Fi 2.4G (Japan)	2401 - 2495 MHz	44.16	1.27	0.235	●
Wi-Fi 5G (all channels)	5150 - 5990 MHz	27.24	1.36	-1.38	●
Wi-Fi 5G (Ch 32-48)	5150 - 5250 MHz	29.75	1.34	-1.38	●
Wi-Fi 5G (Ch 32-64)	5150 - 5330 MHz	29.43	1.34	-1.38	●
Wi-Fi 5G (Ch 32-161)	5150 - 5815 MHz	27.81	1.36	-1.38	●
Wi-Fi 5G (Ch 32-173)	5150 - 5875 MHz	27.71	1.36	-1.38	●
ISM 5.8 GHz	5725 - 5875 MHz	26.82	1.30	-1.86	●

● Suitable band

● Adequate band in good signal conditions

● Likely to be unsuitable

NOTE: For each frequency band, Siretta provides a traffic light indication to show the suitability of the antenna for use at that frequency band. Determination of exactly what makes an antenna good or bad at any frequency is subjective.

The view presented is that of Siretta's engineering team having taken into account the efficiency and VSWR measurements. The end user is advised to use their own criteria and/or testing to confirm suitability.

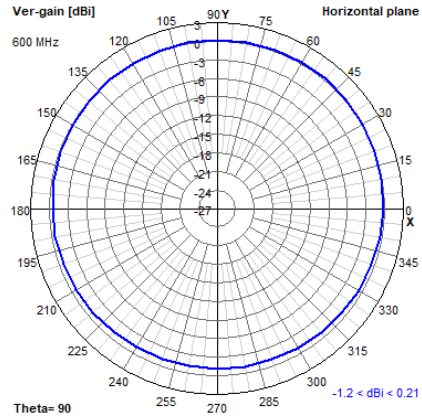


Oscar 40

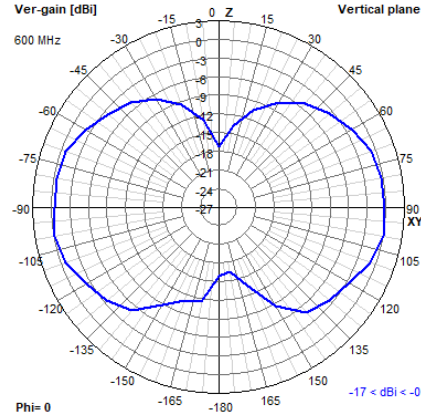
5G/4G, Dual Band Wi-Fi and ISM Omnidirectional Wall/Pole Mount Antenna

2D Radiation Plots

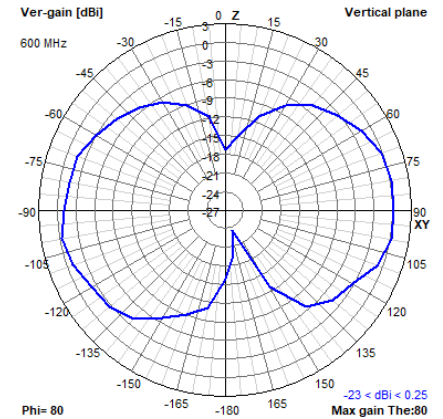
600 MHz XY



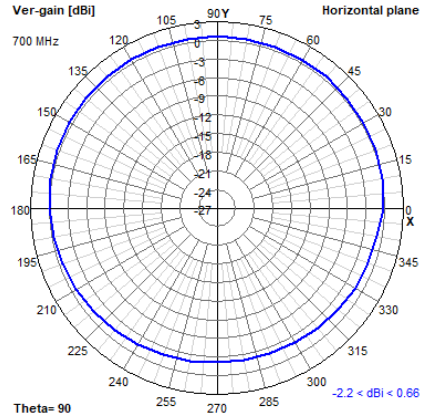
XZ



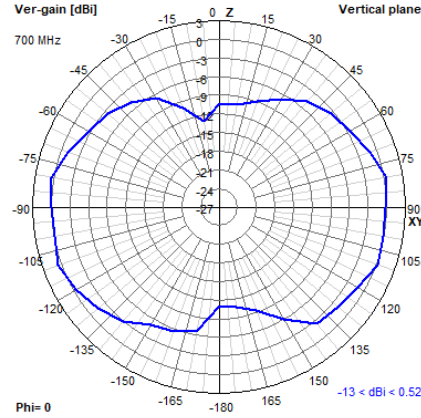
YZ



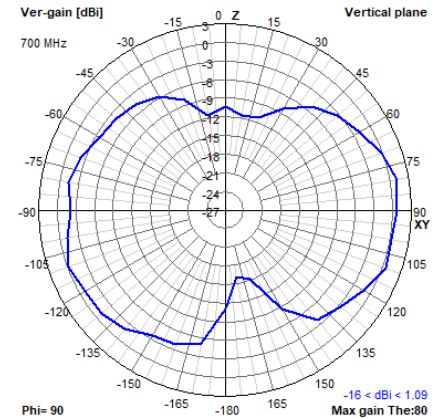
700 MHz XY



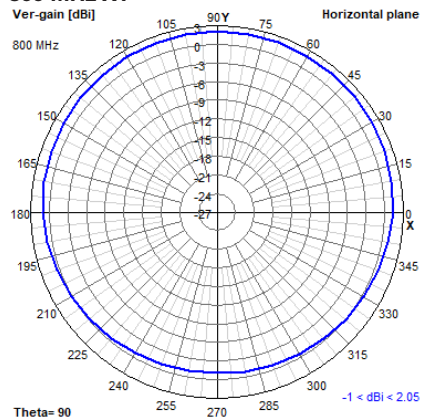
XZ



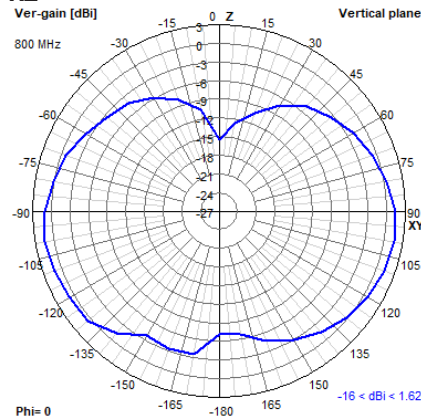
YZ



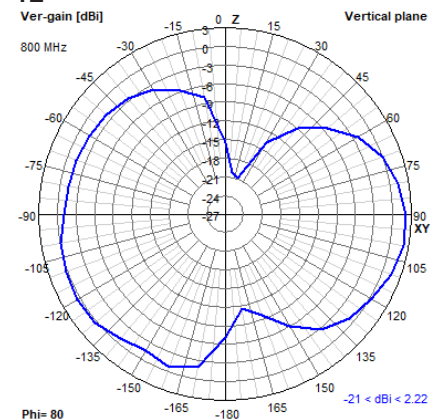
800 MHz XY



XZ



YZ



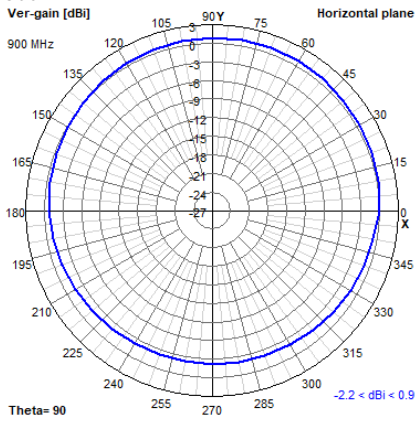


Oscar 40

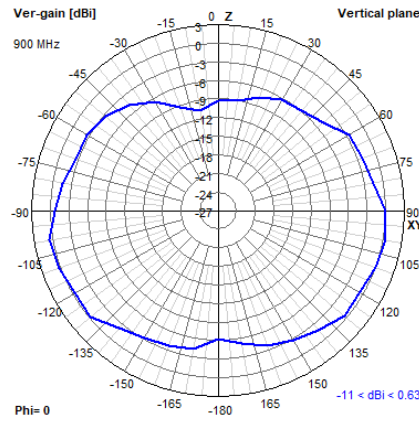
5G/4G, Dual Band Wi-Fi and ISM Omnidirectional Wall/Pole Mount Antenna

2D Radiation Plots

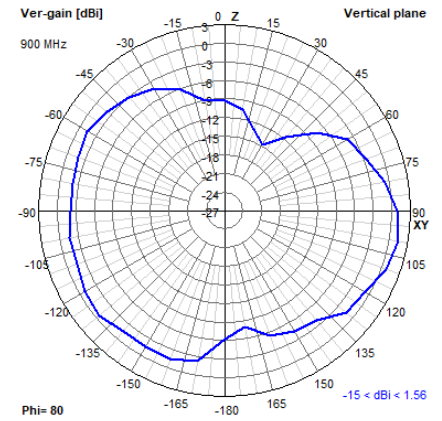
900 MHz XY



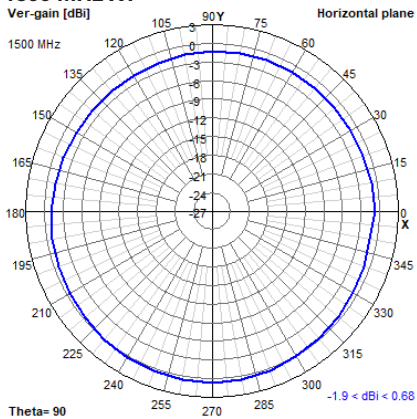
XZ



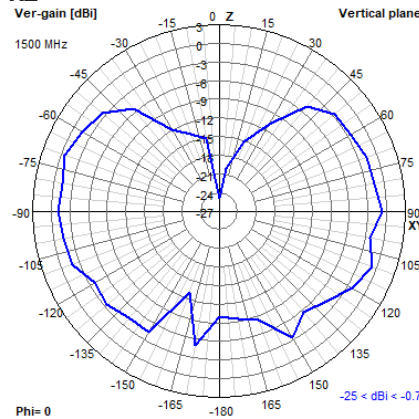
YZ



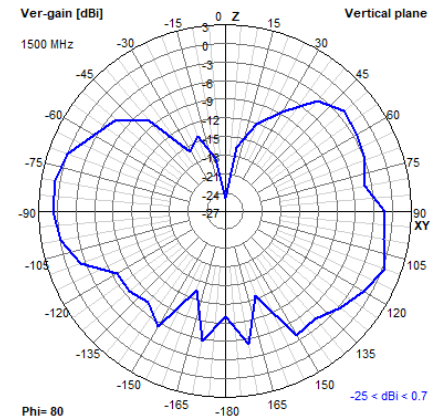
1500 MHz XY



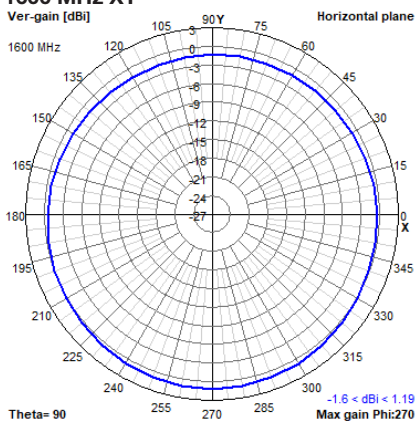
XZ



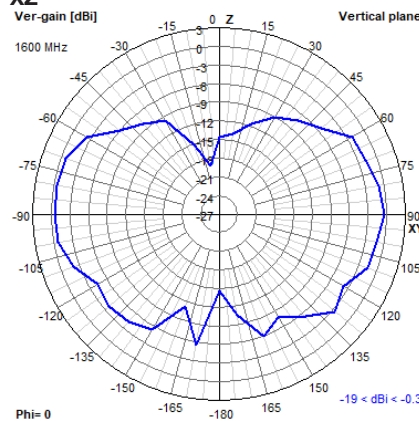
YZ



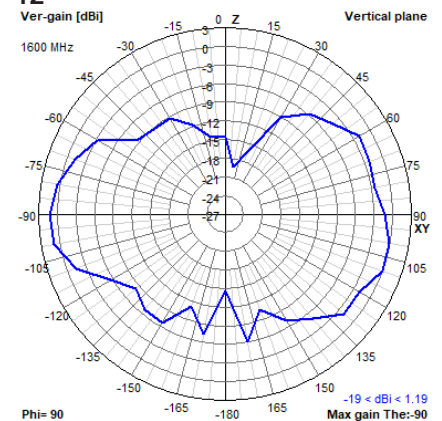
1600 MHz XY



XZ



YZ



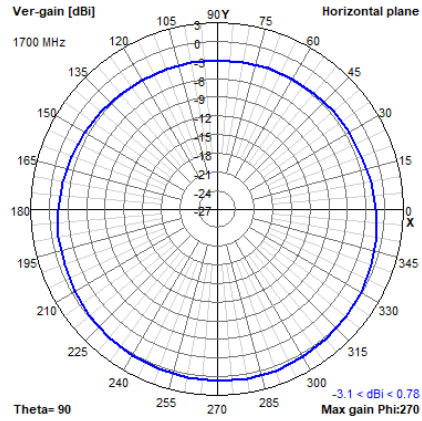


Oscar 40

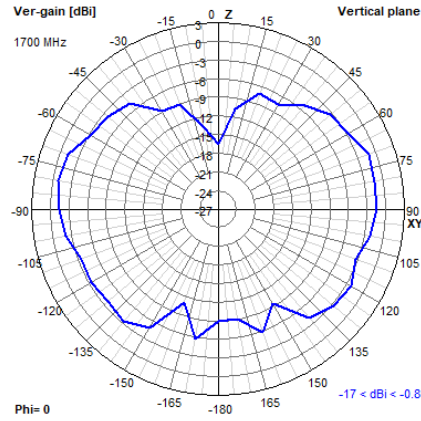
5G/4G, Dual Band Wi-Fi and ISM Omnidirectional Wall/Pole Mount Antenna

2D Radiation Plots

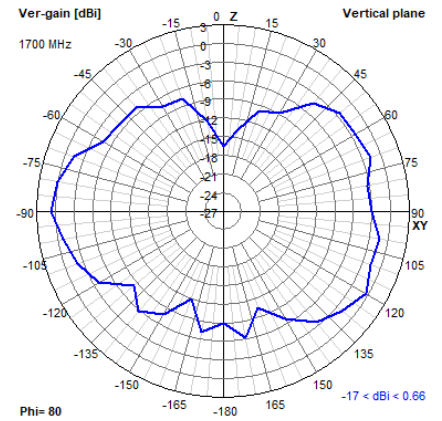
1700 MHz XY



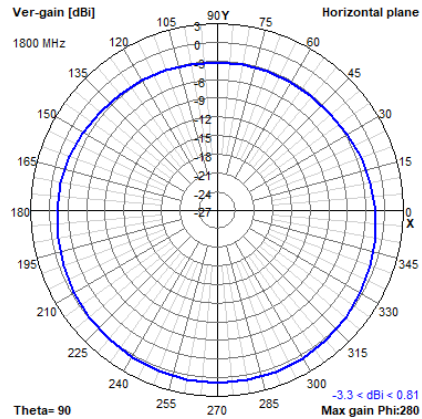
XZ



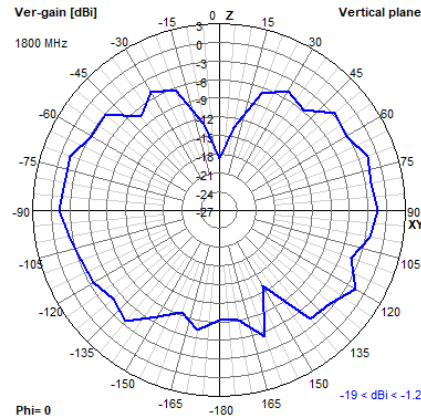
YZ



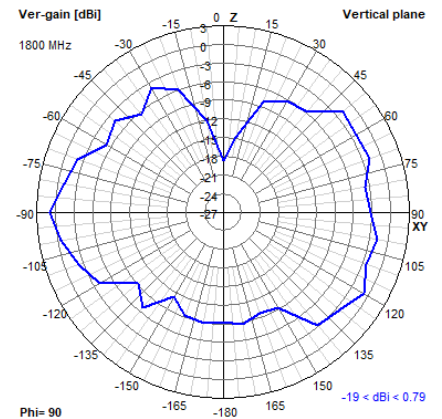
1800 MHz XY



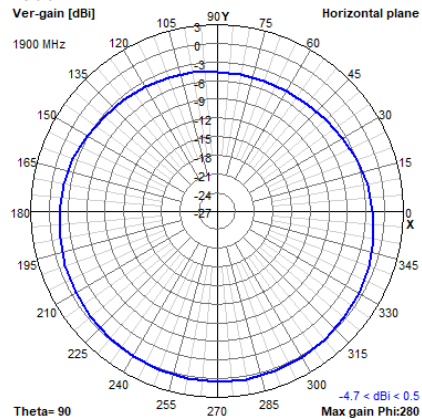
XZ



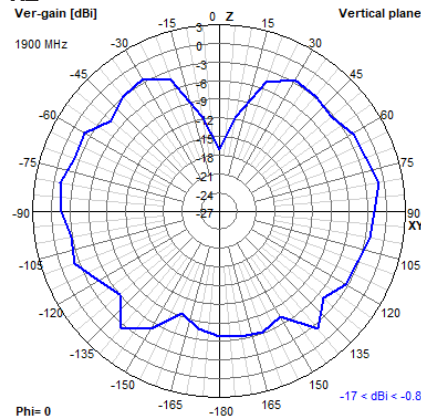
YZ



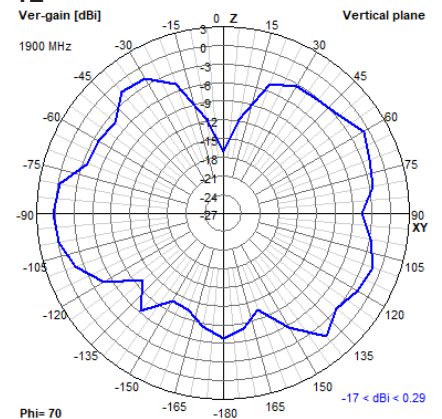
1900 MHz XY



XZ



YZ



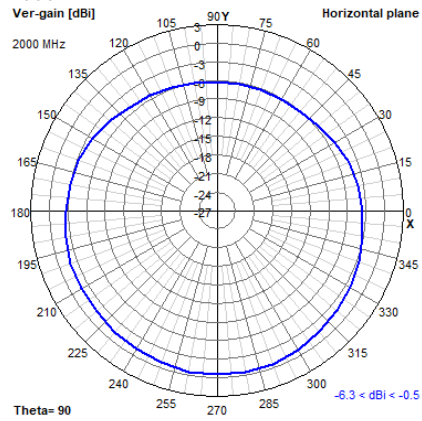


Oscar 40

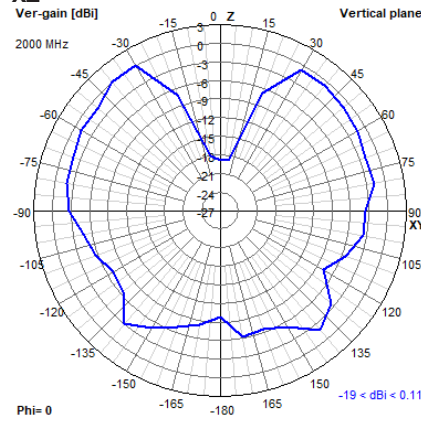
5G/4G, Dual Band Wi-Fi and ISM Omnidirectional Wall/Pole Mount Antenna

2D Radiation Plots

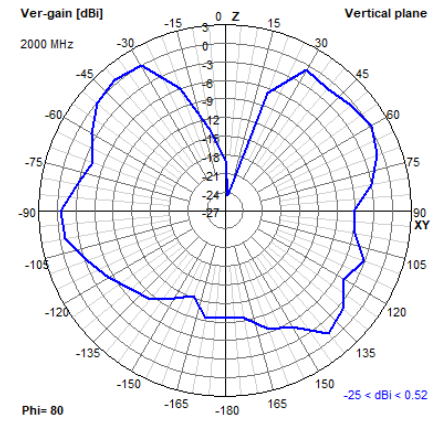
2000 MHz XY



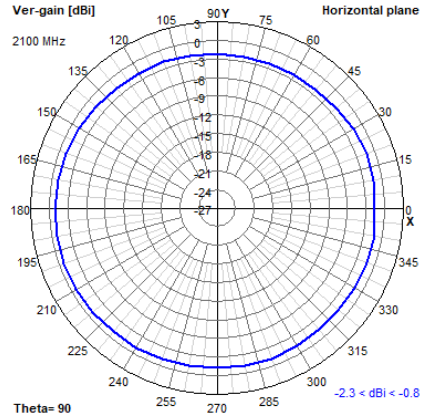
XZ



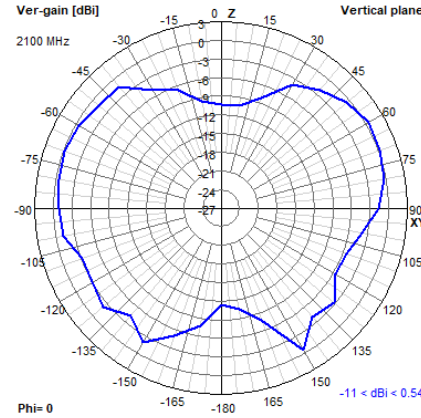
YZ



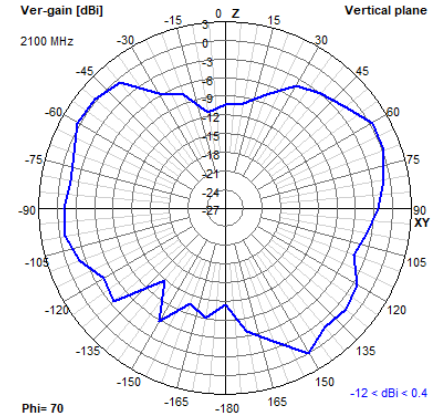
2100 MHz XY



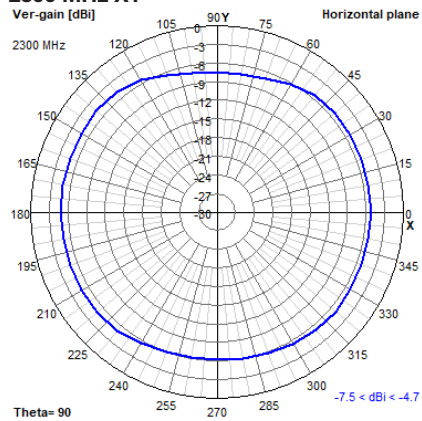
XZ



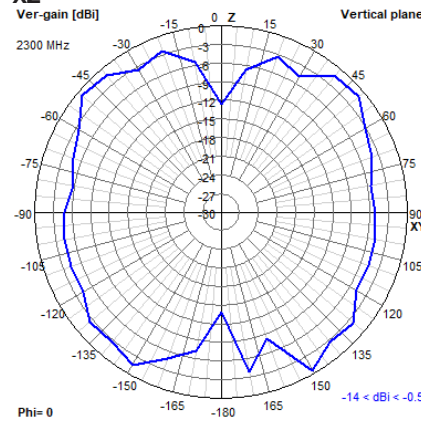
YZ



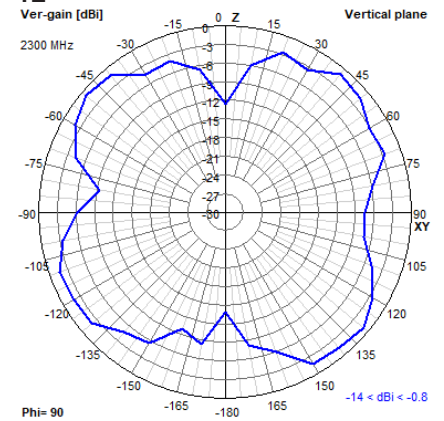
2300 MHz XY



XZ



YZ



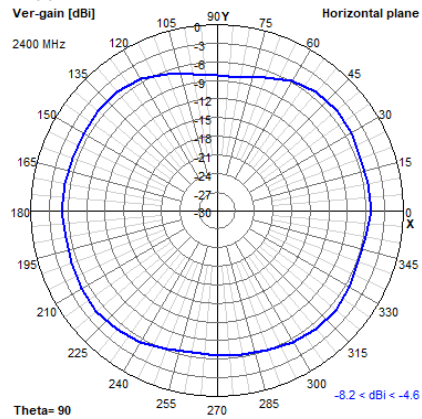


Oscar 40

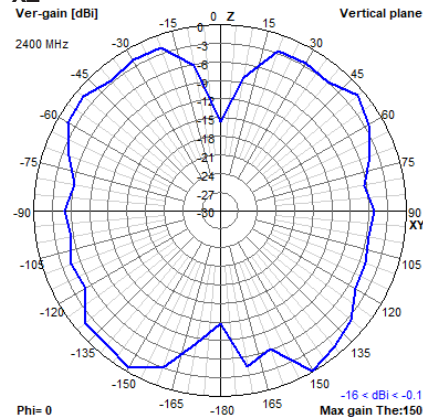
5G/4G, Dual Band Wi-Fi and ISM Omnidirectional Wall/Pole Mount Antenna

2D Radiation Plots

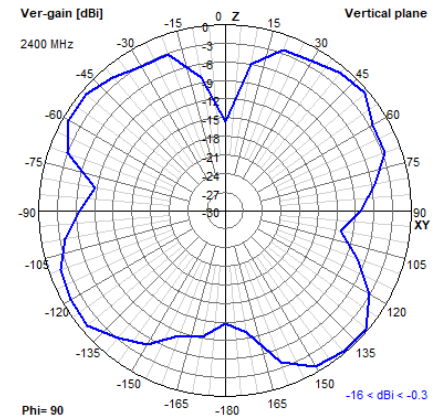
2400 MHz XY



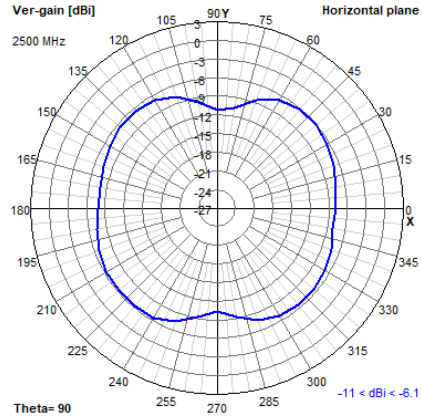
XZ



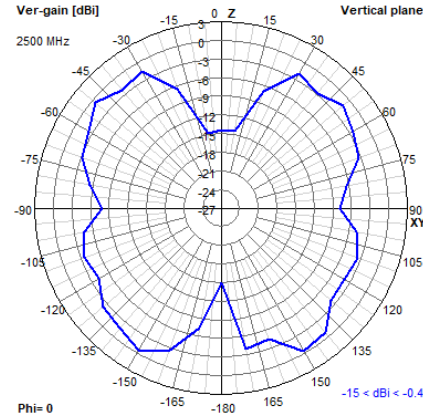
YZ



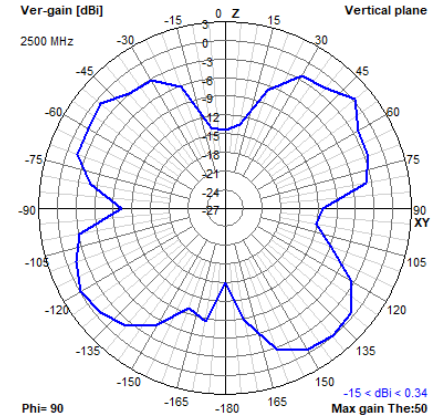
2500 MHz XY



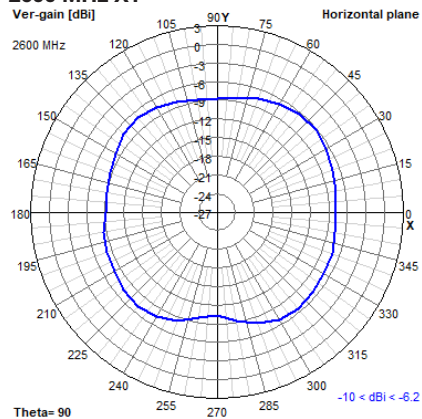
XZ



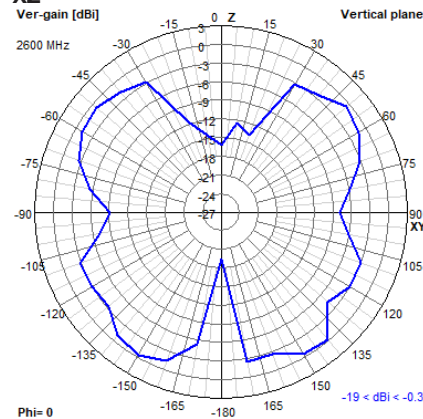
YZ



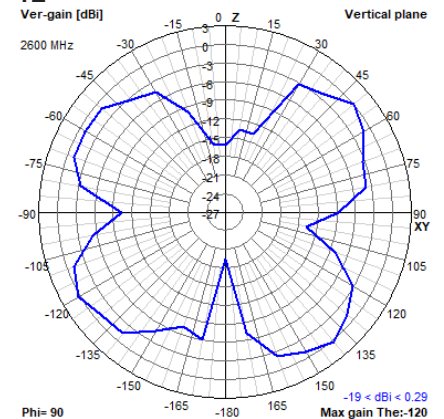
2600 MHz XY



XZ



YZ



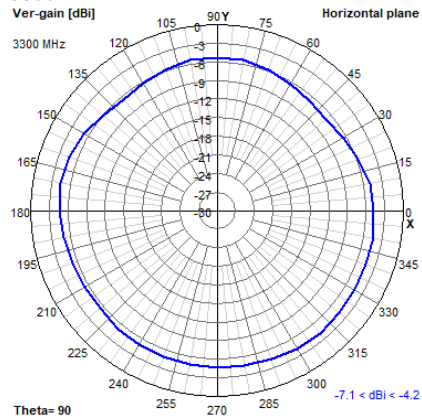


Oscar 40

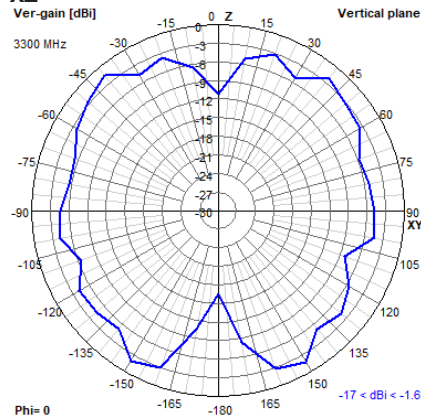
5G/4G, Dual Band Wi-Fi and ISM Omnidirectional Wall/Pole Mount Antenna

2D Radiation Plots

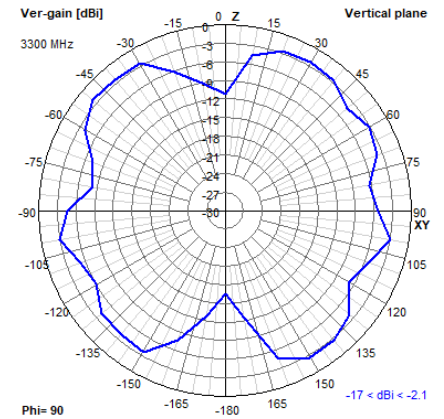
3300 MHz XY



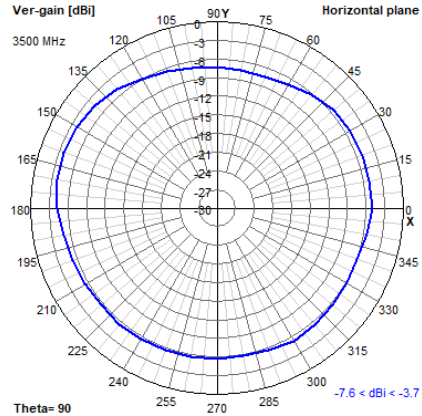
XZ



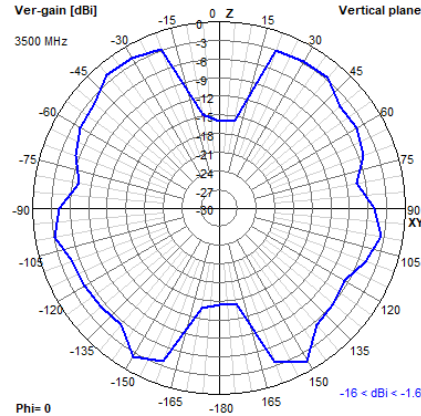
YZ



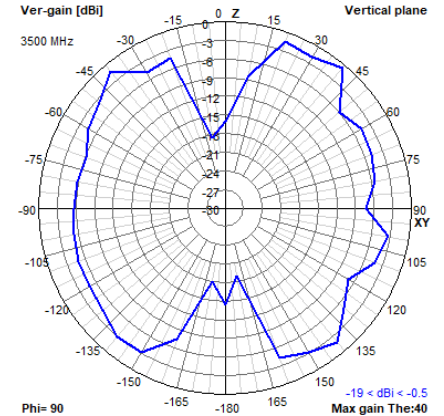
3500 MHz XY



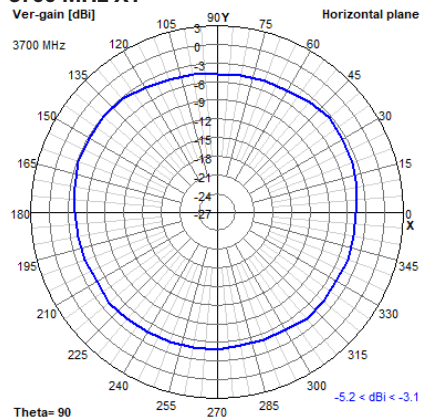
XZ



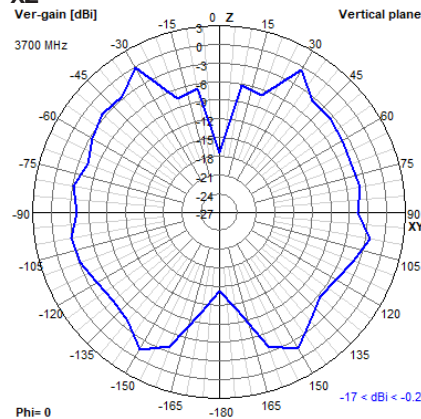
YZ



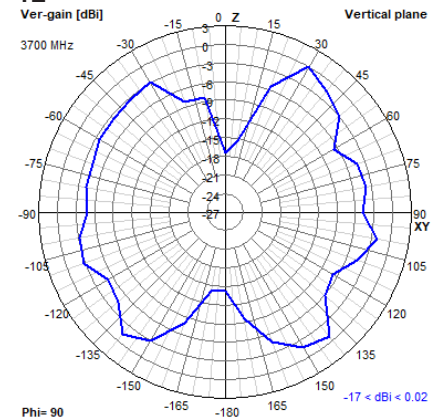
3700 MHz XY



XZ



YZ



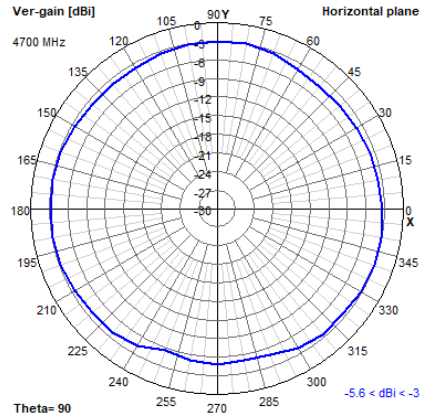


Oscar 40

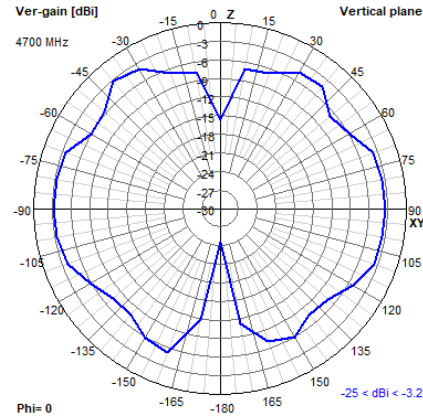
5G/4G, Dual Band Wi-Fi and ISM Omnidirectional Wall/Pole Mount Antenna

2D Radiation Plots

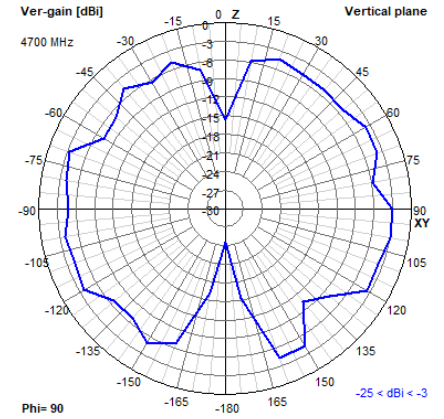
4700 MHz XY



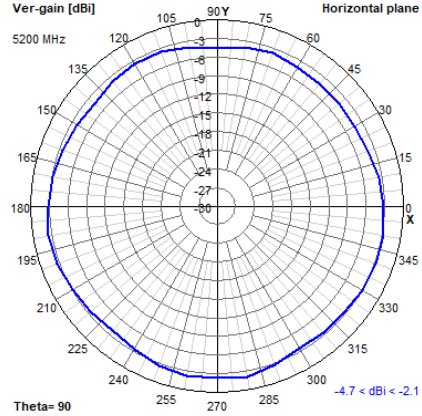
XZ



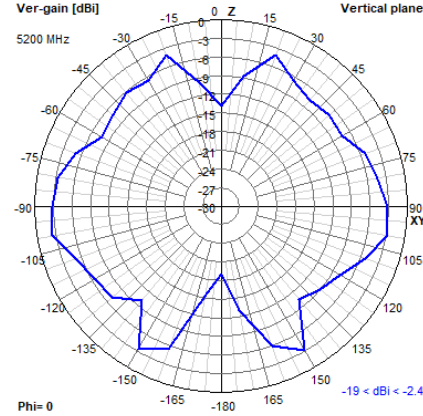
YZ



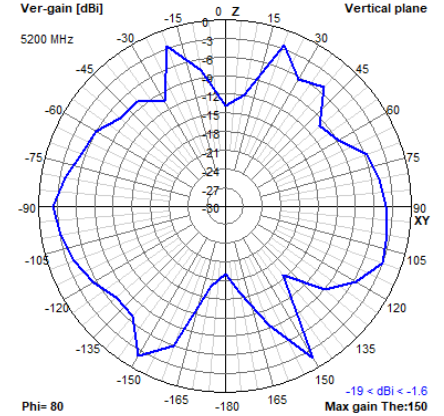
5200 MHz XY



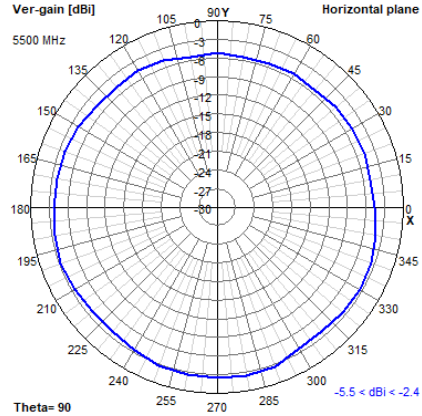
XZ



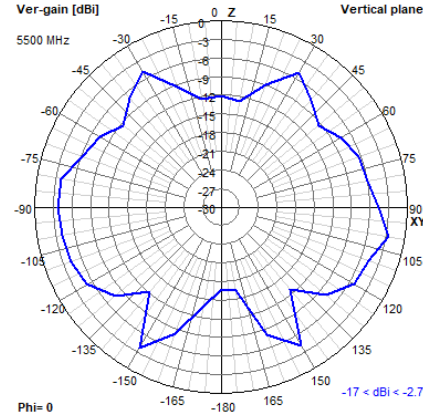
YZ



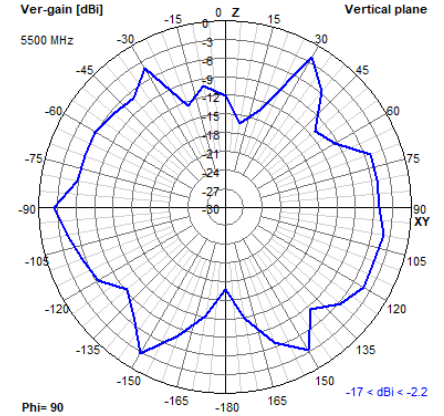
5500 MHz XY



XZ



YZ



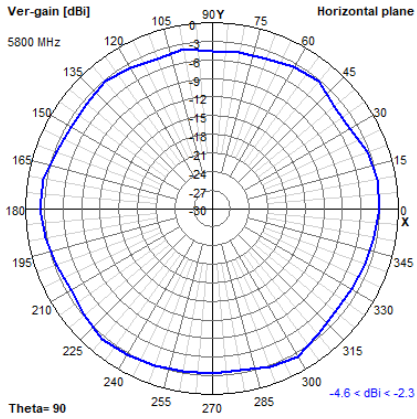


Oscar 40

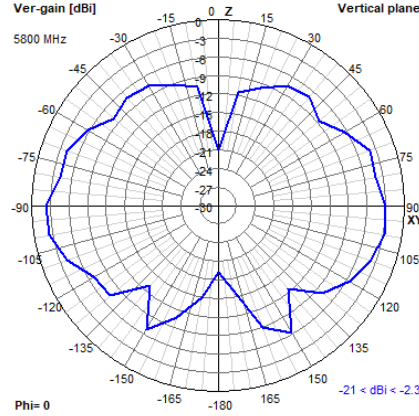
5G/4G, Dual Band Wi-Fi and ISM Omnidirectional Wall/Pole Mount Antenna

2D Radiation Plots

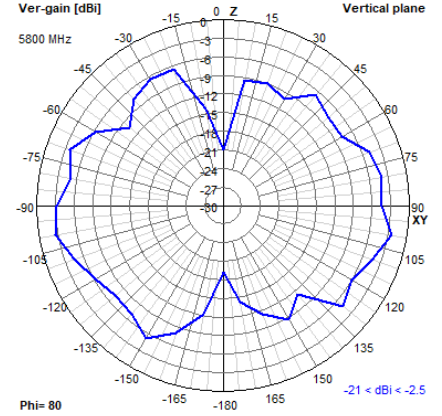
5800 MHz XY



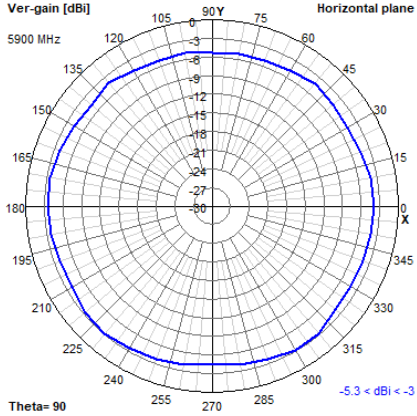
XZ



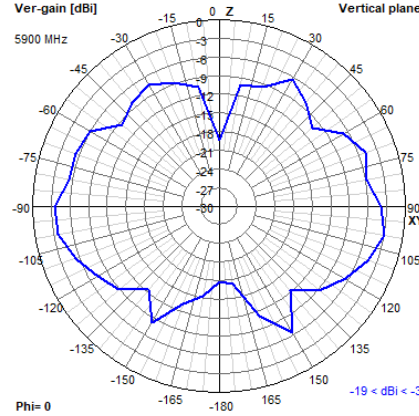
YZ



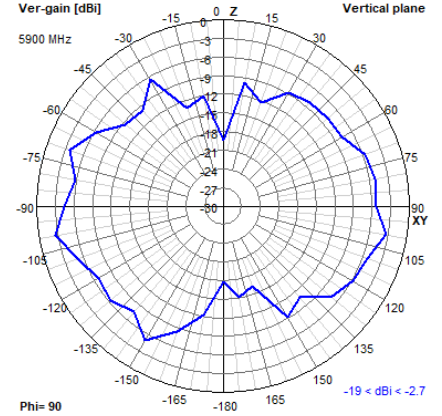
5900 MHz XY



XZ



YZ



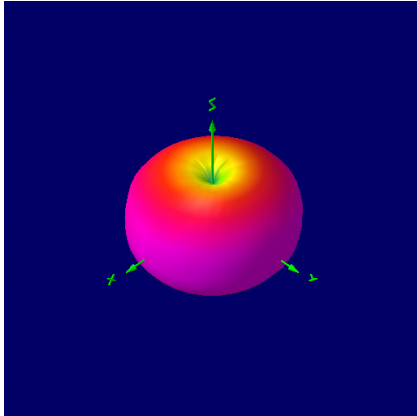


Oscar 40

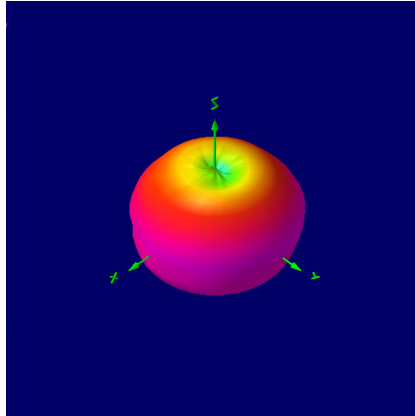
5G/4G, Dual Band Wi-Fi and ISM Omnidirectional Wall/Pole Mount Antenna

3D Radiation Plots

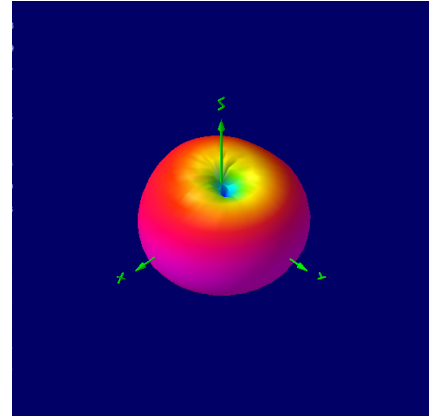
600 MHz



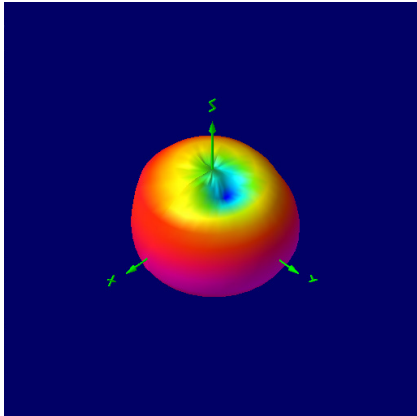
700 MHz



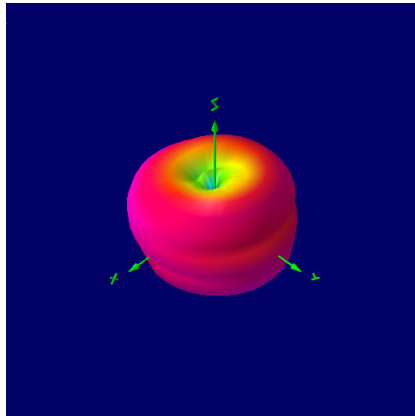
800 MHz



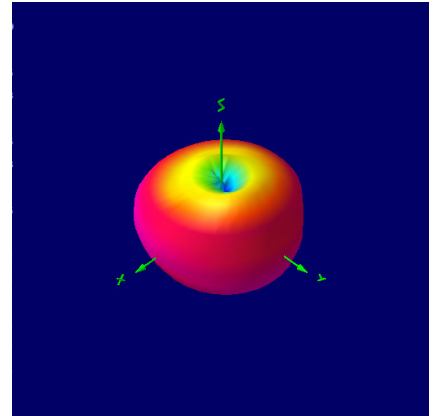
900 MHz



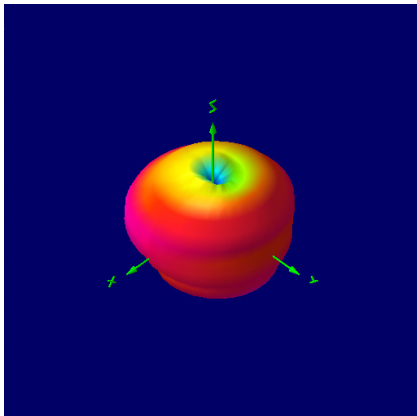
1500 MHz



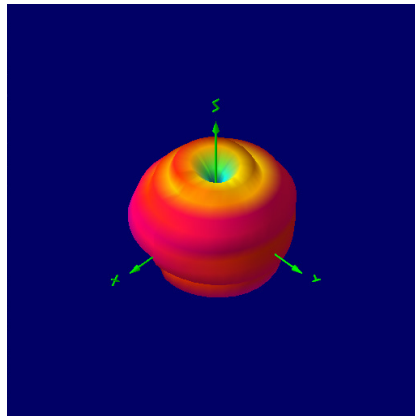
1600 MHz



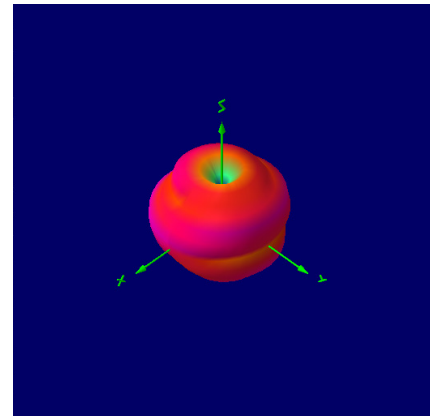
1700 MHz



1800 MHz



1900 MHz



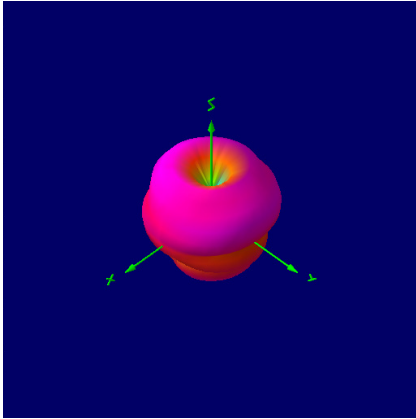


Oscar 40

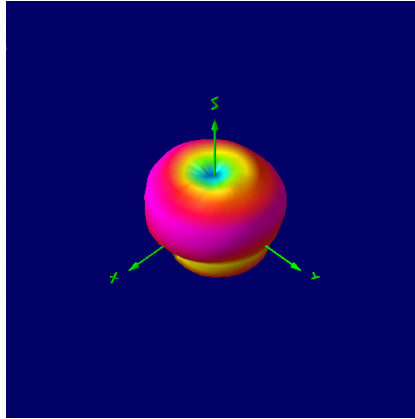
5G/4G, Dual Band Wi-Fi and ISM Omnidirectional Wall/Pole Mount Antenna

3D Radiation Plots

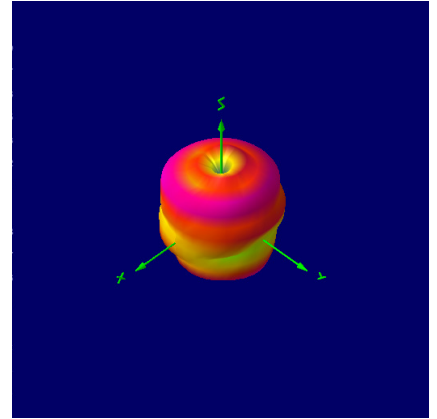
2000 MHz



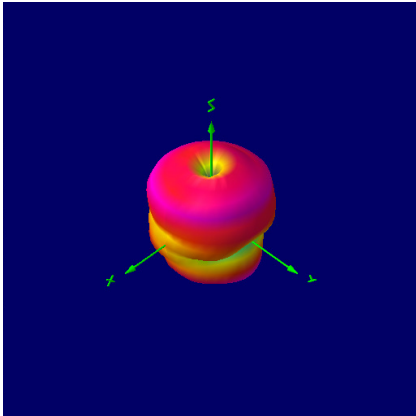
2100 MHz



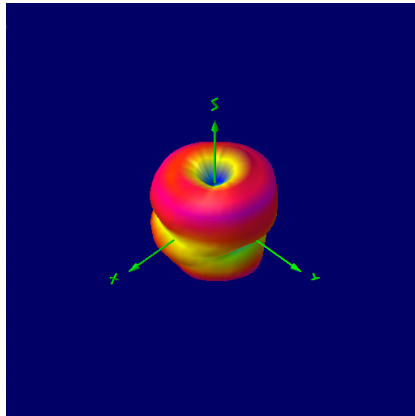
2300 MHz



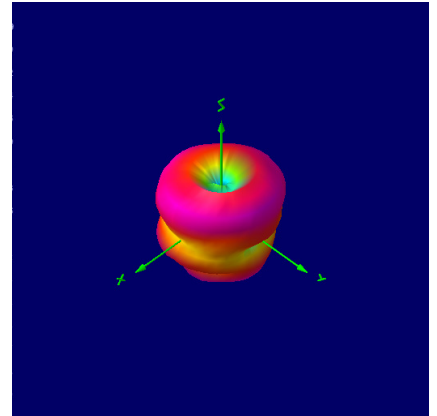
2400 MHz



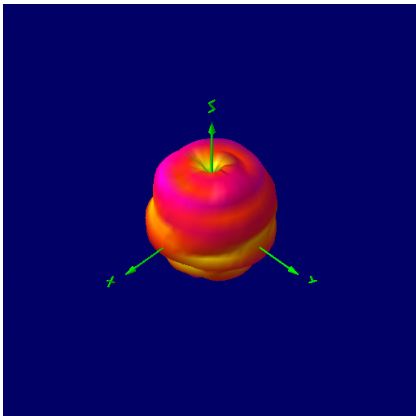
2500 MHz



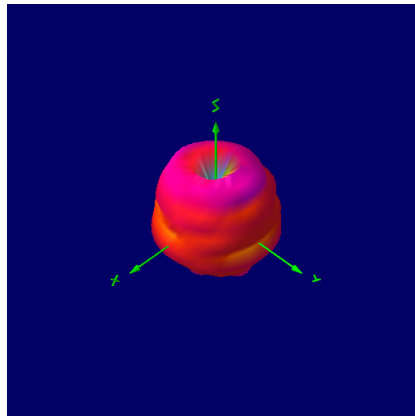
2600 MHz



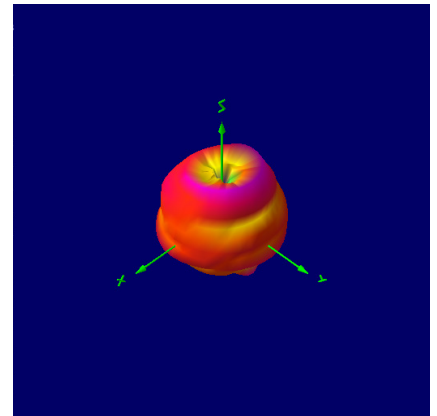
3300 MHz



3500 MHz



3700 MHz






Oscar 40

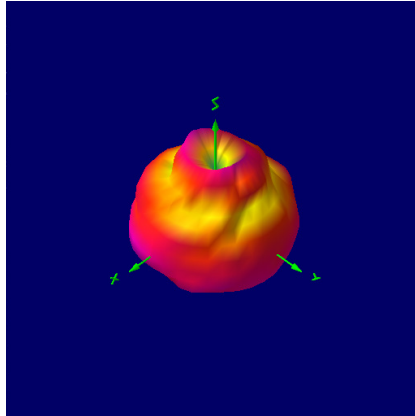
5G/4G, Dual Band Wi-Fi and ISM Omnidirectional Wall/Pole Mount Antenna

3D Radiation Plots

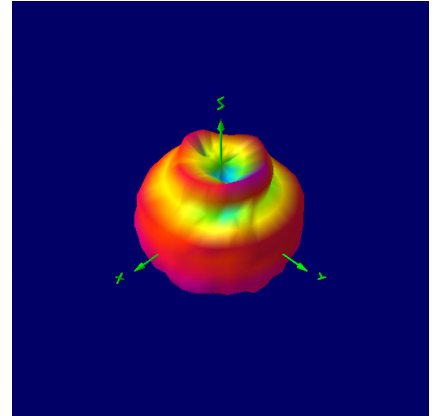
4700 MHz



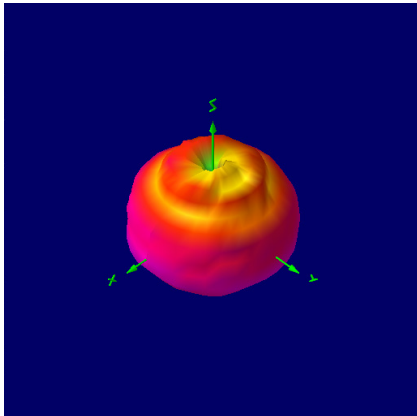
5200 MHz



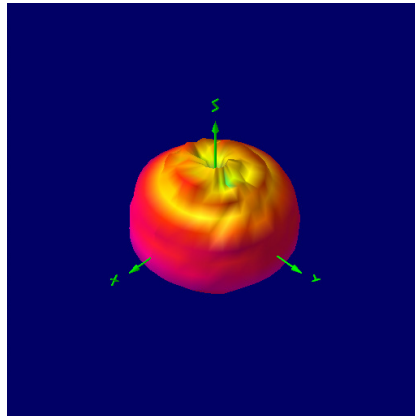
5500 MHz



5800 MHz



5900 MHz



NOTE: All 3D radiation plots are shown with Theta = 45 and Phi = 45.

Ordering Details:

Part Number	Description
OSCAR40/5M/LL/SMAM/S/S/33	5G/4G, Dual Band Wi-Fi and ISM Omnidirectional Wall/Pole Mount Antenna SMA Male Connector 5M Cable
OSCAR40/10M/LL/SMAM/S/S/33	5G/4G, Dual Band Wi-Fi and ISM Omnidirectional Wall/Pole Mount Antenna SMA Male Connector 10M Cable
OSCAR40/5M/LL/FMEF/S/S/33	5G/4G, Dual Band Wi-Fi and ISM Omnidirectional Wall/Pole Mount Antenna FME Female Connector 5M Cable

Registered in England No. 08405712
VAT Registration No. GB163 04 0349

[Download Latest Edition](#)



Siretta Ltd
Basingstoke Road
Spencers Wood
Reading
Berkshire RG7 1PW

sales
email
web

+44 118 796 9000
sales@siretta.com
www.siretta.com

Rev 3.1

Mouser Electronics

Authorized Distributor

Click to View Pricing, Inventory, Delivery & Lifecycle Information:

Siretta:

[OSCAR40/10M/LL/SMAM/S/S/33](#) [OSCAR40/5M/LL/SMAM/S/S/33](#)