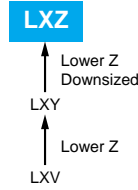


LXZ Series

- Innovative electrolyte and internal architecture are employed
- Very low impedance at high frequency
- Endurance with ripple current: 2,000 to 8,000 hours at 105°C
- Solvent resistant type (see PRECAUTIONS AND GUIDELINES)
- RoHS Compliant



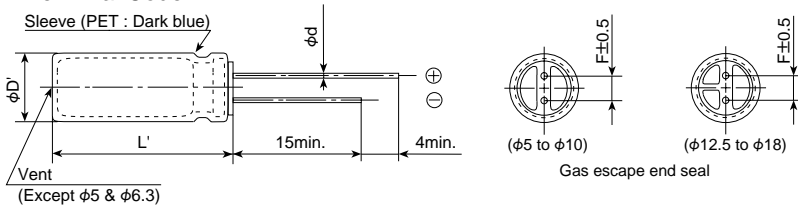
◆SPECIFICATIONS

Items	Characteristics																								
Category Temperature Range	-55 to +105°C																								
Rated Voltage Range	6.3 to 63V _{dc}																								
Capacitance Tolerance	±20% (M) (at 20°C, 120Hz)																								
Leakage Current	I=0.01CV or 3µA, whichever is greater. Where, I : Max. leakage current (µA), C : Nominal capacitance (µF), V : Rated voltage (V) (at 20°C after 2 minutes)																								
Dissipation Factor (tanδ)	<table border="1"> <tr> <td>Rated voltage (V_{dc})</td> <td>6.3V</td> <td>10V</td> <td>16V</td> <td>25V</td> <td>35V</td> <td>50V</td> <td>63V</td> </tr> <tr> <td>tanδ (Max.)</td> <td>0.22</td> <td>0.19</td> <td>0.16</td> <td>0.14</td> <td>0.12</td> <td>0.10</td> <td>0.08</td> </tr> </table> <p>When nominal capacitance exceeds 1,000µF, add 0.02 to the value above for each 1,000µF increase. (at 20°C, 120Hz)</p>	Rated voltage (V _{dc})	6.3V	10V	16V	25V	35V	50V	63V	tanδ (Max.)	0.22	0.19	0.16	0.14	0.12	0.10	0.08								
Rated voltage (V _{dc})	6.3V	10V	16V	25V	35V	50V	63V																		
tanδ (Max.)	0.22	0.19	0.16	0.14	0.12	0.10	0.08																		
Endurance	The following specifications shall be satisfied when the capacitors are restored to 20°C after subjected to DC voltage with the rated ripple current is applied for the specified period of time at 105°C. <table border="1"> <tr> <td>Time</td> <td>φ5 & 6.3 : 2,000hours</td> <td>φ8 : 3,000hours</td> <td>φ10 : 5,000hours</td> <td>φ12.5 : 7,000hours</td> <td>φ16 & 18 : 8,000hours</td> </tr> <tr> <td>Capacitance change</td> <td colspan="5">≤±20% of the initial value</td> </tr> <tr> <td>D.F. (tanδ)</td> <td colspan="5">≤200% of the initial specified value</td> </tr> <tr> <td>Leakage current</td> <td colspan="5">≤The initial specified value</td> </tr> </table>	Time	φ5 & 6.3 : 2,000hours	φ8 : 3,000hours	φ10 : 5,000hours	φ12.5 : 7,000hours	φ16 & 18 : 8,000hours	Capacitance change	≤±20% of the initial value					D.F. (tanδ)	≤200% of the initial specified value					Leakage current	≤The initial specified value				
Time	φ5 & 6.3 : 2,000hours	φ8 : 3,000hours	φ10 : 5,000hours	φ12.5 : 7,000hours	φ16 & 18 : 8,000hours																				
Capacitance change	≤±20% of the initial value																								
D.F. (tanδ)	≤200% of the initial specified value																								
Leakage current	≤The initial specified value																								
Shelf Life	The following specifications shall be satisfied when the capacitors are restored to 20°C after exposing them for 1,000 hours at 105°C without voltage applied. Before the measurement, the capacitor shall be preconditioned by applying voltage according to Item 4.1 of JIS C 5101-4. <table border="1"> <tr> <td>Capacitance change</td> <td>≤±20% of the initial value</td> </tr> <tr> <td>D.F. (tanδ)</td> <td>≤200% of the initial specified value</td> </tr> <tr> <td>Leakage current</td> <td>≤The initial specified value</td> </tr> </table>	Capacitance change	≤±20% of the initial value	D.F. (tanδ)	≤200% of the initial specified value	Leakage current	≤The initial specified value																		
Capacitance change	≤±20% of the initial value																								
D.F. (tanδ)	≤200% of the initial specified value																								
Leakage current	≤The initial specified value																								

◆DIMENSIONS [mm]

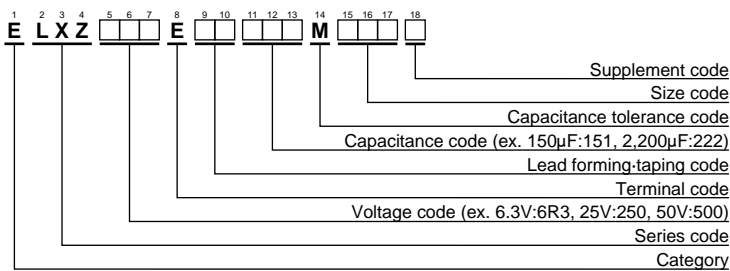
- Terminal Code : E

Sleeve (PET : Dark blue)



φD	5	6.3	8	10	12.5	16	18
φd	0.5	0.5	0.6	0.6	0.6	0.8	0.8
F	2.0	2.5	3.5	5.0	5.0	7.5	7.5
φD'	φD+0.5max.						
L'	L+1.5max.						

◆PART NUMBERING SYSTEM



Please refer to "Product code guide (radial lead type)"



◆STANDARD RATINGS

WV (Vdc)	Cap (μF)	Case size φD×L(mm)	Impedance (Ωmax/100kHz)		Rated ripple current (mA _{rms} /105°C, 100kHz)	Part No.	WV (Vdc)	Cap (μF)	Case size φD×L(mm)	Impedance (Ωmax/100kHz)		Rated ripple current (mA _{rms} /105°C, 100kHz)	Part No.
			20°C	-10°C						20°C	-10°C		
50	120	8 × 15	0.16	0.32	635	ELXZ500E□□121MH15D	63	39	6.3 × 15	0.61	1.4	330	ELXZ630E□□390MF15D
	120	10 × 12.5	0.16	0.32	620	ELXZ500E□□121MJC5S		68	8 × 12	0.34	0.75	405	ELXZ630E□□680MH12D
	180	8 × 20	0.12	0.24	730	ELXZ500E□□181MH20D		100	8 × 15	0.27	0.65	535	ELXZ630E□□101MH15D
	180	10 × 16	0.13	0.26	850	ELXZ500E□□181MJ16S		100	10 × 12.5	0.255	0.51	540	ELXZ630E□□101MJC5S
	220	10 × 20	0.088	0.18	1,050	ELXZ500E□□221MJ20S		120	10 × 16	0.19	0.38	600	ELXZ630E□□121MJ16S
	330	10 × 25	0.073	0.15	1,250	ELXZ500E□□331MJ25S		150	8 × 20	0.21	0.52	690	ELXZ630E□□151MH20D
	390	10 × 30	0.054	0.11	1,500	ELXZ500E□□391MJ30S		180	10 × 20	0.145	0.29	890	ELXZ630E□□181MJ20S
	390	12.5 × 20	0.059	0.12	1,480	ELXZ500E□□391MK20S		220	10 × 25	0.13	0.26	1,050	ELXZ630E□□221MJ25S
	560	12.5 × 25	0.044	0.088	1,840	ELXZ500E□□561MK25S		330	10 × 30	0.090	0.18	1,300	ELXZ630E□□331MJ30S
	680	12.5 × 30	0.039	0.078	2,220	ELXZ500E□□681MK30S		330	12.5 × 20	0.085	0.17	1,290	ELXZ630E□□331MK20S
	680	16 × 20	0.048	0.096	1,840	ELXZ500E□□681ML20S		390	12.5 × 25	0.070	0.14	1,720	ELXZ630E□□391MK25S
	820	12.5 × 35	0.033	0.066	2,290	ELXZ500E□□821MK35S		470	12.5 × 30	0.055	0.11	2,090	ELXZ630E□□471MK30S
	820	18 × 20	0.042	0.084	1,980	ELXZ500E□□821MM20S		470	16 × 20	0.059	0.12	1,770	ELXZ630E□□471ML20S
	1,000	12.5 × 40	0.029	0.058	2,500	ELXZ500E□□102MK40S		680	12.5 × 35	0.047	0.094	2,270	ELXZ630E□□681MK35S
	1,000	16 × 25	0.034	0.068	2,240	ELXZ500E□□102ML25S		680	16 × 25	0.050	0.10	2,160	ELXZ630E□□681ML25S
	1,200	16 × 30	0.028	0.056	2,700	ELXZ500E□□122ML30S		680	18 × 20	0.055	0.11	2,290	ELXZ630E□□681MM20S
	1,200	18 × 25	0.029	0.058	2,610	ELXZ500E□□122MM25S		820	12.5 × 40	0.042	0.084	2,560	ELXZ630E□□821MK40S
	1,500	16 × 35	0.025	0.050	2,800	ELXZ500E□□152ML35S		820	16 × 30	0.043	0.086	2,670	ELXZ630E□□821ML30S
	1,800	16 × 40	0.021	0.042	3,200	ELXZ500E□□182ML40S		820	18 × 25	0.043	0.086	2,590	ELXZ630E□□821MM25S
	1,800	18 × 30	0.025	0.050	3,000	ELXZ500E□□182MM30S		1,000	16 × 35	0.036	0.072	2,770	ELXZ630E□□102ML35S
2,200	18 × 35	0.023	0.046	3,100	ELXZ500E□□222MM35S	1,200	16 × 40	0.030	0.060	2,850	ELXZ630E□□122ML40S		
2,700	18 × 40	0.020	0.040	3,400	ELXZ500E□□272MM40S	1,200	18 × 30	0.032	0.064	2,950	ELXZ630E□□122MM30S		
63	12	5 × 11.5	1.9	4.0	145	ELXZ630E□□120MEB5D	1,500	18 × 35	0.030	0.060	3,100	ELXZ630E□□152MM35S	
	22	6.3 × 11.5	1.0	2.0	240	ELXZ630E□□220MFB5D	1,800	18 × 40	0.025	0.050	3,210	ELXZ630E□□182MM40S	

□□ : Enter the appropriate lead forming or taping code.

◆RATED RIPPLE CURRENT MULTIPLIERS

●Frequency Multipliers

Capacitance (μF)	Frequency (Hz)			
	120	1k	10k	100k
12 to 180	0.40	0.75	0.90	1.00
220 to 560	0.50	0.85	0.94	1.00
680 to 1,800	0.60	0.87	0.95	1.00
2,200 to 3,900	0.75	0.90	0.95	1.00
4,700 to 18,000	0.85	0.95	0.98	1.00

The endurance of capacitors is reduced with internal heating produced by ripple current at the rate of halving the lifetime with every 5°C rise. When long life performance is required in actual use, the rms ripple current has to be reduced.