

Cylindrical fuse links gG/gL and aM



Product description

Eaton's Bussmann® series Cylindrical fuse links, class gG/gL and aM, are suitable for industrial applications.

Standard features

- Compact design
- Tool free installation
- Low temperature rise
- Available with strikers
- Compatible with Eaton's Bussmann series modular fuse holders

Table 1. Catalogue symbol:

Size (mm)	Without indicator (example)	With striker* (example)
Class gG/gL		
10 x 38	C10G(amps) (C10G4)	N/A
14 x 51	C14G(amps) (C14G4)	C14G(amps)S* (C14G4S)
22 x 58	C22G(amps) (C22G4)	C22G(amps)S* (C22G4S)
Class aM		
10 x 38	C10M(amps) (C10M4)	N/A
14 x 51	C14M(amps) (C14M4)	C14M(amps)S* (C14M4S)
22 x 58	C22M(amps) (C22M12)	C22M(amps)S* (C22M12S)

* Striker fuse links can operate a microswitch for remote fuse link operated indication

Fuse size:

- 10 x 38, 14 x 51 and 22 x 58 mm

Technical data:

- Volts: 400 to 690 V a.c.
- Amps: 0.25 to 125 A
- Breaking capacity: 80 and 120 kA AC
- Class of operation: gG/gL and aM

Standards/Approvals:

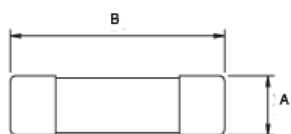
- IEC 60269

Packaging:

- 10 per carton

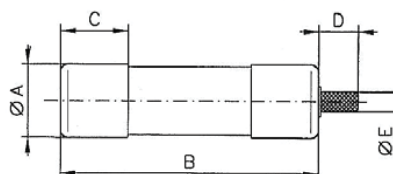
Dimensions - mm

Fuse links without indicator



Size (mm)	A	B
10 x 38 mm	10	38
14 x 51 mm	14	51
22 x 58 mm	22	58

Fuse links with striker



Size (mm)	A	B	C	D	E
14 x 51	14	51	13	8	4
22 x 58	22	58	16	8	4

* For striker fuse links applications use CH14(# of poles) DMSU-F or CH22(# of poles)DMSU-F fuse holders with microswitch auxiliary contacts

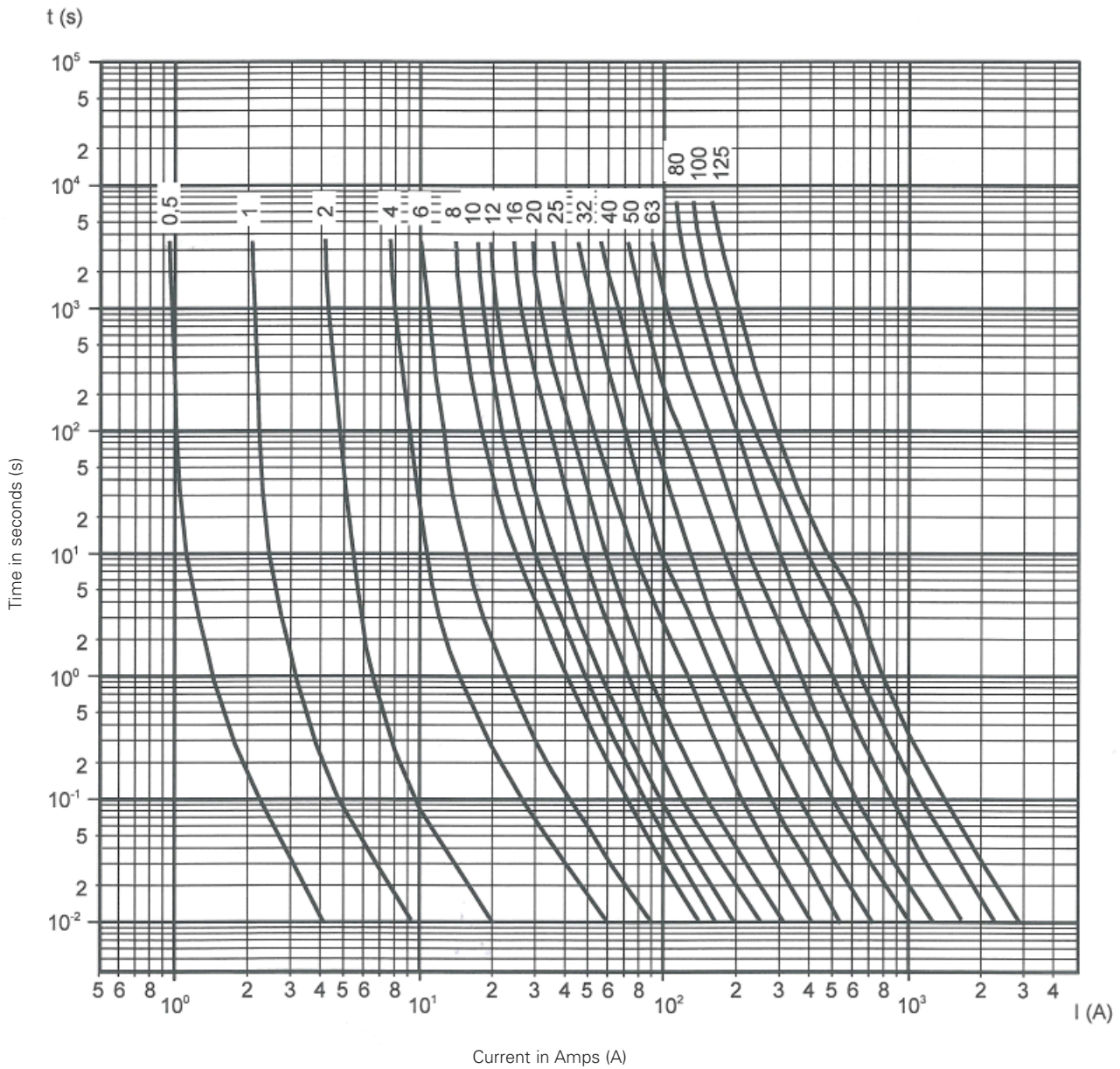
Cylindrical fuse links gG/gL and aM

Table 2. Catalogue numbers gG/gL 10 x 38, 14 x 51 and 22 x 58 mm

Size (mm)	Class	Current (A)	Voltage (V a.c.)	Breaking Capacity (kA)	Catalogue Numbers	Pack Qty	Fuse Holders*	Size (mm)	Class	Current (A)	Voltage (V a.c.)	Breaking Capacity (kA)	Catalogue Numbers	Pack Qty	Fuse Holders*
10 x 38 mm Without indicator								22 x 58 mm Without indicator							
10 x 38	gG/gL	0.5	500	120	C10G0-5	10	CHM	22 x 58	gG/gL	2	690	80	C22G2	10	CH22
10 x 38	gG/gL	1	500	120	C10G1	10	CHM	22 x 58	gG/gL	4	690	80	C22G4	10	CH22
10 x 38	gG/gL	2	500	120	C10G2	10	CHM	22 x 58	gG/gL	6	690	80	C22G6	10	CH22
10 x 38	gG/gL	4	500	120	C10G4	10	CHM	22 x 58	gG/gL	8	690	80	C22G8	10	CH22
10 x 38	gG/gL	6	500	120	C10G6	10	CHM	22 x 58	gG/gL	10	690	80	C22G10	10	CH22
10 x 38	gG/gL	8	500	120	C10G8	10	CHM	22 x 58	gG/gL	12	690	80	C22G12	10	CH22
10 x 38	gG/gL	10	500	120	C10G10	10	CHM	22 x 58	gG/gL	16	690	80	C22G16	10	CH22
10 x 38	gG/gL	12	500	120	C10G12	10	CHM	22 x 58	gG/gL	20	690	80	C22G20	10	CH22
10 x 38	gG/gL	16	500	120	C10G16	10	CHM	22 x 58	gG/gL	25	690	80	C22G25	10	CH22
10 x 38	gG/gL	20	500	120	C10G20	10	CHM	22 x 58	gG/gL	32	690	80	C22G32	10	CH22
10 x 38	gG/gL	25	500	120	C10G25	10	CHM	22 x 58	gG/gL	40	690	80	C22G40	10	CH22
10 x 38	gG/gL	32	400	120	C10G32	10	CHM	22 x 58	gG/gL	50	690	80	C22G50	10	CH22
14 x 51 mm Without indicator								22 x 58 mm With striker							
14 x 51	gG/gL	1	690	80	C14G1	10	CH14	22 x 58	gG/gL	4	690	80	C22G4S	10	CH22
14 x 51	gG/gL	2	690	80	C14G2	10	CH14	22 x 58	gG/gL	6	690	80	C22G6S	10	CH22
14 x 51	gG/gL	4	690	80	C14G4	10	CH14	22 x 58	gG/gL	8	690	80	C22G8S	10	CH22
14 x 51	gG/gL	6	690	80	C14G6	10	CH14	22 x 58	gG/gL	10	690	80	C22G10S	10	CH22
14 x 51	gG/gL	8	690	80	C14G8	10	CH14	22 x 58	gG/gL	12	690	80	C22G12S	10	CH22
14 x 51	gG/gL	10	690	80	C14G10	10	CH14	22 x 58	gG/gL	16	690	80	C22G16S	10	CH22
14 x 51	gG/gL	12	690	80	C14G12	10	CH14	22 x 58	gG/gL	20	690	80	C22G20S	10	CH22
14 x 51	gG/gL	16	690	80	C14G16	10	CH14	22 x 58	gG/gL	25	690	80	C22G25S	10	CH22
14 x 51	gG/gL	20	690	80	C14G20	10	CH14	22 x 58	gG/gL	32	690	80	C22G32S	10	CH22
14 x 51	gG/gL	25	690	80	C14G25	10	CH14	22 x 58	gG/gL	40	690	80	C22G40S	10	CH22
14 x 51	gG/gL	32	500	120	C14G32	10	CH14	22 x 58	gG/gL	50	690	80	C22G50S	10	CH22
14 x 51	gG/gL	40	500	120	C14G40	10	CH14	22 x 58	gG/gL	63	690	80	C22G63S	10	CH22
14 x 51	gG/gL	50	400	120	C14G50	10	CH14	22 x 58	gG/gL	80	500	120	C22G80S	10	CH22
14 x 51 mm With striker								22 x 58	gG/gL	100	500	120	C22G100S	10	CH22
14 x 51	gG/gL	2	500	120	C14G2S	10	CH14	22 x 58	gG/gL	125	400	120	C22G125S	10	CH22
14 x 51	gG/gL	4	500	120	C14G4S	10	CH14								
14 x 51	gG/gL	6	500	120	C14G6S	10	CH14								
14 x 51	gG/gL	8	500	120	C14G8S	10	CH14								
14 x 51	gG/gL	10	500	120	C14G10S	10	CH14								
14 x 51	gG/gL	12	500	120	C14G12S	10	CH14								
14 x 51	gG/gL	16	500	120	C14G16S	10	CH14								
14 x 51	gG/gL	20	500	120	C14G20S	10	CH14								
14 x 51	gG/gL	25	500	120	C14G25S	10	CH14								
14 x 51	gG/gL	32	500	120	C14G32S	10	CH14								
14 x 51	gG/gL	40	500	120	C14G40S	10	CH14								
14 x 51	gG/gL	50	400	120	C14G50S	10	CH14								

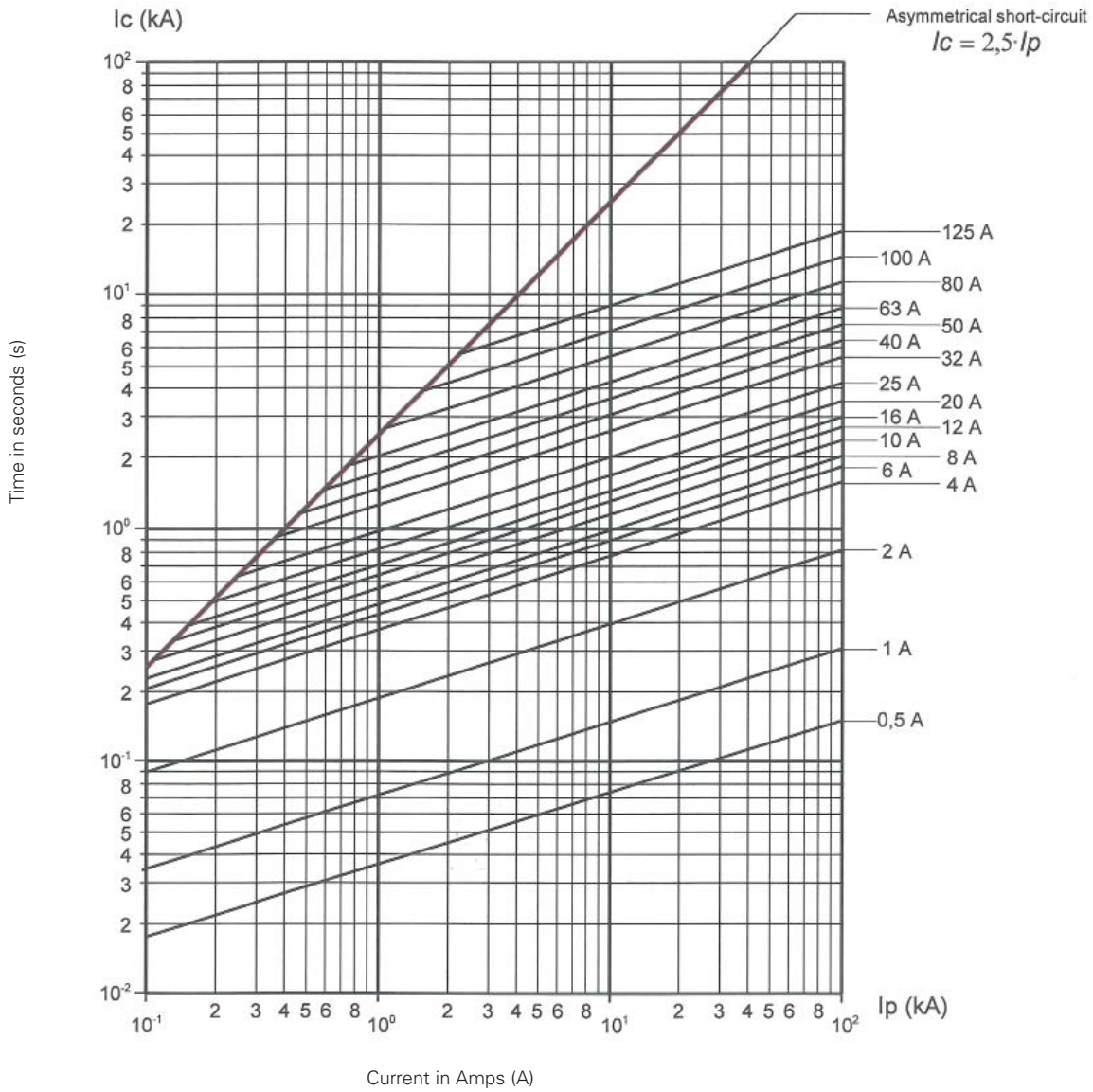
* Please contact our Technical department for further information on our range of modular fuse holders: 00 44 1509 882 699 or buletechnical@eaton.com

Time-current curves - Class gG/gL

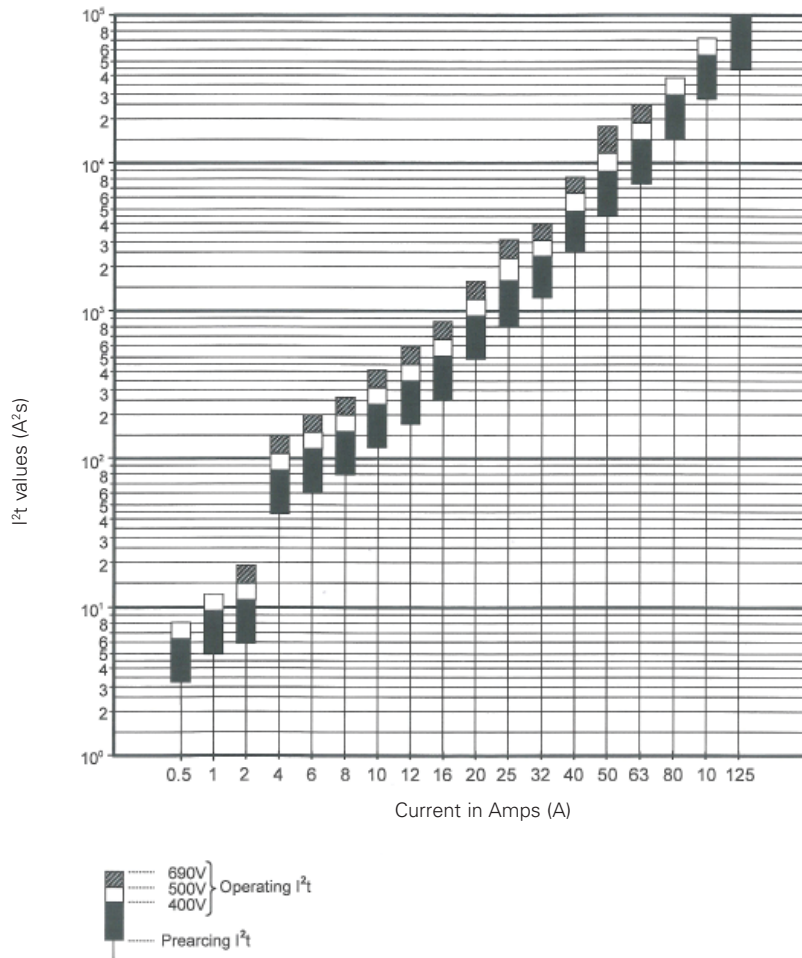


Cylindrical fuse links gG/gL and aM

Cut-off characteristics - Class gG/gL



I²t Values - Class gG/gL



Class gG/gL - Watts loss values

Amp	Size mm		
	10 x 38	14 x 51	22 x 58
0.5	1.43	-	-
1	2.77	3.9	-
2	0.6	0.9	1
4	0.7	1	1.1
6	0.85	1.15	1.3
8	0.75	1	1.1
10	1	1.3	1.5
12	1.3	1.7	1.8
16	1.6	2	2.1
20	2	2.5	2.7
25	2.6	3.3	3.3
32	2.9	3.5	3.5
40	-	4.75	4
50	-	4.8	5.5
63	-	-	6.9
80	-	-	7.8
100	-	-	9
125	-	-	11.4

Cylindrical fuse links gG/gL and aM

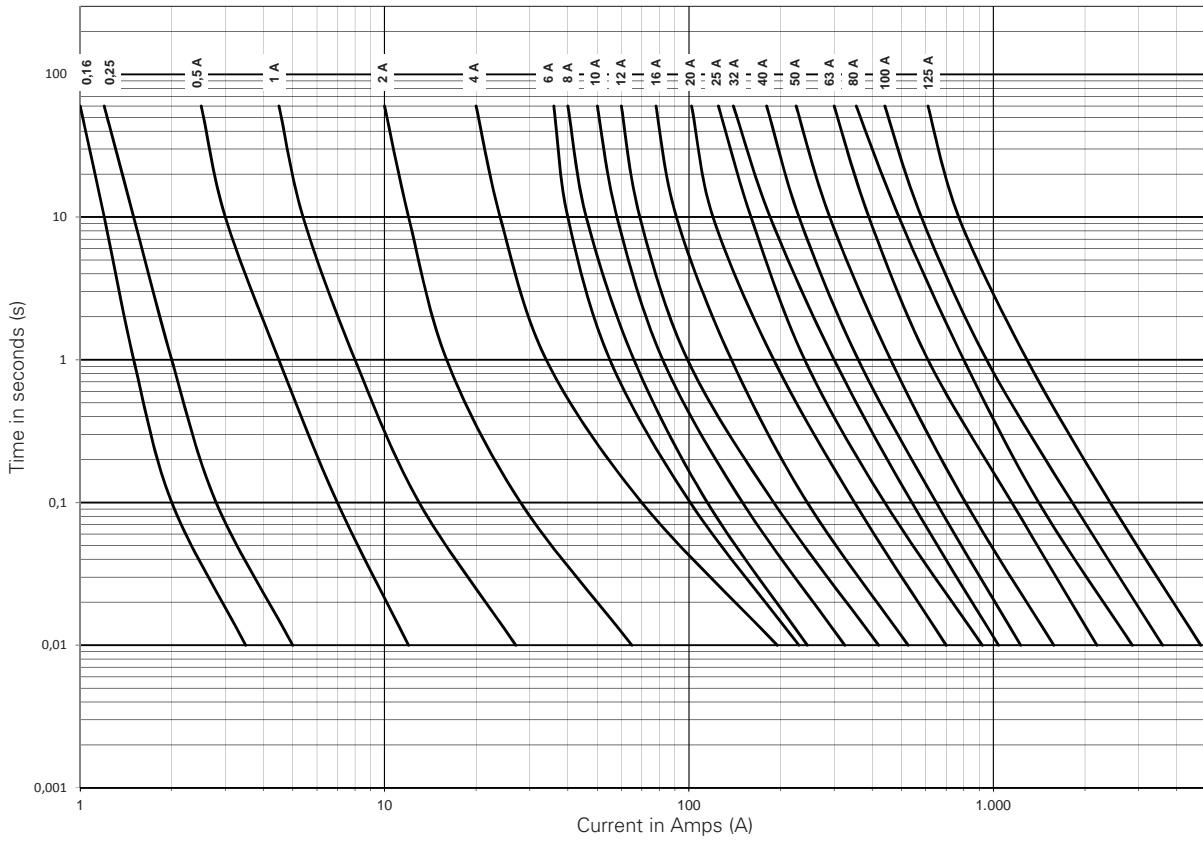
Table 3. Catalogue numbers aM 10 x 38, 14 x 51 and 22 x 58 mm

Size (mm)	Class	Current (A)	Voltage (V a.c.)	Breaking Capacity (kA)	Catalogue Numbers	Pack Qty	Fuse Holders*	Size (mm)	Class	Current (A)	Voltage (V a.c.)	Breaking Capacity (kA)	Catalogue Numbers	Pack Qty	Fuse Holders*
10 x 38 mm Without indicator								22 x 58 mm Without indicator							
10 x 38	aM	0.25	500	120	C10M0-25	10	CHM	22 x 58	aM	2	690	80	C22M2	10	CH22
10 x 38	aM	0.5	500	120	C10M0-5	10	CHM	22 x 58	aM	4	690	80	C22M4	10	CH22
10 x 38	aM	1	500	120	C10M1	10	CHM	22 x 58	aM	6	690	80	C22M6	10	CH22
10 x 38	aM	2	500	120	C10M2	10	CHM	22 x 58	aM	8	690	80	C22M8	10	CH22
10 x 38	aM	4	500	120	C10M4	10	CHM	22 x 58	aM	10	690	80	C22M10	10	CH22
10 x 38	aM	6	500	120	C10M6	10	CHM	22 x 58	aM	12	690	80	C22M12	10	CH22
10 x 38	aM	8	500	120	C10M8	10	CHM	22 x 58	aM	16	690	80	C22M16	10	CH22
10 x 38	aM	10	500	120	C10M10	10	CHM	22 x 58	aM	20	690	80	C22M20	10	CH22
10 x 38	aM	12	500	120	C10M12	10	CHM	22 x 58	aM	25	690	80	C22M25	10	CH22
10 x 38	aM	16	500	120	C10M16	10	CHM	22 x 58	aM	32	690	80	C22M32	10	CH22
10 x 38	aM	20	400	120	C10M20	10	CHM	22 x 58	aM	40	690	80	C22M40	10	CH22
10 x 38	aM	25	400	120	C10M25	10	CHM	22 x 58	aM	50	690	80	C22M50	10	CH22
14 x 51 mm Without indicator								22 x 58 mm With striker							
14 x 51	aM	0.25	690	120	C14M0-25	10	CH14	22 x 58	aM	12	690	80	C22M12S	10	CH22
14 x 51	aM	0.5	690	120	C14M0-5	10	CH14	22 x 58	aM	16	690	80	C22M16S	10	CH22
14 x 51	aM	1	690	80	C14M1	10	CH14	22 x 58	aM	20	690	80	C22M20S	10	CH22
14 x 51	aM	2	690	80	C14M2	10	CH14	22 x 58	aM	25	690	80	C22M25S	10	CH22
14 x 51	aM	4	690	80	C14M4	10	CH14	22 x 58	aM	32	690	80	C22M32S	10	CH22
14 x 51	aM	6	690	80	C14M6	10	CH14	22 x 58	aM	40	690	80	C22M40S	10	CH22
14 x 51	aM	8	690	80	C14M8	10	CH14	22 x 58	aM	50	690	80	C22M50S	10	CH22
14 x 51	aM	10	690	80	C14M10	10	CH14	22 x 58	aM	63	690	80	C22M63S	10	CH22
14 x 51	aM	12	690	80	C14M12	10	CH14	22 x 58	aM	80	500	120	C22M80S	10	CH22
14 x 51	aM	16	690	80	C14M16	10	CH14	22 x 58	aM	100	500	120	C22M100S	10	CH22
14 x 51	aM	20	690	80	C14M20	10	CH14	22 x 58	aM	125	400	120	C22M125S	10	CH22
14 x 51	aM	25	690	80	C14M25	10	CH14								
14 x 51	aM	32	500	120	C14M32	10	CH14								
14 x 51	aM	40	500	120	C14M40	10	CH14								
14 x 51	aM	50	400	120	C14M50	10	CH14								
14 x 51 mm With striker															
14 x 51	aM	2	500	120	C14M2S	10	CH14								
14 x 51	aM	4	500	120	C14M4S	10	CH14								
14 x 51	aM	6	500	120	C14M6S	10	CH14								
14 x 51	aM	8	500	120	C14M8S	10	CH14								
14 x 51	aM	10	500	120	C14M10S	10	CH14								
14 x 51	aM	12	500	120	C14M12S	10	CH14								
14 x 51	aM	16	500	120	C14M16S	10	CH14								
14 x 51	aM	20	500	120	C14M20S	10	CH14								
14 x 51	aM	25	500	120	C14M25S	10	CH14								
14 x 51	aM	32	500	120	C14M32S	10	CH14								
14 x 51	aM	40	500	120	C14M40S	10	CH14								
14 x 51	aM	50	400	120	C14M50S	10	CH14								

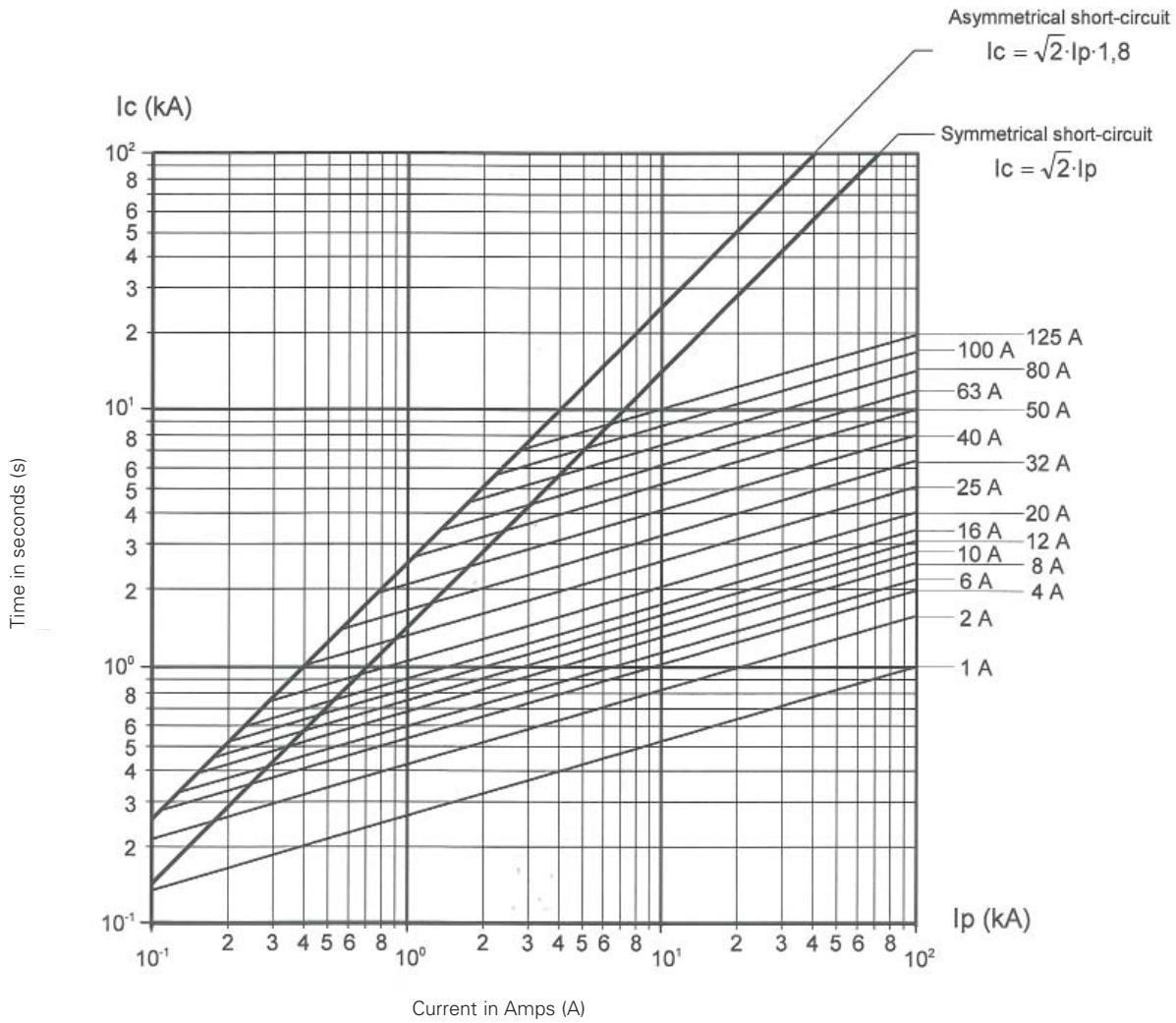
* Please contact our Technical department for further information on our range of modular fuse holders: 00 44 1509 882 699 or buletechnical@eaton.com

Cylindrical fuse links gG/gL and aM

Time-current curves - Class aM

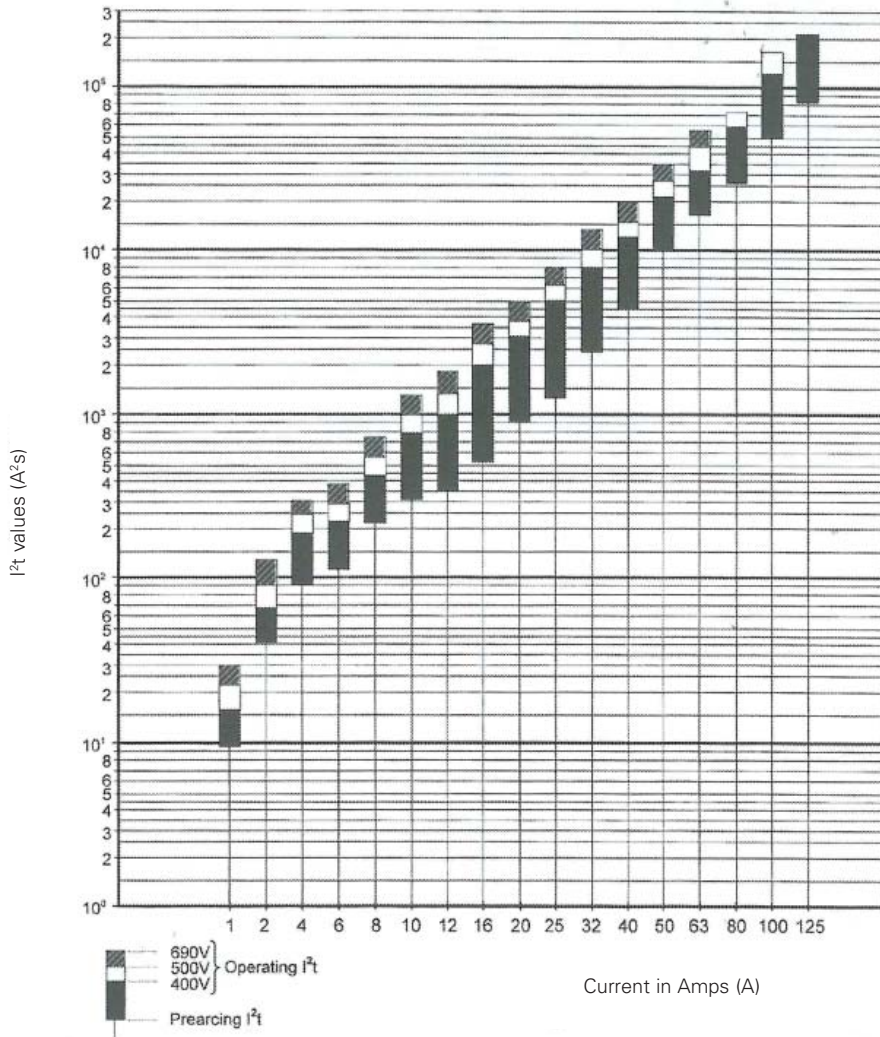


Cut-off characteristics - Class aM



Cylindrical fuse links gG/gL and aM

I²t Values - Class aM



Class aM - Watts loss values

Amp	Size mm		
	10 x 38	14 x 51	22 x 58
0.25	0.35	0.41	-
0.5	0.49	0.69	-
1	0.10	0.14	-
2	0.18	0.24	0.29
4	0.31	0.45	0.48
6	0.32	0.42	0.47
8	0.52	0.70	0.73
10	0.55	0.53	0.74
12	0.63	0.88	0.83
16	0.92	1.16	1.21
20	0.96	1.23	1.29
25	1.40	1.46	1.53
32	-	2.04	2.13
40	-	2.60	3.40
50	-	2.90	3.48
63	-	-	4.46
80	-	-	5.86
100	-	-	6.61
125	-	-	8.42

Changes to the products, to the information contained in this document, and to prices are reserved; so are errors and omissions. Only order confirmations and technical documentation by Eaton is binding. Photos and pictures also do not warrant a specific layout or functionality. Their use in whatever form is subject to prior approval by Eaton. The same applies to Trademarks (especially Eaton, Moeller, and Cutler-Hammer). The Terms and Conditions of Eaton apply, as referenced on Eaton Internet pages and Eaton order confirmations.

Eaton
 EMEA Headquarters
 Route de la Longeraie 7
 1110 Morges, Switzerland

Eaton Electrical Products Limited
 Melton Road
 Burton-on-the-Wolds
 Leicestershire, LE12 5TH
 United Kingdom

© 2017 Eaton
 All Rights Reserved
 Publication No. 720115
 October 2017

Eaton is a registered trademark.

All other trademarks are property of their respective owners.