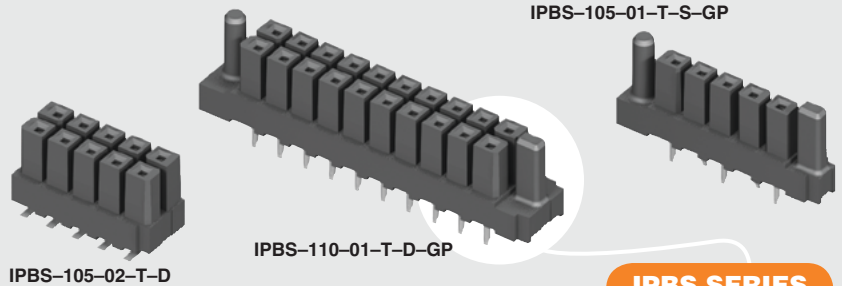


POWERMATE®

IPBS-105-01-T-S-GP



(4.19 mm) .165"

IPBS SERIES

ISOLATED CONTACT POWER SOCKET

SPECIFICATIONS

For complete specifications see www.samtec.com?IPBS

Insulator Material: Black Liquid Crystal Polymer

Contact Material: Phosphor Bronze

Plating: Sn over 50 μ" (1.27 μm) Ni

Operating Temp Range: -55 °C to +105 °C

Insertion Depth: (6.15 mm) .242" to (7.24 mm) .285"

Wiping Distance: (0.38 mm) .015" min.

Voltage Rating: 400 VAC/565 VDC

Standard Creepage: (4.27 mm) .168" (-S)

(1.68 mm) .066" (-D)

Standard Clearance: (2.16 mm) .085" (-S)

(1.14 mm) .045" (-D)


RoHS Compliant: Yes

Lead-Free Solderable: Yes

Yes

Mates with:
IPBT

CREEPAGE AND CLEARANCE



Selectively loading contacts achieves customer specific creepage and clearance requirements. Contact asp@samtec.com

Individually shrouded contacts

Optional polarized guide posts

RUGGEDIZED
BY SAMTEC

- Individually shrouded contacts
- Polarized guide post option

(4.19 mm)
.165"
pitch

IPBT/IPBS	
PINS POWERED	CURRENT RATING (PER CONTACT)
2	10.3 A
4	8.4 A
6	7.6 A
8	7.1 A
30	6.0 A

IPBS	1 NO. OF POSITIONS PER ROW	LEAD STYLE	PLATING OPTION	ROW OPTION	OPTION
	02, 03, 04, 05, 08, 10, 15 (-D only)	-01 = Standard Power	-T = Matte Tin	-S = Single Row	-GP = Guide Post
	02, 03, 04, 05, 08, 10 (-S only) (Standard sizes)	-02 = Standard Power Surface Mount		-D = Double Row	

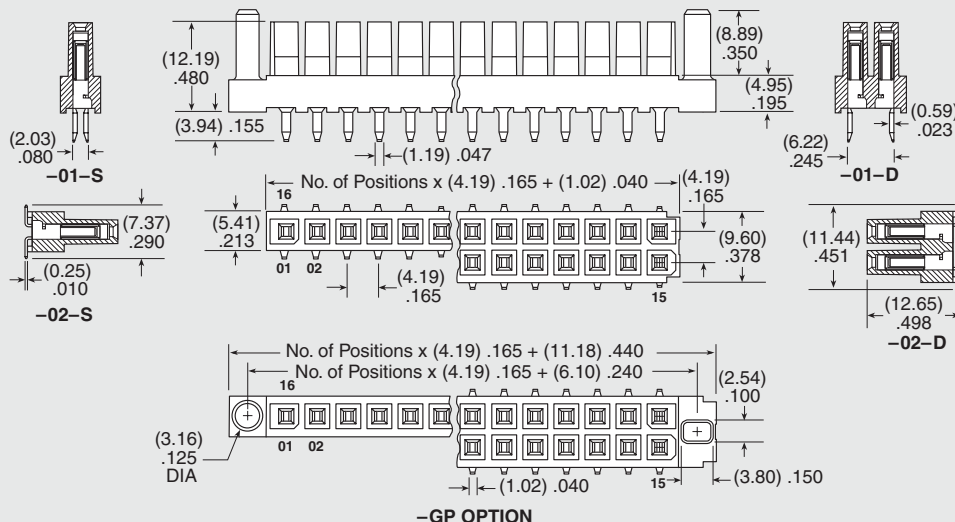
RECOGNITIONS

For complete scope of recognitions see www.samtec.com/quality



ALSO AVAILABLE (MOQ Required)

- Other sizes



Due to technical progress, all designs, specifications and components are subject to change without notice.

WWW.SAMTEC.COM

All parts within this catalog are built to Samtec's specifications. Customer specific requirements must be approved by Samtec and identified in a Samtec customer-specific drawing to apply.