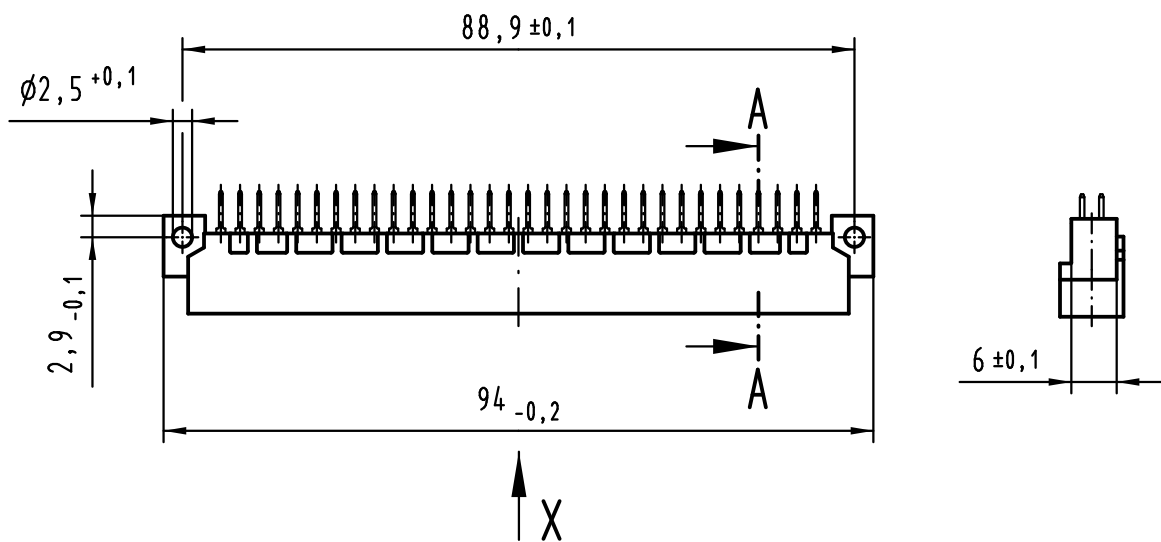
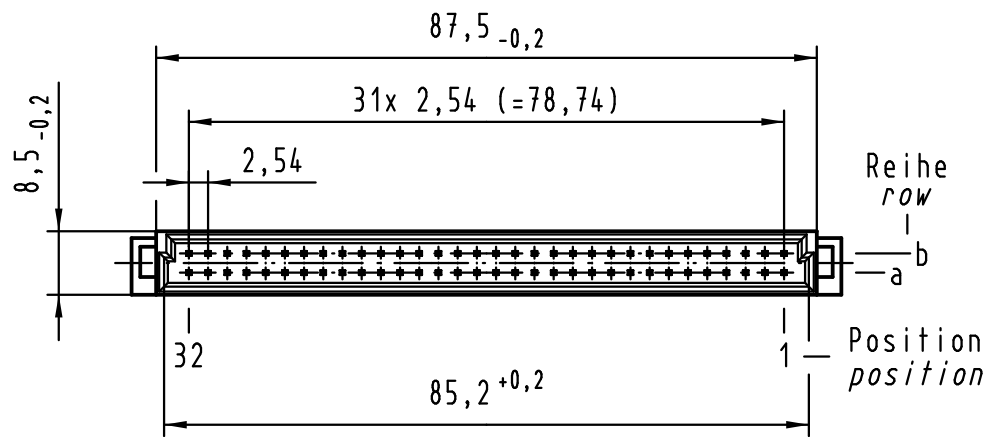
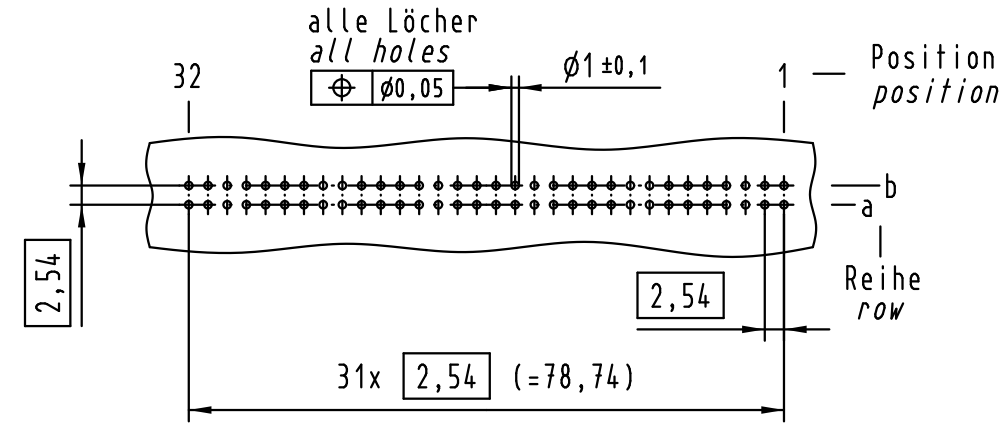
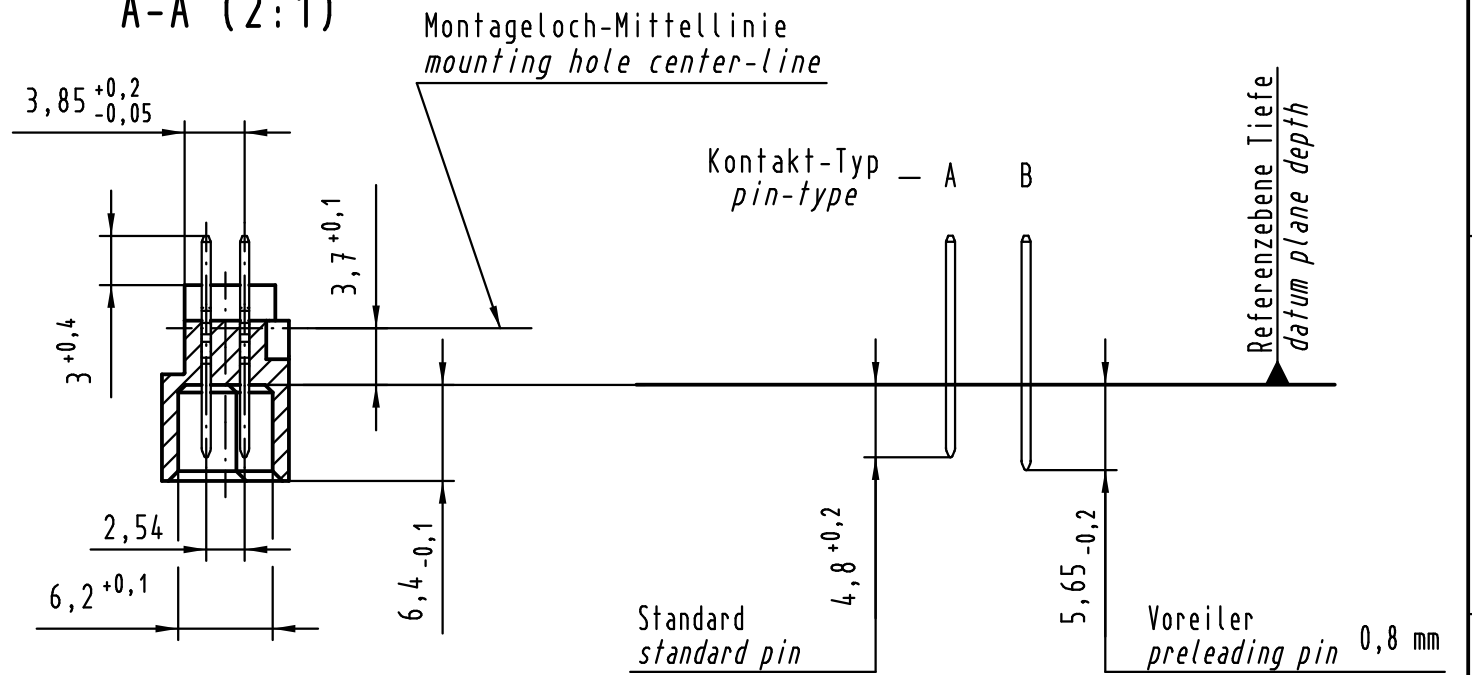


Alle Rechte vorbehalten/ All rights reserved

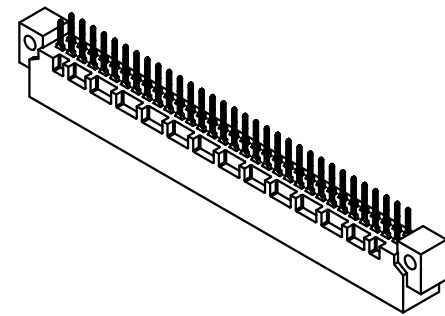
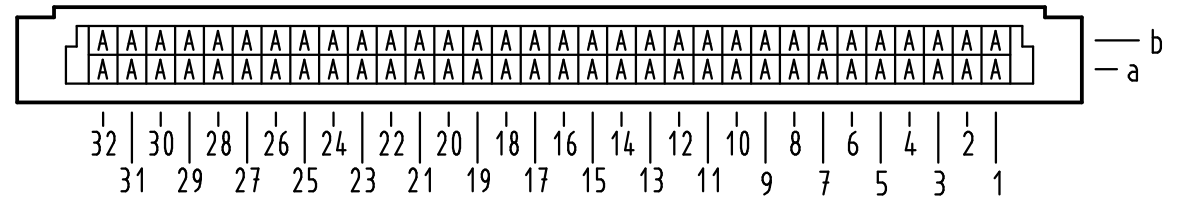
X Lochbild board drillings



A-A (2:1)



X Kontaktbelegung contact loading



① weitere Informationen siehe: DS 09 03 120 02 01
further information see: DS 09 03 120 02 01

| | |
|-------------------------|--|
| 09 02 164 7922 | 3 |
| 09 02 164 6922 | 2 |
| 09 02 164 2922 | 1 |
| Bestell-Nr. part-no. | Anforderungsstufe performance level ① |

| | | | | | | |
|---|----------------|-----------------------------------|---------------|---------------|--|--------------------------|
| All Dimensions in mm Original Size DIN A 3 | | Techn. Character. | | | Nicht tolerierte Maßel/Free size tolerances IEC 60603-2 | |
| | | Dat. | Name | Maßstab/Scale | Bauform / type B Messerleiste Einlöt 64-polig male connector solder 64-pole | |
| | | Detail. | 21.07.00 Rie. | 1:1 | | |
| 36467 | 16.12.11 Hage. | Insp. | 21.07.00 Pa. | | | |
| 35345 | 10.10.08 Hage. | Stand. | | | | |
| 34650 | 24.10.07 Hage. | HARTING Electronics GmbH & Co. KG | | | | TB 09 02 164 x922 |
| 28028 | | D-32339 ESPELKAMP | | | | |
| Mod. | Dat. | Name | | | | Blatt/ page |

| | | |
|------|--|--|
| Sub. | | |
|------|--|--|