


MAXIMUM SOLUTIONS

Mill-Max Target Connectors for Spring Pins Hit the Mark



Mill-Max Target Connectors provide a convenient mating surface to connect with Mill-Max spring pins. They can be utilized in any spring pin application requiring conductive lands. Examples are: board stacking, elevated circuits or recharging applications.

Mill-Max precision-machined pins are plated with 10 micro inches hard gold and assembled in high temperature PCT thermoplastic.

The large .070" diameter target pin face is a convenient, easy-to-hit target for .042" diameter plungers, common to Mill-Max spring pins.

In non-standard applications, modifying a Mill-Max Target Connector is a much more cost-effective approach than modifying its complex, multi-part spring pin mate. For more information, visit www.mill-max.com/PR587.

We offer our spring-loaded connectors in a variety of families of single and double row strip assemblies for .50" or .100" mounting grids – low and high profile surface mount styles are available on carrier tape and through-hole style for manual placement. We also offer a choice of 50+ discrete spring-loaded contacts for use in customer specific assemblies. Ask for datasheet PR561 for details on our spring-loaded parts.

For expert assistance with your specific application, please contact our engineers at techsupport@mill-max.com, or call 516-922-6000.

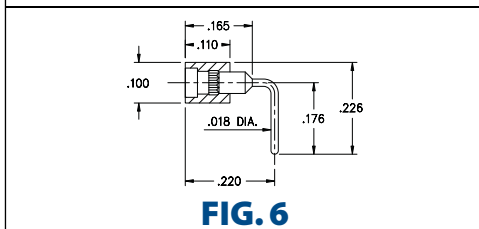
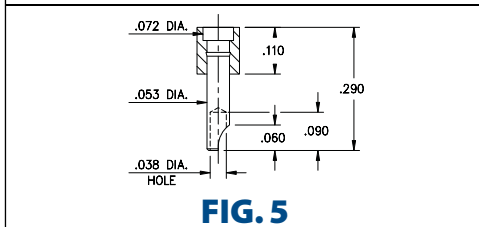
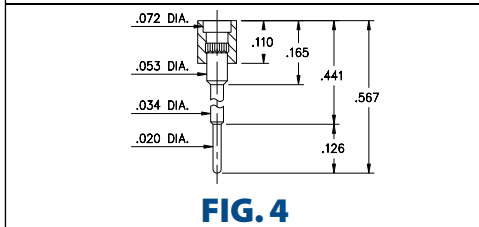
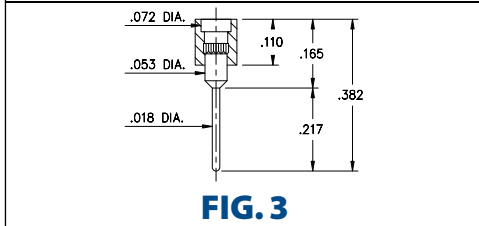
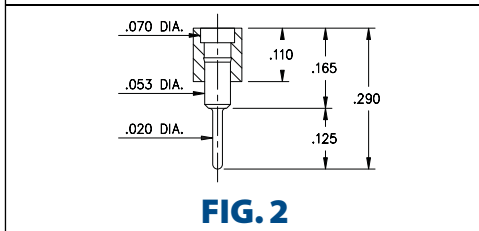
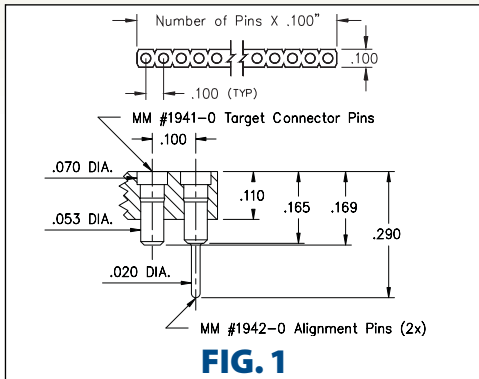
(5/14 -- PR587)

Mill-Max Mfg. Corp. • 190 Pine Hollow Road, Oyster Bay, NY 11771
516-922-6000 • Fax: 516-922-9253 • www.mill-max.com




SPRING-LOADED CONNECTORS



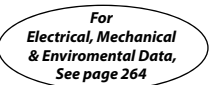


SERIES 319, 330, 399 • .100" GRID TARGET CONNECTORS FOR SPRING-LOADED ASSEMBLIES • SINGLE ROW STRIPS



- Series 319, 330 and 399 Spring Target Connectors, supplied in single row strips
- Spring Target Connectors present a large flat surface for making contact with our standard .042" dia. spring pin plungers. The target connectors provide an excellent gold-plated conductive path back to the board mounted spring pin connector
- Target connectors use MM #1938, #1940, #1941, #1942 and #3024 pins. See page 218 for details
- Insulators are high temperature thermoplastic



ORDERING INFORMATION

FIG. 1	Series 319...041 Surface Mount w/ Alignments Pins
	319-10-1__-30-041000 Specify number of pins 03-64
FIG. 2	Series 319...001 Standard Solder Tails
	319-10-1__-00-001000 Specify number of pins 01-64
FIG. 3	Series 319...002 Long Solder Tails
	319-10-1__-00-002000 Specify number of pins 01-64
FIG. 4	Series 319...005 Elevated with Solder Tails
	319-10-1__-00-005000 Specify number of pins 01-64
FIG. 5	Series 330...240 Solder Cups
	330-10-1__-00-240000 Specify number of pins 01-64
FIG. 6	Series 399...008 Right Angle Solder Tails
	399-10-1__-10-008000 Specify number of pins 01-64
  	
SPECIFY PLATING CODE XX=	10 
Pin Plating 	10 μ" Au

SPRING-LOADED CONNECTORS

SERIES 419, 430, 499 • .100" GRID TARGET CONNECTORS FOR SPRING-LOADED ASSEMBLIES • DOUBLE ROW STRIPS

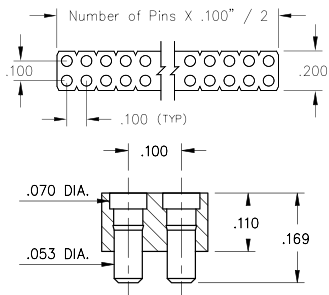


Fig. 1 and Fig. 2 Coplanarity .005". For pin counts >20 positions, consult Technical Support.

FIG. 1

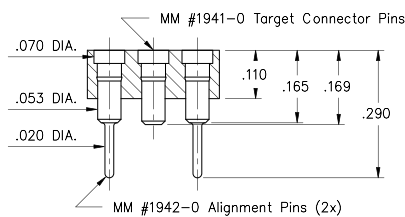


FIG. 2

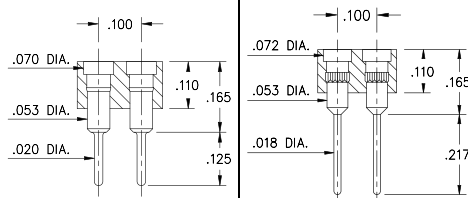


FIG. 3

FIG. 4

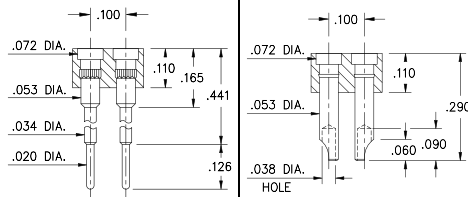


FIG. 5

FIG. 6

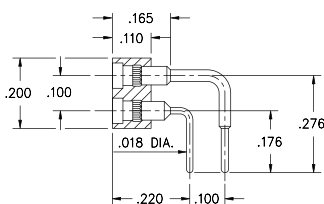



FIG. 7

- Series 419, 430 and 499 Spring Target Connectors, supplied in double row strips
- Spring Target Connectors present a large flat surface for making contact with our standard .042" dia. spring pin plungers. The target connectors provide an excellent gold-plated conductive path back to the board mounted spring pin connector
- Target connectors use MM #1938, #1940, #1941, #1942 and #3024 pins. See page 218 for details
- Insulators are high temperature thermoplastic



ORDERING INFORMATION

FIG. 1	Series 419...041 Surface Mount	419-10-2__-30-041000	Specify number of pins	04-64
	Series 419...042 Surface Mount w/ Alignments Pins	419-10-2__-30-042000	Specify number of pins	06-64
FIG. 3	Series 419...001 Standard Solder Tails	419-10-2__-00-001000	Specify number of pins	04-64
	Series 419...002 Long Solder Tails	419-10-2__-00-002000	Specify number of pins	04-64
FIG. 5	Series 419...005 Elevated with Solder Tails	419-10-2__-00-005000	Specify number of pins	04-64
	Series 430...240 Solder Cups	430-10-2__-00-240000	Specify number of pins	04-64
FIG. 7	Series 499...008 Right Angle Solder Tails	499-10-2__-10-008000	Specify number of pins	04-64
	<div style="display: flex; justify-content: space-around; align-items: center;"> <div style="border: 1px solid black; padding: 5px; background-color: #90EE90;">RoHS-2 2011/65/EU</div> <div style="border: 1px solid black; border-radius: 50%; padding: 5px;">XX=Plating Code See Below</div> <div style="border: 1px solid black; border-radius: 50%; padding: 5px;">For Electrical, Mechanical & Environmental Data, See page 264</div> </div>			
SPECIFY PLATING CODE XX=		10	◆	
Pin Plating			10 μ" Au	



SPRING-LOADED CONNECTORS

SERIES 856, 857 • .050" GRID TARGET CONNECTORS FOR SPRING-LOADED ASSEMBLIES • SINGLE AND DOUBLE ROW STRIPS

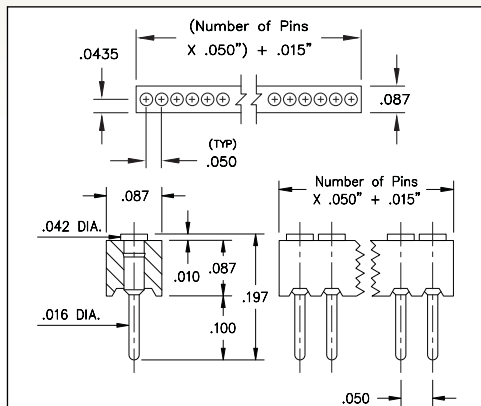


FIG. 1

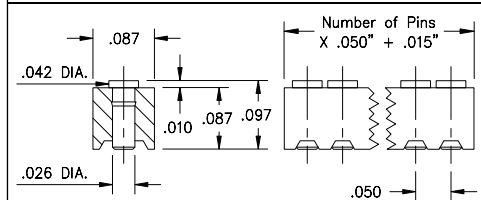


FIG. 2

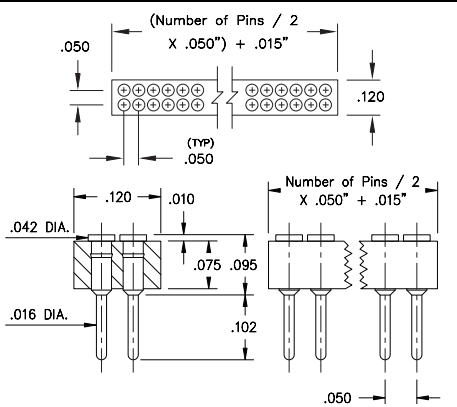


FIG. 3

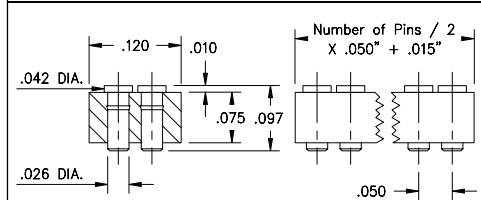



FIG. 4

- Series 856 and 857 Spring Target Connectors, supplied in single and double row strips
- Spring Target Connectors present a large flat surface for making contact with our standard .019" dia. spring pin plungers. The target connectors provide an excellent gold-plated conductive path back to the board-mounted spring pin connector
- Target connectors use MM #1933 and #1935 pins. See page 213 for details
- Insulators are high temperature thermoplastic



ORDERING INFORMATION

	Series 856...051	Standard Solder Tails
FIG. 1	856-10-0	-10-051000
	Specify number of pins	01-20
	Series 856...051	Surface Mount
FIG. 2	856-10-0	-30-051000
	Specify number of pins	02-20
	Series 857...051	Standard Solder Tails
FIG. 3	857-10-0	-10-051000
	Specify number of pins	04-40
	Series 857...051	Surface Mount
FIG. 4	857-10-0	-30-051000
	Specify number of pins	04-40
<div style="display: flex; justify-content: space-around; align-items: center;"> <div style="border: 1px solid black; padding: 5px; background-color: #90EE90;">RoHS-2 2011/65/EU</div> <div style="border: 1px solid black; border-radius: 50%; padding: 5px;">XX=Plating Code See Below</div> <div style="border: 1px solid black; border-radius: 50%; padding: 5px;">For Electrical, Mechanical & Environmental Data, See page 264</div> </div>		
SPECIFY PLATING CODE XX=		
Pin Plating	10 10 μ" Au	

Mouser Electronics

Authorized Distributor

Click to View Pricing, Inventory, Delivery & Lifecycle Information:

Mill-Max:

[330-10-164-00-240000](#) [419-10-264-00-002000](#) [856-10-003-10-051000](#) [856-10-004-10-051000](#) [856-10-005-10-051000](#) [856-10-007-10-051000](#) [856-10-008-30-051000](#) [856-10-009-10-051000](#) [856-10-010-10-051000](#) [856-10-010-30-051000](#) [856-10-012-10-051000](#) [856-10-012-30-051000](#) [856-10-020-10-051000](#) [856-10-020-30-051000](#) [857-10-004-10-051000](#) [857-10-008-10-051000](#) [857-10-020-10-051000](#) [857-10-040-10-051000](#) [857-10-040-30-051000](#) [419-10-226-00-001000](#) [419-10-232-00-001000](#) [419-10-226-00-002000](#) [419-10-244-00-001000](#) [419-10-246-30-041000](#) [419-10-236-30-041000](#) [419-10-220-00-005000](#) [419-10-242-30-041000](#) [856-10-019-10-051000](#) [856-10-016-10-051000](#) [856-10-011-10-051000](#) [856-10-013-10-051000](#) [856-10-017-10-051000](#) [856-10-014-10-051000](#) [856-10-015-10-051000](#) [856-10-018-10-051000](#) [856-10-016-30-051000](#) [856-10-018-30-051000](#) [857-10-038-30-051000](#) [857-10-022-10-051000](#) [857-10-018-30-051000](#) [857-10-028-10-051000](#) [857-10-034-30-051000](#) [857-10-014-10-051000](#) [857-10-012-30-051000](#) [857-10-022-30-051000](#) [857-10-024-10-051000](#) [857-10-032-10-051000](#) [857-10-036-10-051000](#) [857-10-034-10-051000](#) [857-10-036-30-051000](#) [857-10-014-30-051000](#) [857-10-038-10-051000](#) [857-10-032-30-051000](#) [857-10-028-30-051000](#) [857-10-026-30-051000](#) [857-10-018-10-051000](#) [419-10-218-00-002000](#) [419-10-212-00-005000](#) [419-10-214-00-005000](#) [419-10-228-00-005000](#) [419-10-232-00-005000](#) [419-10-210-00-002000](#) [419-10-236-00-002000](#) [419-10-230-00-002000](#) [419-10-234-00-005000](#) [419-10-222-00-002000](#) [419-10-226-00-005000](#) [419-10-210-00-005000](#) [419-10-236-00-005000](#) [419-10-232-00-002000](#) [419-10-204-00-002000](#) [419-10-222-00-005000](#) [419-10-264-30-041000](#) [419-10-218-00-005000](#) [419-10-234-00-002000](#) [419-10-224-00-005000](#) [419-10-212-00-002000](#) [419-10-228-00-002000](#)