

INTERCONNECTS

SERIES 442 • 2,54 GRID BOARD STACKING HEADERS • DOUBLE ROW STRIPS

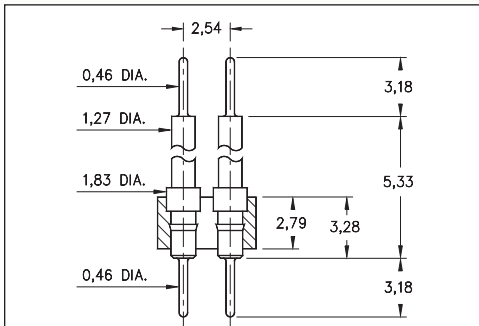


FIG. 1

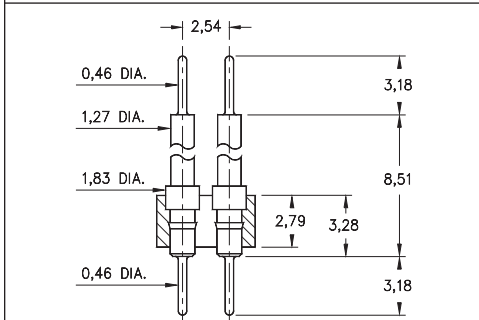


FIG. 2

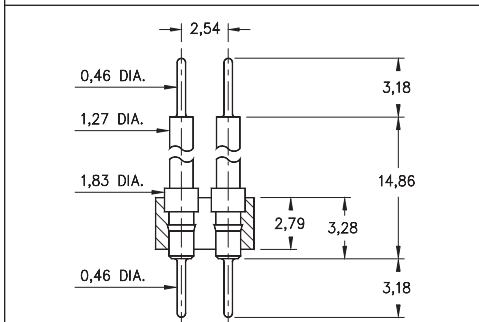


FIG. 3

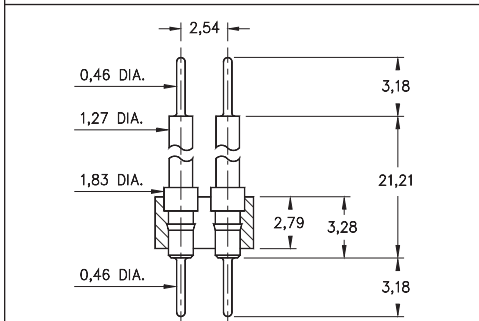



FIG. 4

- Series 442 interconnect header strips come in four heights with 0,46 dia. pluggable solder tails at both ends

442...591 uses pin #4259-1 (L = 5,33)
 442...592 uses pin #4259-2 (L = 8,51)
 442...593 uses pin #4259-3 (L = 14,86)
 442...594 uses pin #4259-4 (L = 21,21)
 See page 212 for details

- Insulators are high temperature thermoplastic, suitable for all soldering operations



ORDERING INFORMATION

	Series 442...591	0,46 / 0,46 Dia. Solder Tails
FIG. 1	442-XX-2	-00-591000
	Specify number of pins	04-64
FIG. 2	Series 442...592	0,46 / 0,46 Dia. Solder Tails
	442-XX-2	-00-592000
	Specify number of pins	04-64
FIG. 3	Series 442...593	0,46 / 0,46 Dia. Solder Tails
	442-XX-2	-00-593000
	Specify number of pins	04-64
FIG. 4	Series 442...594	0,46 / 0,46 Dia. Solder Tails
	442-XX-2	-00-594000
	Specify number of pins	04-64



XX=Plating Code
See Below

For
Electrical, Mechanical
& Environmental Data,
See page 264

SPECIFY PLATING CODE XX=	10	90	40	
Pin Plating	0,25µm Au	5,08µm Sn/Pb	5,08µm Sn	



Mouser Electronics

Authorized Distributor

Click to View Pricing, Inventory, Delivery & Lifecycle Information:

Mill-Max:

[442-90-264-00-594000](#) [442-90-264-00-593000](#) [442-90-264-00-592000](#) [442-90-264-00-591000](#) [442-10-264-00-594000](#) [442-10-264-00-593000](#) [442-10-264-00-592000](#) [442-10-264-00-591000](#) [442-40-264-00-594000](#) [442-40-264-00-593000](#) [442-40-264-00-592000](#) [442-40-264-00-591000](#) [442-10-212-00-594000](#) [442-10-216-00-592000](#) [442-10-220-00-592000](#) [442-10-220-00-594000](#) [442-10-216-00-591000](#) [442-10-210-00-594000](#) [442-10-220-00-593000](#) [442-10-256-00-593000](#) [442-40-210-00-592000](#) [442-90-230-00-591000](#) [442-90-252-00-593000](#) [442-90-232-00-593000](#)