

## C32xx/C39xx Model

5x7 mm SMD, 5V, HCMOS

<b>Frequency Range:</b>	1.544 MHz to 100.000 MHz
<b>Frequency Stability Options:</b>	±20*, ±25, ±50, ±100 (ppm)
<b>Temperature Range: (standard)</b>	0°C to +70°C
(Option "M")	-20°C to +70°C
(Option "E"*)	-40°C to +85°C
<b>Storage Temperature:</b>	-45°C to 90°C
<b>Input Voltage:</b>	5.0V ±0.5V
<b>Input Current:</b>	60mA Max
<b>Standby Current:</b>	10uA Max
<b>Output:</b>	HCMOS
<b>Symmetry:</b>	
(Standard "2")	40/60% Max @ 50% Vdd
(Option "9")	45/55% Max @ 50% Vdd
<b>Rise/Fall Time:</b>	6ns Max @ 20% to 80% Vdd
<b>Logic:</b>	"0" = 10% Vdd Max "1" = 90% Vdd Min
<b>Disable Time:</b>	200ns Max
<b>Start-up Time:</b>	10ms Max
<b>Load:</b>	30pF Max
<b>Jitter RMS:</b> 12kHz~20MHz	0.5ps Typical, 1ps Max
<b>Sub-harmonics:</b>	None
<b>Aging:</b>	<3ppm 1 <sup>st</sup> year, <1ppm every year thereafter

\*available in select frequencies -40/85

Model C32xx/C39xx is a 1.544 MHz to 100.000 MHz HCMOS Clock Oscillator operating at 5.0 Volts. The oscillator utilizes Fundamental or High Q Third Overtone crystal design providing very low Jitter and Phase Noise. No Sub-Harmonics are present in the Output Signal.

### Applications:

Digital Video  
SONET/SDH/DWDM  
Storage Area Networks  
Broadband Access  
Ethernet, Gigabit Ethernet

### Mechanical:

Shock: MIL-STD-883, Method 2002, Condition B  
Vibration: MIL-STD-883, Method 2007, Condition A  
Solderability: MIL-STD-883, Method 2003  
Solvent Resistance: MIL-STD-202, Method 215  
Resistance to Soldering Heat: MIL-STD-202, Method 210, Condition I or J

### Environmental:


Thermal Shock: MIL-STD-883, Method 1011, Condition A  
Moisture Resistance: MIL-STD-883, Method 1004

Rev: S

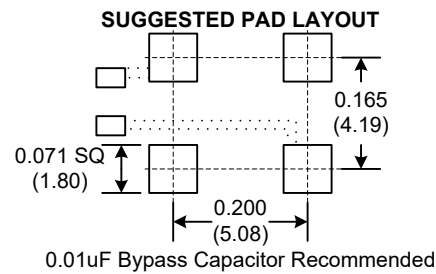
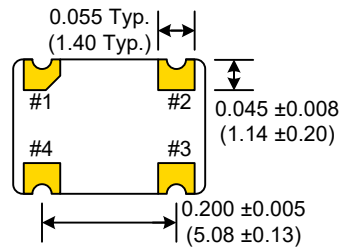

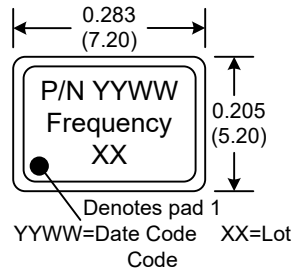
Date: 04-Aug-2020

Page 1 of 2

Crystek Corporation reserves the right to make changes to its products and/or information contained herein without notice. No liability is assumed as a result of its use or application.



## C32xx/C39xx Model 5x7 mm SMD, 5V, HCMOS



Dimensions inches (mm)  
All dimensions are Max unless otherwise specified.

Enable/Disable	
Function pin 1	Output pin
Open "1" level 0.7×Vcc Min "0" level 0.3×Vcc Max	Active Active High Z

PIN	Function
1	E/D
2	GND
3	OUT
4	Vcc

## Crystek Part Number Guide

C X 3 X 9 X - 44.736MHz

#1 #2 #3 #4

#1 Temp. Range: Blank = 0/70°C, M = -20/70°C, E = -40/85°C  
#2 Symmetry: 2 = 40/60%, 9 = 45/55%  
#3 Stability: (see Table 1)  
#4 Frequency in MHz: 3 or 6 decimal places

Example:

C3292-44.736MHz = 5.0V, 0/70°C, 40/60%, ±50ppm, 44.736MHz  
CM3991-44.736MHz = 5.0V, -20/70°C, 45/55%, ±25ppm, 44.736MHz  
CE3290-44.736MHz = 5.0V, -40/85°C, 40/60%, ±100ppm, 44.736MHz

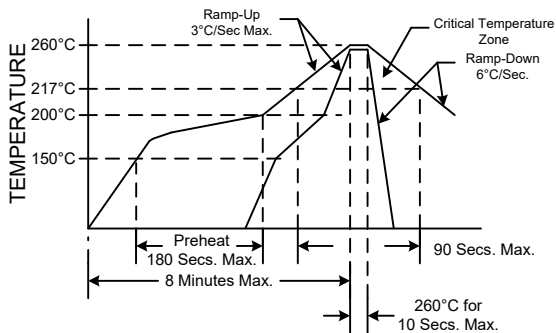
### Stability Indicator

0	±100ppm
2	± 50ppm
1	± 25ppm
8*	± 20ppm

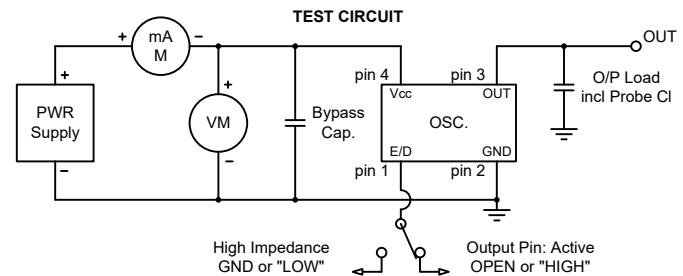
\*available in select frequencies -40/85

Table 1

### RECOMMENDED REFLOW SOLDERING PROFILE



NOTE: Reflow Profile with 240°C peak also acceptable.



Rev: S

Date: 04-Aug-2020

Page 2 of 2

Crystek Corporation reserves the right to make changes to its products and/or information contained herein without notice. No liability is assumed as a result of its use or application.

# Mouser Electronics

Authorized Distributor

Click to View Pricing, Inventory, Delivery & Lifecycle Information:

## Crystek:

[C3292-25.000](#) [CE3292-7.372800](#) [C3290-25.000](#) [C3291-25.000](#) [C3292-20.480](#) [C3291-20.480](#) [C3290-20.480](#)  
[CE3291-44.736](#) [CE3290-44.736](#) [C3291-33.333](#) [C3290-33.333](#) [CE3292-44.736](#) [CE3290-33.333](#) [CE3292-33.333](#)  
[C3292-7.372800](#) [C3292-45.000](#) [C3291-45.000](#) [C3290-45.000](#) [C3292-100.000](#) [C3290-8.000](#) [C3292-8.000](#) [C3291-](#)  
[8.000](#) [C3291-2.048](#) [C3290-2.048](#) [C3291-32.000](#) [C3290-32.000](#) [C3292-2.048](#) [C3292-32.000](#) [C3291-100.000](#)  
[C3290-15.360](#) [C3291-15.360](#) [C3292-15.360](#) [C3290-7.372800](#) [C3290-49.152](#) [C3292-49.152](#) [C3291-49.152](#)  
[CE3292-66.666600](#) [C3291-32.768](#) [CE3291-19.440](#) [C3290-32.768](#) [CE3290-100.000](#) [C3292-32.768](#) [CE3290-19.440](#)  
[CE3292-19.440](#) [CE3291-25.000](#) [CE3292-25.000](#) [CE3290-25.000](#) [CE3291-30.000](#) [CE3290-30.000](#) [CE3292-30.000](#)  
[C3290-80.000](#) [C3292-80.000](#) [C3291-80.000](#) [CE3292-14.318180](#) [C3290-14.318180](#) [CE3290-45.000](#) [CE3292-45.000](#)  
[CE3290-14.318180](#) [C3292-3.686400](#) [C3292-19.440](#) [C3291-19.440](#) [C3290-19.440](#) [C3292-106.250](#) [CE3290-64.000](#)  
[C3290-66.666600](#) [CE3292-64.000](#) [C3290-60.000](#) [C3292-60.000](#) [C3291-60.000](#) [CE3291-64.000](#) [CE3292-50.000](#)  
[CE3291-50.000](#) [CE3290-50.000](#) [C3292-66.666600](#) [CE3291-7.372800](#) [CE3290-1.843200](#) [CE3291-35.000](#) [CE3292-](#)  
[35.000](#) [CE3290-35.000](#) [C3292-6.176](#) [C3291-6.176](#) [CE3292-106.250](#) [C3290-6.176](#) [C3290-4.000](#) [C3291-4.000](#)  
[C3292-4.000](#) [CE3291-106.250](#) [C3291-64.000](#) [C3290-64.000](#) [C3292-64.000](#) [CE3292-4.000](#) [CE3291-4.000](#) [CE3290-](#)  
[4.000](#) [CE3291-3.686400](#) [CE3292-12.288](#) [C3292-14.318180](#) [CE3291-12.288](#) [CE3290-12.288](#) [CE3291-1.843200](#)  
[CE3291-45.000](#)