

Barrier Blocks

Series 141

0.438 Density, 6-32 x 1/4", Combination/BH Screw, Open Bottom, Double Row



- Interposing barriers between terminals yield higher electrical ratings and provide additional protection against frayed wire shorting.
- A wide variety of barrier blocks makes it possible to select the combination of mechanical and electrical characteristics that best meet the exact requirements of your application.
- Simplify wiring work by reducing splicing, preventing current leaks and short circuits, and increasing insulation.

Materials

Insulation	Molded monoblock, general purpose phenolic, black, UL Rated 94V-1
Eyelets	Material: Brass Plating: Nickel
Screws	Material: Steel Plating: Nickel over copper flash
Solder Terminals	Material: Brass Plating: Electro-Tin
Marker Strip Material	Nema Grade XPC, UL Rated 94V-0

Environmental

Operating Temperature	-55°F to +300°F
------------------------------	-----------------

Electrical

Voltage Rating	250 VAC RMS maximum
Current Rating	20 Amps maximum
Maximum Watts Per Terminal	5000

Mechanical

Maximum Wire Size	#14 AWG
Recommended Tightening Torque	Screw 14lb.-in. Mounting holes torque 7lbs

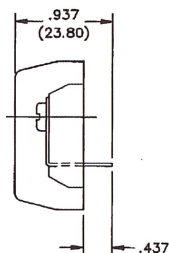
Terminal Block Quick Reference

Barrier Block Series	Center-to-Center Spacing	Number of Terminals	Number of Row(s)	Screw Size	Operating Voltage	Current Rating	Maximum Wire Size	Maximum Watts/Terminal	Voltage Rating w/ Marker	V Voltage Rating w/o Marker	Marker Strip Mounting
140	0.375	1-25	Double	5-40	250 Volts	15 Amps	#16	3750	2000	1100	Bottom
141	0.438	1-20	Double	6-32	250 Volts	20 Amps	#14	5000	2400	1100	Bottom
142	0.563	1-17	Double	8-32	250 Volts	30 Amps	#10	7500	2600	1600	Bottom

Series 141 Barrier Blocks

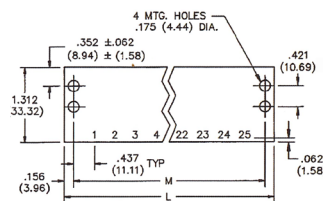
0.438 Density, 6-32 x 1/4", Combination/BH Screw, Open Bottom, Double Row

Solder Terminal Options

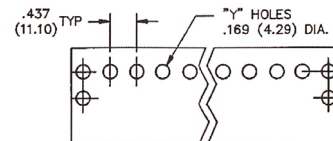


Y Terminals

Marker Strips



Standard



Y Terminals

Ordering Information

Number of Terminals	Combination Screw Catalog Number	Binder Head Catalog Number
1	1-141	1-141-Y
2	2-141	2-141-Y
3	3-141	3-141-Y
4	4-141	4-141-Y
5	5-141	5-141-Y
6	6-141	6-141-Y
7	7-141	7-141-Y
8	8-141	8-141-Y
9	9-141	9-141-Y
10	10-141	10-141-Y
11	11-141	11-141-Y
12	12-141	12-141-Y
13	13-141	13-141-Y
14	14-141	14-141-Y
15	15-141	15-141-Y
16	16-141	16-141-Y
17	17-141	17-141-Y
18	18-141	18-141-Y
19	19-141	19-141-Y
20	20-141	20-141-Y

Ordering Information

Number of Terminals	Catalog Number	Catalog Number
1	MS-1-141	MS-1-141-Y
2	MS-2-141	MS-2-141-Y
3	MS-3-141	MS-3-141-Y
4	MS-4-141	MS-4-141-Y
5	MS-5-141	MS-5-141-Y
6	MS-6-141	MS-6-141-Y
7	MS-7-141	MS-7-141-Y
8	MS-8-141	MS-8-141-Y
9	MS-9-141	MS-9-141-Y
10	MS-10-141	MS-10-141-Y
11	MS-11-141	MS-11-141-Y
12	MS-12-141	MS-12-141-Y
13	MS-13-141	MS-13-141-Y
14	MS-14-141	MS-14-141-Y
15	MS-15-141	MS-15-141-Y
16	MS-16-141	MS-16-141-Y
17	MS-17-141	MS-17-141-Y
18	MS-18-141	MS-18-141-Y
19	MS-19-141	MS-19-141-Y
20	MS-20-141	MS-20-141-Y

Solder Terminals can be ordered Separately

Terminal Type	Catalog Number
Y	Y-141

Accessories

- Jumpers
- Fanning Strips
- Quick Clamp

*Marketed exclusively through distribution.



Asia Pacific
+86 21 5442 7668
ccs.asia.sales@as.cinch.com

Europe, Middle East & Africa
+44 (0) 1245 342060
CinchConnectivity@eu.cinch.com

North America
+1 630 705 6000
inquiry@us.cinch.com

belfuse.com/cinch

Mouser Electronics

Authorized Distributor

Click to View Pricing, Inventory, Delivery & Lifecycle Information:

Cinch Connectivity Solutions:

[2-141](#) [20-141](#) [15-141](#) [4-141](#) [3-141](#) [18-141](#) [10-141](#) [12-141](#) [10-141-Y](#) [1-141](#) [13-141](#) [14-141](#) [14-141-Y](#) [17-141](#)
[18-141-Y](#) [19-141](#) [20-141-Y](#) [4-141-Y](#) [16-141](#)