

Protected

→ 83 118

- Reduced actuation force
- Very short differential travel
- Choice of actuators



Main specifications

		Standard 83 118 0	Reduced force 83 118 S1
Function	Connections		
I (changeover)	W1		
I (changeover)	W2 - W3		
Electrical characteristics		83 118 007	-
Rating nominal / 250 V AC (A)		5	5
Rating thermal / 250 V AC (A)		17.5	17
Mechanical characteristics			
Maximum operating force (N)		2.7	3
Min. Release force (N)		0.75	30
Tripping point (mm)		16 ^{+0.3}	16 ^{+0.4}
Min. overtravel (mm)		0.2	0.3
Mechanical life (operations)		5x10 ⁶	5x10 ⁶
Maximum total travel force (N)		4	3
Max. permitted overtravel force (N)		30	30
Rest position max. (mm)		16.7	16.6
differential travel (mm)		0.03 → 0.09	0.03 → 0.09
Ambient operating temperature (°C)		- 40 → +125	- 40 → +125
Contact gap (mm)		0.5	0.5
Weight (g)		21	21

Additional specifications

Components

Material

- Case : thermoset UL94V0
- Contacts : pure silver

Levers

- Flexible stainless steel

Other levers

- Passivated mild steel (zinc) , self-retaining screws

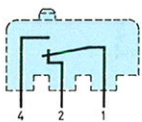
Product adaptations



- Special levers
- Special connections, temperatures
- Approvals : UL - cUL

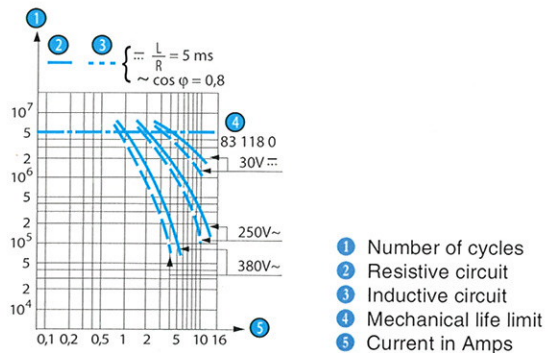
Principles

Single break changeover switch



Curves

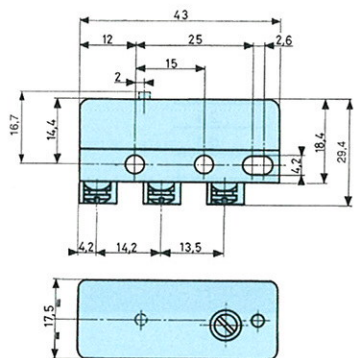
Operating curve for types 83 118 0 - 83 118 S1



Dimensions

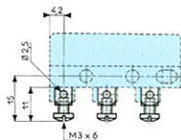
→ Product

83 118 0/83 118 S1

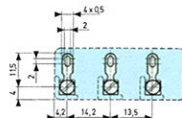


→ Connections

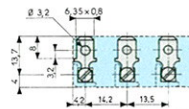
W1 screw



W2 solder

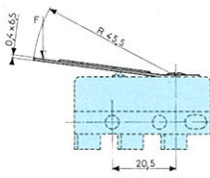


W3 for 6.35 mm clips

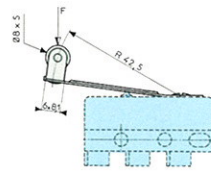


→ Actuators

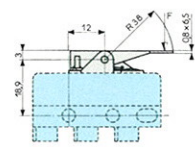
52A



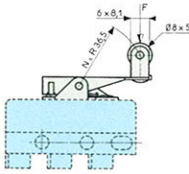
52B



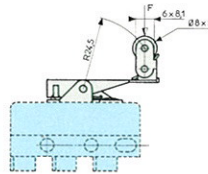
52M



52N



52V



Actuators and fixing positions

Part numbers for actuators

Flexible direct-acting actuators: 52A - 52B

Hinged reverse-action actuators: 52M - 52N - 52V

52A
R45.5

52B
R42.5

52M
R38

52N
R36.5

52V
R24.5

70 520 029



		83 118 0	83 118 S1	83 118 0	83 118 S1	83 118 0	83 118 S1
Operating force - max.	N	2.5	1.4	0.85	1.5	1.4	2.5
Release force - min.	N	0.8	0.55	0.27	0.4	0.4	0.6
Pre-travel - max.	mm	4.5		2		1.5	
Differential travel	mm	0.45 ±0.25		0.3 ±0.15		0.16 ±0.09	
Total travel max.	mm	7		10		5	

Other information

Mounting - Operation

See basic technical concepts