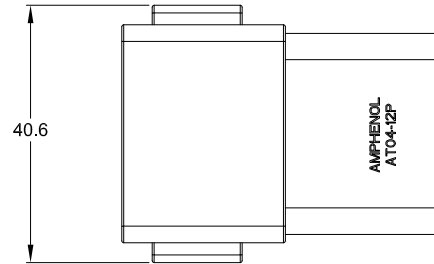
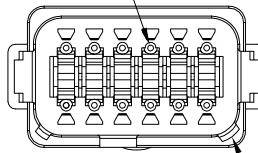


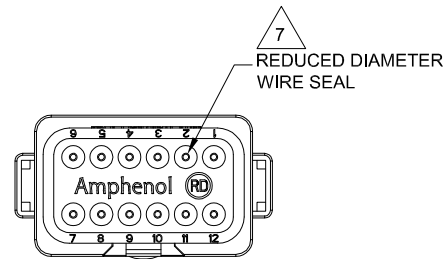
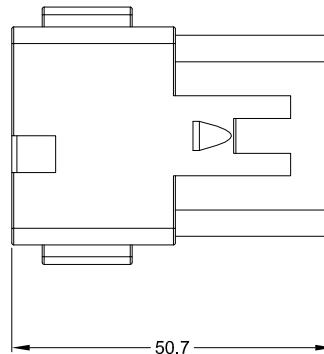
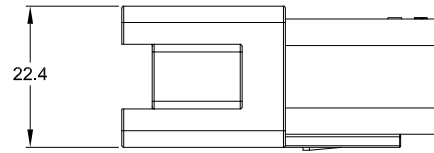
REVISIONS					
REV	ECO	DESCRIPTION	DATE	BY	APPR
A3	-	RELEASE NEW DRAWING FORMAT	12NOV13	DRP	-



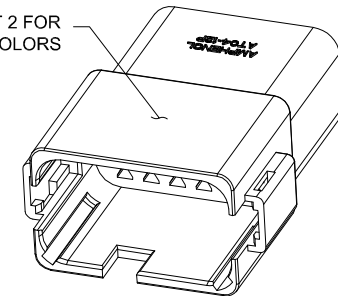
REQUIRES CONTACT RETENTION WEDGE AW12P



1 KEYWAY (3) PLACES



1 REFER TO SHEET 2 FOR AVAILABLE CONNECTOR COLORS



NOTES: UNLESS OTHERWISE SPECIFIED

1 SEE SHEET 2 FOR KEY ARRANGEMENTS AND COLORS.

2. MATERIAL:  
HOUSING: THERMOPLASTIC  
SEAL: SILICONE RUBBER

3. MODIFICATIONS: REDUCED DIAMETER WIRE SEAL

4. SPECIFICATIONS:

- 4.1 CURRENT RATING: 13 AMPS
- 4.2 OPERATING TEMPERATURE: -55°C TO +125°C
- 4.3 DIELECTRIC WITHSTANDING VOLTAGE: LESS THAN 2 MILLIAMPS CURRENT LEAKAGE @ 1500 VOLTS AC.
- 4.4 INSULATION RESISTANCE: 1000 MEGOHMS MIN @ 25°C.
- 4.5 MOISTURE RESISTANCE: IP67 ( MATED CONDITION )
- 4.6 MATING CYCLE DURABILITY: 100 CYCLES
- 4.7 RoHS COMPLIANT

5. MATING PART: AT06-12SX\* PLUG  
( X = A,B,C,D KEYS; \* = MODIFICATIONS AND COLORS )

6. ALL DIMENSIONS ARE FOR REFERENCE USE ONLY.

7 CONTACT SIZE AND REAR SEAL WIRE RANGE:

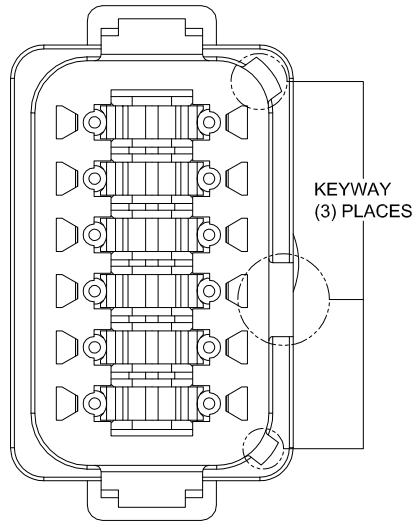
CONTACT SIZE	MIN. INSUL O.D.	MAX. INSUL O.D.	TYPICAL WIRE RANGE
16	1.35 mm (.053 in)	3.05 mm (.120 in)	14 - 20 AWG

SEE SHEET 2		DESCRIPTION		ITEM
QUANTITY	PART NUMBER	MATERIALS LIST		
UNLESS OTHERWISE SPECIFIED 1) All dimensions are in metric (mm). 2) Tolerances are as follows: 1 PL DEC ±0.30 2 PL DEC ±0.15 3 PL DEC ±0.08 3) Note reference =		SIGNATURES DRAWN: D.PARKS CHECKED: ENGINEER: APPROVAL:	DATE 12NOV13	<p style="text-align: center;"><b>Amphenol</b></p> <p style="text-align: center;">Sine Systems - www.amphenol-sine.com 44724 Morley Drive Clinton Township, MI 48036</p> <p style="text-align: center;">RECEPTACLE, 12 PIN, AT SERIES, KEYED, REDUCED DIAMETER WIRE SEAL</p>
MATERIAL SPECIFICATIONS:		CUSTOMER:		THIS DRAWING IS SUPPLIED FOR INFORMATION ONLY. DESIGN FEATURES, SPECIFICATIONS AND PERFORMANCE DATA SHOWN HEREON ARE THE PROPERTY OF THE AMPHENOL CORPORATION. NO RIGHTS OF REPRODUCTION ARE IMPLIED. ALL DIMENSIONS ARE SUBJECT TO NORMAL MANUFACTURING VARIATIONS.
PROCESS SPECIFICATIONS:		SIZE	TYPE	DWG NO:
NEXT ASSY:		B C-	AT04-12PX-RDXXX	A3
		SCALE:	NONE	SHEET 1 OF 2

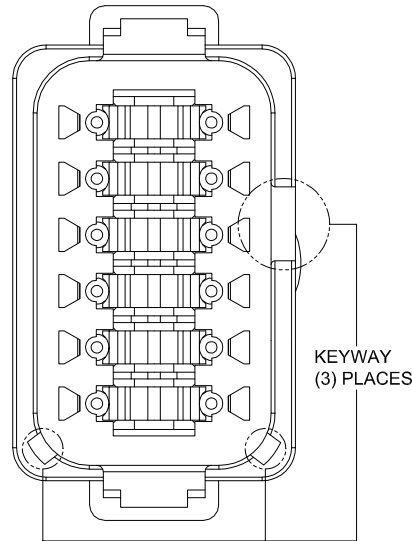
TITLE: RECEPTACLE, 12 PIN, AT SERIES, KEYED, REDUCED DIA. SEAL  
DWG NO.: AT04-12PX-RDXXX  
REV: A3  
SH: 1  
OF: 2

REVISIONS					
REV	ECO	DESCRIPTION	DATE	BY	APPR

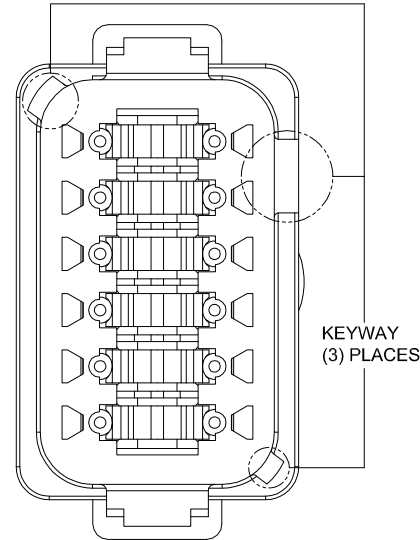
P/N AT04-12PA-RD01  
KEY-A CONFIGURATION  
STANDARD COLOR: GREY



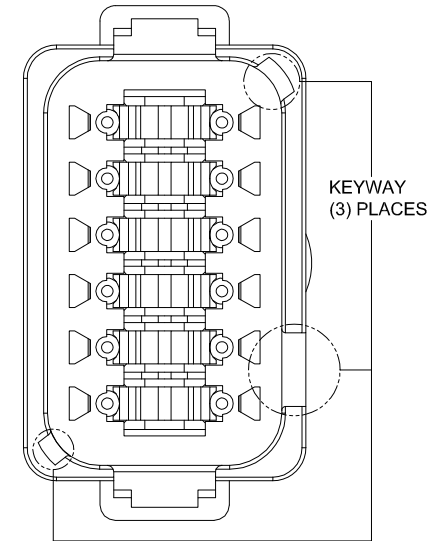
P/N AT04-12PB-RD01  
KEY-B CONFIGURATION  
STANDARD COLOR: BLACK



P/N AT04-12PC-RD01  
KEY-C CONFIGURATION  
STANDARD COLOR: GREEN



P/N AT04-12PD-RD01  
KEY-D CONFIGURATION  
STANDARD COLOR: BROWN



KEY-A CONFIGURATION	
COLOR	PART NUMBER
* GREY	AT04-12PA-RD01
BLACK	AT04-12PA-RDBLK
GREEN	AT04-12PA-RDGRN
BROWN	AT04-12PA-RDBRN

KEY-B CONFIGURATION	
COLOR	PART NUMBER
GREY	AT04-12PB-RDGRY
* BLACK	AT04-12PB-RD01
GREEN	AT04-12PB-RDGRN
BROWN	AT04-12PB-RDBRN

KEY-C CONFIGURATION	
COLOR	PART NUMBER
GREY	AT04-12PC-RDGRY
BLACK	AT04-12PC-RDBLK
* GREEN	AT04-12PC-RD01
BROWN	AT04-12PC-RDBRN

KEY-D CONFIGURATION	
COLOR	PART NUMBER
GREY	AT04-12PD-RDGRY
BLACK	AT04-12PD-RDBLK
GREEN	AT04-12PD-RDGRN
* BROWN	AT04-12PD-RD01

NOTE:

AN ASTERISKS ( \* ) PLACED BEFORE THE COLOR DENOTES THE STANDARD MOLDED COLOR OF THE CONNECTORS SHOWN ABOVE.

OTHER COLORS SHOWN ARE AVAILABLE VIA SPECIAL ORDER.

QUANTITY	PART NUMBER	DESCRIPTION	ITEM
<b>MATERIALS LIST</b>			
UNLESS OTHERWISE SPECIFIED 1) All dimensions are in metric (mm). 2) Tolerances are as follows: 1 PL DEC ±0.30 2 PL DEC ±0.15 3 PL DEC ±0.08 3) Note reference =		SIGNATURES DRAWN: D.PARKS CHECKED: ENGINEER: APPROVAL: CUSTOMER:	DATE 12NOV13
MATERIAL SPECIFICATIONS:		<b>Amphenol</b> Sine Systems - www.amphenol-sine.com 44724 Morley Drive Clinton Township, MI 48036	
PROCESS SPECIFICATIONS:		RECEPTACLE, 12 PIN, AT SERIES, KEYED, REDUCED DIAMETER WIRE SEAL	
NEXT ASSY:		THIS DRAWING IS SUPPLIED FOR INFORMATION ONLY. DESIGN FEATURES, SPECIFICATIONS AND PERFORMANCE DATA SHOWN HEREON ARE THE PROPERTY OF THE AMPHENOL CORPORATION. NO RIGHTS OF REPRODUCTION ARE IMPLIED. ALL DIMENSIONS ARE SUBJECT TO NORMAL MANUFACTURING VARIATIONS.	
		SIZE <b>B C-</b>	REVISION <b>A3</b>
		SCALE NONE	DWG NO: <b>AT04-12PX-RDXXX</b>
		SHEET 2 OF 2	

TITLE: RECEPTACLE, 12 PIN, AT SERIES, KEYED, REDUCED DIA. SEAL  
DWG NO.: AT04-12PX-RDXXX  
REV: A3  
SH: 2  
OF: 2